

ASPAR OTOMOTİV SANAYİ VE DİŐ TİCARET LTD. ŐTİ.
DOLAPDERE SANAYİ SİT. 19.ADA NO26 İKİTELLİ / İSTANBUL / TÜRKİYE
TEL +90 212 671 72 61 - +90 212 671 61 49 FAX +90 212 671 61 27



Mercedes-Benz

ENTRA ✓

asparotomotiv.com.tr


www.entra.com.tr

e-mail : entra@entra.com.tr

Orj. Parça no'ları referans olarak kullanılmıştır. Original parts no and brand name only for referance.


	MERCEDES NR ENTRA NR DESCRIPTION PARÇA ADI TYPE MARKASI	50.92.001 MUDGUARD (KIT) (BUMPER) 2517-2521-2524-2622
---	--	---


	MERCEDES NR ENTRA NR DESCRIPTION PARÇA ADI TYPE MARKASI	81637316435 81637315075 81637316235 50.92.565 LEVER FOR MIRROR AYNA KOLU 19.422
---	--	---


	MERCEDES NR ENTRA NR DESCRIPTION PARÇA ADI TYPE MARKASI	81953016249 50.59.601 BALL JOINT RIGHT -105m 12.153
---	--	--

	MERCEDES NR ENTRA NR DESCRIPTION PARÇA ADI TYPE MARKASI	81432206196 50.59.602 TORQUE ARM TORK KOLU TGA
---	--	--


	MERCEDES NR ENTRA NR DESCRIPTION PARÇA ADI TYPE MARKASI	8902389 50.92.002 CABIN LOCK KABİN KİLİDİ 2517-2521
---	--	---


	MERCEDES NR ENTRA NR DESCRIPTION PARÇA ADI TYPE MARKASI	7200616 50.92.003 DOOR CHECK KAPI GERGI DEMİRİ 2517-2521-2524-2622
---	--	--


	MERCEDES NR ENTRA NR DESCRIPTION PARÇA ADI TYPE MARKASI	7500184 50.92.004 GRİLL LOCK (OLD MODEL) PANJUR KİLİDİ 2517
---	--	---


	MERCEDES NR ENTRA NR DESCRIPTION PARÇA ADI TYPE MARKASI	8109516 50.92.005 MIRROR BIG AYNA BUYUK ACTROS
---	--	--


	MERCEDES NR ENTRA NR DESCRIPTION PARÇA ADI TYPE MARKASI	8109616 50.92.006 MIRROR SMALL AYNA KUCUK ACTROS	
	MERCEDES NR ENTRA NR DESCRIPTION PARÇA ADI TYPE MARKASI	15530001 50.92.007 HAND PUMP KABIN KRIKOSU 2517-2521-2524-2622	81637316236
	MERCEDES NR ENTRA NR DESCRIPTION PARÇA ADI TYPE MARKASI	19889742 50.92.008 SCREW TORPIDO VIDASI	
	MERCEDES NR ENTRA NR DESCRIPTION PARÇA ADI TYPE MARKASI	3718110218 50.92.009 BUMPER PLUG TAMPON TAPASI 2517-2521-2524-2622	
	MERCEDES NR ENTRA NR DESCRIPTION PARÇA ADI TYPE MARKASI	3818800070 50.92.010 FRONT BUMPER LEFT TAMPON SOL 2517-2521-2524-2622	3718802170
	MERCEDES NR ENTRA NR DESCRIPTION PARÇA ADI TYPE MARKASI	3818800170 50.92.011 FRONT BUMPER RIGHT TAMPON SAG 2517-2521-2524-2622	3718802270
	MERCEDES NR ENTRA NR DESCRIPTION PARÇA ADI TYPE MARKASI	3818850008 50.92.012 CENTRAL BUMPER TAMPON ORTA 2517-2521-2524-2622	3718851501
	MERCEDES NR ENTRA NR DESCRIPTION PARÇA ADI TYPE MARKASI	3818850422 50.92.013 BUMPER JOINT COVER LEFT TAMPON USTU 3031	3818850522


	MERCEDES NR ENTRA NR DESCRIPTION PARÇA ADI TYPE MARKASI	50.57.009 SHOCK ABSORBER FOR KABIN AMORTISORU AXOR
---	--	---


	MERCEDES NR ENTRA NR DESCRIPTION PARÇA ADI TYPE MARKASI	81637316237 50.57.007 SHOCK ABSORBER FOR KABIN AMORTISORU 2517-2521-2524-2622
---	--	---


	MERCEDES NR ENTRA NR DESCRIPTION PARÇA ADI TYPE MARKASI	50.57.008 SHOCK ABSORBER REAR KABIN AMORTISORU AXOR
---	--	--







	MERCEDES NR ENTRA NR DESCRIPTION PARÇA ADI TYPE MARKASI	4664502 50.92.015 RESERVOIR CAP DIREKSIYON HIDR DEPO SEFFAF 1817-1821-1928-1935
---	--	---








	MERCEDES NR ENTRA NR DESCRIPTION PARÇA ADI TYPE MARKASI	3662001595 3662000695 50.92.016 AIR BAFFLE DAVLUMBAZ CEMBERI OM362LA-OM366A/
---	--	--

	MERCEDES NR ENTRA NR DESCRIPTION PARÇA ADI TYPE MARKASI	6175050186 50.92.017 FAN SHROUD BOOT DAVLUMBAZ LASTIGI 1821AK/4X4-2521/6X2
---	--	--

	MERCEDES NR ENTRA NR DESCRIPTION PARÇA ADI TYPE MARKASI	3715057855 3715007355 50.92.018 FAN SHROUD DAVLUMBAZ FIBER 1821AK/4X4-2521/6X2-
---	--	---


	MERCEDES NR ENTRA NR DESCRIPTION PARÇA ADI TYPE MARKASI	3879950035 50.92.019 CLAMP FOR FAN SHROUD DAVLUMBAZ KELEPCESI 1821AK/4X4-2521/6X2
---	--	---

	MERCEDES NR ENTRA NR DESCRIPTION PARÇA ADI TYPE MARKASI	6565050286 50.92.020 SEALING STRIP DAVLUMBAZ LASTIGI 1844
	MERCEDES NR ENTRA NR DESCRIPTION PARÇA ADI TYPE MARKASI	3635050180 50.92.021 AIR BAFFLE BOOT DAVLUMBAZ LASTIGI 1425-1625-1628-
	MERCEDES NR ENTRA NR DESCRIPTION PARÇA ADI TYPE MARKASI	50.92.022 AIR BAFFLE RING DAVLUMBAZ CEMBERI 3031
	MERCEDES NR ENTRA NR DESCRIPTION PARÇA ADI TYPE MARKASI	6205050086 50.92.023 FAN SHROUD BOOT DAVLUMBAZ LASTIGI 1827-1831-2527-
	MERCEDES NR ENTRA NR DESCRIPTION PARÇA ADI TYPE MARKASI	50.92.024 RESERVOIR WEBASTO MAZOT BIDONU
	MERCEDES NR ENTRA NR DESCRIPTION PARÇA ADI TYPE MARKASI	3818111114 50.92.025 MOUNTING KIT GUNESLIK AYAK TAKIMI 2517-2521-2524-2622
	MERCEDES NR ENTRA NR DESCRIPTION PARÇA ADI TYPE MARKASI	3818110051 50.92.026 BEARING ,R (SUN VISOR TO GUNESLIK AYAGI IC SAG 2517-2521-2524
	MERCEDES NR ENTRA NR DESCRIPTION PARÇA ADI TYPE MARKASI	3818110051 50.92.027 BEARING ,L(SUN VISOR T GUNESLIK AYAGI IC L 2517-2521-2524


	MERCEDES NR ENTRA NR DESCRIPTION PARÇA ADI TYPE MARKASI	3718267047 28200456 50.92.028 SIDE MARKER LAMP GUNESLIK LAMBASI 2517-2521-2524
	MERCEDES NR ENTRA NR DESCRIPTION PARÇA ADI TYPE MARKASI	3817250002 81637316239 50.92.029 WINDOW LIFTER, L CAM KRIKOSU 2517-2521-2524
	MERCEDES NR ENTRA NR DESCRIPTION PARÇA ADI TYPE MARKASI	3817250102 50.92.030 WINDOW LIFTER ,R CAM KRIKOSU R 2517-2521-2524
	MERCEDES NR ENTRA NR DESCRIPTION PARÇA ADI TYPE MARKASI	50.92.031 WINDOW SEAL CAM FITILI 2517-2521-2524
	MERCEDES NR ENTRA NR DESCRIPTION PARÇA ADI TYPE MARKASI	50.92.032 SPOT LAMP GRILLE FAR TELI
	MERCEDES NR ENTRA NR DESCRIPTION PARÇA ADI TYPE MARKASI	50.92.033 SPOILER SHORT KARLIK Y.M KISA 2517
	MERCEDES NR ENTRA NR DESCRIPTION PARÇA ADI TYPE MARKASI	50.92.034 SPOILER NEW LONG KARLIK Y.M UZN 2517-2521-2524
	MERCEDES NR ENTRA NR DESCRIPTION PARÇA ADI TYPE MARKASI	9880385 9880485 50.92.035 LOCKING HANDLE AKU KAPAK MANDALI 2517-2521-2524

	MERCEDES NR ENTRA NR DESCRIPTION PARÇA ADI TYPE MARKASI	6737600002 3817250160 50.92.036 WINDOW CRANK CAM ACMA KOLU 2517-2521-2524
	MERCEDES NR ENTRA NR DESCRIPTION PARÇA ADI TYPE MARKASI	3718800106 81637316240 50.92.037 FRONT MUDGUARD , CAMURLUK SAG 2517-2521-2524
	MERCEDES NR ENTRA NR DESCRIPTION PARÇA ADI TYPE MARKASI	3718800006 50.92.038 FRONT MUDGUARD , CAMURLUK SOL 2517-2521-2524
	MERCEDES NR ENTRA NR DESCRIPTION PARÇA ADI TYPE MARKASI	3817250160 50.92.039 WINDOW CRANK CAM ACMA KOLU 2517-2521-2524
	MERCEDES NR ENTRA NR DESCRIPTION PARÇA ADI TYPE MARKASI	3817250043 50.92.040 SPACER CAM ACMA KOLU BILEZIGI 2517-2521-2524
	MERCEDES NR ENTRA NR DESCRIPTION PARÇA ADI TYPE MARKASI	3817250043 50.92.041 SPACER CAM ACMA KOLU BILEZIGI 2517-2521-2524
	MERCEDES NR ENTRA NR DESCRIPTION PARÇA ADI TYPE MARKASI	3817230104 50.92.042 LOCKING EYE ,R KAPI KARSILIGI 2517-2521-2524
	MERCEDES NR ENTRA NR DESCRIPTION PARÇA ADI TYPE MARKASI	3817230004 50.92.043 LOCKING EYE , KAPI KARSILIGI 2517-2521-2524

	MERCEDES NR	3817660901	6707600159
	ENTRA NR	50.92.044	
	DESCRIPTION	DOOR HANDLE WITH KEY	
	PARÇA ADI	KAPI DIS KOLU KILITLI	
	TYPE	2517-2521-2524	
	MARKASI		


	MERCEDES NR	3816280272	81637316241
	ENTRA NR	50.92.045	
	DESCRIPTION	RUBBER	
	PARÇA ADI	TORPIDO LASTIGI	
	TYPE	2517-2521-2524	
	MARKASI		


	MERCEDES NR		
	ENTRA NR	50.92.046	
	DESCRIPTION	DIRT DEFLECTOR LEFT	
	PARÇA ADI	RUZGARLIK E.M SOL	
	TYPE	2517-2521-2524	
	MARKASI		

	MERCEDES NR	3816280372	
	ENTRA NR	50.92.047	
	DESCRIPTION	DIRT DEFLECTOR RIGHT	
	PARÇA ADI	RUZGARLIK SAG E.M	
	TYPE	2517-2521-2524	
	MARKASI		


	MERCEDES NR	6417510070	
	ENTRA NR	50.92.048	
	DESCRIPTION	HANDL	
	PARÇA ADI	CAM FISKIYE KOLU	
	TYPE	2517-2521-2524	
	MARKASI		


	MERCEDES NR	3718690020	
	ENTRA NR	50.92.049	
	DESCRIPTION	WINDOW RESERVOIR	
	PARÇA ADI	CAM SU BIDONU	
	TYPE	2517-2521-2524	
	MARKASI		

	MERCEDES NR	3718810298	3818812298
	ENTRA NR	50.92.050	
	DESCRIPTION	FENDER SEAL	
	PARÇA ADI	CAMURLUK FITILI	
	TYPE	2517-2521-2524	
	MARKASI		


	MERCEDES NR	3878911051	
	ENTRA NR	50.92.051	
	DESCRIPTION	SPRING (CAP SUSPENSION	
	PARÇA ADI	KABIN ARKA MAKAS YAYI	
	TYPE	2517-2521-2524	
	MARKASI		


	MERCEDES NR ENTRA NR DESCRIPTION PARÇA ADI TYPE MARKASI	3718200141 50.92.052 LINKAGE (COMPLETE) SİLECEK MEKANİZMASI 2517-2521-2524
---	--	--


	MERCEDES NR ENTRA NR DESCRIPTION PARÇA ADI TYPE MARKASI	3718200045 50.92.053 WIPER BLADE 70 CM SILGI SUPURGESİ 2517-2521-2524	81637316242
---	--	---	-------------


	MERCEDES NR ENTRA NR DESCRIPTION PARÇA ADI TYPE MARKASI	3818240628 50.92.054 WIPER BLADE ARM SILGI KOLU	3818240228
---	--	--	------------









	MERCEDES NR ENTRA NR DESCRIPTION PARÇA ADI TYPE MARKASI	3718200141 50.92.055 LINKAGE PANE WIPER SİLECEK İC MEKANİZMASI MB800
---	--	--


	MERCEDES NR ENTRA NR DESCRIPTION PARÇA ADI TYPE MARKASI	8241849 50.92.056 CAP SILGI KOLU KAPAGI 2622-2624-3031-2517
---	--	---

	MERCEDES NR ENTRA NR DESCRIPTION PARÇA ADI TYPE MARKASI	8200946 50.92.057 BEARING (WIPER) SILGI MEKANİZMASI 2622-2624-3031-2517
---	--	---

	MERCEDES NR ENTRA NR DESCRIPTION PARÇA ADI TYPE MARKASI	8201046 50.92.058 BEARING (WIPER) SILGI MEKANİZMASI CİFT PİMLİ 2622-2624-3031-2517
---	--	--

	MERCEDES NR ENTRA NR DESCRIPTION PARÇA ADI TYPE MARKASI	18201341 50.92.059 LINKAGE 396.5 MM. SILGI MEKANİZMA İC KOL KISA 2622-2624-3031-2517
---	--	--


	MERCEDES NR ENTRA NR DESCRIPTION PARÇA ADI TYPE MARKASI	18201241 50.92.060 LINKAGE 731 MM. SILECEK MEKANİZMA IC KOL UZUN 2622-2624-3031-2517
	MERCEDES NR ENTRA NR DESCRIPTION PARÇA ADI TYPE MARKASI	3718240027 50.92.061 WIPER RUBBER 70 CM SILECEK LASTIGI 2622-2624-3031-2517 81637316243
	MERCEDES NR ENTRA NR DESCRIPTION PARÇA ADI TYPE MARKASI	3716600301 50.92.062 FOOT STEP ,R BASAMAK SAG 2517 3716607106
	MERCEDES NR ENTRA NR DESCRIPTION PARÇA ADI TYPE MARKASI	3716600201 50.92.063 FOOT STEP ,L BASAMAK SOL 2517 3716607006
	MERCEDES NR ENTRA NR DESCRIPTION PARÇA ADI TYPE MARKASI	3719800064 50.92.064 SPRING HOOD PANJUR AMORTISORU 2622-2624-3031-2517
	MERCEDES NR ENTRA NR DESCRIPTION PARÇA ADI TYPE MARKASI	6754640001 50.92.065 WHEELING STEERING THICK DIREKSİYON SIMIDI 2517-2521-2524
	MERCEDES NR ENTRA NR DESCRIPTION PARÇA ADI TYPE MARKASI	3818300231 50.92.066 WIRE CABLE (FLAP PANJUR ACMA TELI 2517
	MERCEDES NR ENTRA NR DESCRIPTION PARÇA ADI TYPE MARKASI	50.92.067 PLASTIC SCREW DOSEME DUBELI 2622-2624-3031-2517


	MERCEDES NR ENTRA NR DESCRIPTION PARÇA ADI TYPE MARKASI	3819970486 50.92.068 PLUG KAPI TAPASI 2622-2624-3031-2517
---	--	---


	MERCEDES NR ENTRA NR DESCRIPTION PARÇA ADI TYPE MARKASI	3818102516 50.92.069 REAR VIEW MIRROR AYNA DIKIZ 2622-2624-3031-2517	81637316244
---	--	--	-------------


	MERCEDES NR ENTRA NR DESCRIPTION PARÇA ADI TYPE MARKASI	50.92.070 REARVIEW MIRROR AYNA KARA 2622-2624-3031-2517
---	--	--


	MERCEDES NR ENTRA NR DESCRIPTION PARÇA ADI TYPE MARKASI	3818103716 50.92.071 REARVIEW MIRROR AYNA BUYUK 2517-2521-2524-2622
--	--	---


	MERCEDES NR ENTRA NR DESCRIPTION PARÇA ADI TYPE MARKASI	6418100016 50.92.072 REARVIEW MIRROR AYNA KORUKLU REZISTANSLI 2631	6418104216
---	--	--	------------

	MERCEDES NR ENTRA NR DESCRIPTION PARÇA ADI TYPE MARKASI	8100379 50.92.073 REARVIEW MIRROR AYNA ATEGO-1517	8100279
---	--	---	---------


	MERCEDES NR ENTRA NR DESCRIPTION PARÇA ADI TYPE MARKASI	50.92.074 RUBBER TORPIDO LASTIGI 2517-2521-2524
---	--	--


	MERCEDES NR ENTRA NR DESCRIPTION PARÇA ADI TYPE MARKASI	8241507 50.92.075 DRIVE SILGI MOTOR EKSANTIRIK 2517-2521-2524	8241207
---	--	---	---------


	MERCEDES NR ENTRA NR DESCRIPTION PARÇA ADI TYPE MARKASI	3817500709 50.92.076 WIPER SHEET SILGI SACI 2517
---	--	--


	MERCEDES NR ENTRA NR DESCRIPTION PARÇA ADI TYPE MARKASI	3717510409 50.92.077 WIPER SHEET SILGI SACI Y.M 2521	81637316245
---	--	--	-------------


	MERCEDES NR ENTRA NR DESCRIPTION PARÇA ADI TYPE MARKASI	50.92.078 ELECTRIC MOTOR KALORIFER MOTORU 2517-2521-2524-2622
---	--	--








	MERCEDES NR ENTRA NR DESCRIPTION PARÇA ADI TYPE MARKASI	8601326 50.92.079 WINDOW WATER SPRAY SILGI SU MOTORU 2517-2521-2524-2622	8603326
---	--	--	---------


	MERCEDES NR ENTRA NR DESCRIPTION PARÇA ADI TYPE MARKASI	3717270071 50.92.080 DOOR PANELING LEFT KAPI DOSEMESİ SUYAH 2517-2521-2524-2622	3717271171
---	--	---	------------


	MERCEDES NR ENTRA NR DESCRIPTION PARÇA ADI TYPE MARKASI	3716270409 50.92.081 PANELING RIGHT BOMBE SACI SAG 2517-2521-2524-2622	3816200504
---	--	--	------------


	MERCEDES NR ENTRA NR DESCRIPTION PARÇA ADI TYPE MARKASI	3716270209 50.92.082 PANELING LEFT BOMBE SACI SOL 2517-2521-2524-2622	3816200404
---	--	---	------------

	MERCEDES NR ENTRA NR DESCRIPTION PARÇA ADI TYPE MARKASI	3817501302 50.92.083 GRILLE METAL OLD MODEL PANJUR E.M 2517
---	--	---

	MERCEDES NR ENTRA NR DESCRIPTION PARÇA ADI TYPE MARKASI	6418200012 3978200118 50.92.084 HEAD LAMP GRILLE FAR TELI 2517-2521-2524-2622
	MERCEDES NR ENTRA NR DESCRIPTION PARÇA ADI TYPE MARKASI	6418200861 505572 81637316246 50.98.001 HEAD LAMP ,LH FAR KOMPLE L 2517-2521-2524-2622
	MERCEDES NR ENTRA NR DESCRIPTION PARÇA ADI TYPE MARKASI	6418200961 50557 50.98.002 HEAD LAMP ,RH FAR KOMPLE R 2517-2521-2524-2622
	MERCEDES NR ENTRA NR DESCRIPTION PARÇA ADI TYPE MARKASI	28260890 50.98.003 LENS (HEAD LIGHT) LH FAR CAMI 2517-2521-2524
	MERCEDES NR ENTRA NR DESCRIPTION PARÇA ADI TYPE MARKASI	3718260090 50.98.004 LENS (HEADLIGHT) RH FAR CAMI 2517-2521-2524
	MERCEDES NR ENTRA NR DESCRIPTION PARÇA ADI TYPE MARKASI	6243000304 50.92.085 ACCELERATOR PEDAL GAZ PEDALI KOMPLE BM371-376-380-381-383
	MERCEDES NR ENTRA NR DESCRIPTION PARÇA ADI TYPE MARKASI	3718260178 50.98.005 REFLECTOR ,L FAR REFLEKTORU L 2517-2521-2524
	MERCEDES NR ENTRA NR DESCRIPTION PARÇA ADI TYPE MARKASI	3718260078 50.98.006 REFLECTOR ,R FAR REFLEKTORU R 2517-2521-2524


	MERCEDES NR ENTRA NR DESCRIPTION PARÇA ADI TYPE MARKASI	6153000104 50.92.086 PAD GAZ PEDAL LASTIGI 2622-2624-3031-2517
---	--	--


	MERCEDES NR ENTRA NR DESCRIPTION PARÇA ADI TYPE MARKASI	3816891608 6716890508 81637316247 50.92.087 COVERING PUSH BUTTON DUGME TABLASI 2622-2624-3031-2517
---	--	--


	MERCEDES NR ENTRA NR DESCRIPTION PARÇA ADI TYPE MARKASI	6736880035 50.92.088 COVER PUSH BUTTON DUGME TABLASI KAPAGI 2622-2624-3031-2517
---	--	---

	MERCEDES NR ENTRA NR DESCRIPTION PARÇA ADI TYPE MARKASI	3817250156 50.92.089 WINDOW FRAME CAM OLUGU 2622-2624-3031-2517
---	--	---

	MERCEDES NR ENTRA NR DESCRIPTION PARÇA ADI TYPE MARKASI	6416890080 50.92.090 ESCUTCHEON (DARK TUFFMarka KALORIFER DEFROZ KAPAGI 2622-2624-3031-2517
---	--	---

	MERCEDES NR ENTRA NR DESCRIPTION PARÇA ADI TYPE MARKASI	6418840022 50.92.091 COVERING ABOVE BUMPER SILGI SACI 2622-2624-3031-2517
---	--	---


	MERCEDES NR ENTRA NR DESCRIPTION PARÇA ADI TYPE MARKASI	6417500059 3717500059 50.92.092 PULL PANJUR ACMA TELI 2622-2624-3031-2517
---	--	---


	MERCEDES NR ENTRA NR DESCRIPTION PARÇA ADI TYPE MARKASI	9703100173 1108800020 50.92.093 LEVER HOOD RELEASE PANJUR ACMA KOLU 2622-2624-3031-2517
---	--	---

	MERCEDES NR ENTRA NR DESCRIPTION PARÇA ADI TYPE MARKASI	3818110136 3818100814 50.92.094 BRACKET LEFT & RIGHT AYNA KOLU CAB. 371 - 381
	MERCEDES NR ENTRA NR DESCRIPTION PARÇA ADI TYPE MARKASI	3818111236 81637316248 50.92.095 BEARING BRACKE AYNA BAGLANTISI ALT CAB. 371 - 381
	MERCEDES NR ENTRA NR DESCRIPTION PARÇA ADI TYPE MARKASI	3818110236 3818111236 50.92.096 BAERING BRACKET AYNA BAGLANTISI TK 2517-2521-2524-2622
	MERCEDES NR ENTRA NR DESCRIPTION PARÇA ADI TYPE MARKASI	3818110236 50.92.097 BEARING BRACKET AYNA KOL BAGLANTISI UST 2517-2521-2524-2622
	MERCEDES NR ENTRA NR DESCRIPTION PARÇA ADI TYPE MARKASI	9841433 50.92.098 SCREW (MIRROR BRACKET AYNA KOL BAGLANTI CIVATASI 2517-2521-2524-2622
	MERCEDES NR ENTRA NR DESCRIPTION PARÇA ADI TYPE MARKASI	3716600706 50.92.099 FOOT STEP ,RH BASAMAK R, Y.M 2521-2524
	MERCEDES NR ENTRA NR DESCRIPTION PARÇA ADI TYPE MARKASI	3716600606 50.92.100 FOOT STEP ,LH BASAMAK L, Y.M 2521-2524
	MERCEDES NR ENTRA NR DESCRIPTION PARÇA ADI TYPE MARKASI	7500484 50.92.101 FASTENER PANJUR KILIDI 2622-2624-3031-2517

	MERCEDES NR ENTRA NR DESCRIPTION PARÇA ADI TYPE MARKASI	9910912 50.92.102 PIN PANJUR KILIT PIMI 2517-2521-2524
	MERCEDES NR ENTRA NR DESCRIPTION PARÇA ADI TYPE MARKASI	3718227120 3718227220 81637316249 50.98.007 BLINKER LAMP CAMURLUK SINYALI 2517-2521-2524-2622
	MERCEDES NR ENTRA NR DESCRIPTION PARÇA ADI TYPE MARKASI	50.98.008 LAMP(TOP,INSIDE TAVAN LAMBASI 2517-2521-2524
	MERCEDES NR ENTRA NR DESCRIPTION PARÇA ADI TYPE MARKASI	3147250401 50.92.103 WINDOW REGULATOR RAIL CAM KIZAGI CAB. 371 - 381
	MERCEDES NR ENTRA NR DESCRIPTION PARÇA ADI TYPE MARKASI	6417230088 50.92.104 OPERATING LEVER (DOOR KAPI KILIT MANDALI 2517-2521-2524
	MERCEDES NR ENTRA NR DESCRIPTION PARÇA ADI TYPE MARKASI	3717271271 3717270171 50.92.105 DOOR PANELING RIGHT KAPI DOSEMESI 2517-2521-2524
	MERCEDES NR ENTRA NR DESCRIPTION PARÇA ADI TYPE MARKASI	3817600059 50.92.106 DOOR HANDLE (INSIDE) KAPI CEKME KOLU CAB. 371 - 381
	MERCEDES NR ENTRA NR DESCRIPTION PARÇA ADI TYPE MARKASI	6504640001 6754640001 50.92.107 STEERING WHEELING THIN DIREKSİYON SIMIDI 2622-2624-3031-2517

	MERCEDES NR ENTRA NR DESCRIPTION PARÇA ADI TYPE MARKASI	3818830132 50.92.108 BRACKET TAMPON AYAK BASAMAGI 2517-2521-2524-2622
---	--	---

	MERCEDES NR ENTRA NR DESCRIPTION PARÇA ADI TYPE MARKASI	3718100210 3818100510 81637316250 50.92.109 SUN VISOR (INSIDE) SETS İC GUNESLIK TK CAB. 371 - 381
---	--	---


	MERCEDES NR ENTRA NR DESCRIPTION PARÇA ADI TYPE MARKASI	6205400045 50.95.001 SIGNAL SWITCH SINYAL KOLU 2622-2624-3031-2517
---	--	--









	MERCEDES NR ENTRA NR DESCRIPTION PARÇA ADI TYPE MARKASI	64175200096 50.92.110 BUFFER ,FASTENER TO PANJUR KILIT LASTIGI CAB. 371 - 381
---	--	---


	MERCEDES NR ENTRA NR DESCRIPTION PARÇA ADI TYPE MARKASI	3717200237 3817200237 50.92.111 BUFFER ,FASTENER TO KAPI MENTESESİ 2622-2624-3031-2517
---	--	--


	MERCEDES NR ENTRA NR DESCRIPTION PARÇA ADI TYPE MARKASI	3817230301 50.92.112 DOOR LOCK ,RH KAPI İC KILIT R 2622-2624-3031-2517
---	--	--


	MERCEDES NR ENTRA NR DESCRIPTION PARÇA ADI TYPE MARKASI	3817230201 50.92.113 DOOR LOCK ,LH KAPI İC KILIT L 2622-2624-3031-2517
---	--	--

	MERCEDES NR ENTRA NR DESCRIPTION PARÇA ADI TYPE MARKASI	9738100714 9738100514 50.92.114 MIRROR BRACKET LEFT AYNA KOLU L AXOR - 1840
---	--	---

	MERCEDES NR ENTRA NR DESCRIPTION PARÇA ADI TYPE MARKASI	9738100814 50.92.115 MIRROR ARM RIGHT AYNA KOLU R AXOR - 1840	9738100214
	MERCEDES NR ENTRA NR DESCRIPTION PARÇA ADI TYPE MARKASI	3718811001 50.92.116 FRONT MUDGUARD CAMURLUK YATAKSIZ ON R 2622-2624-3031-2517	81637316251
	MERCEDES NR ENTRA NR DESCRIPTION PARÇA ADI TYPE MARKASI	3718810901 50.92.117 FRONT MUDGUARD CAMURLUK YATAKSIZ ON L 2622-2624-3031-2517	
	MERCEDES NR ENTRA NR DESCRIPTION PARÇA ADI TYPE MARKASI	3838810701 50.92.118 FRONT MUDGUARD R CAMURLUK YATAKSIZ ARKA R 2622-2624-3031-2517	3718812401
	MERCEDES NR ENTRA NR DESCRIPTION PARÇA ADI TYPE MARKASI	3838810601 50.92.119 FRONT MUDGUARD ,L CAMURLUK YATAKSIZ ARKA L 2622-2624-3031-2517	3718812301
	MERCEDES NR ENTRA NR DESCRIPTION PARÇA ADI TYPE MARKASI	6418100214 50.92.120 MIRROR ARM R AYNA KOLU R 2631	
	MERCEDES NR ENTRA NR DESCRIPTION PARÇA ADI TYPE MARKASI	6418100314 50.92.121 MIRROR ARM,L AYNA KOLU L 2631	
	MERCEDES NR ENTRA NR DESCRIPTION PARÇA ADI TYPE MARKASI	6496200236 50.92.122 DIRT DEFLECTOR,R RUZGARLIK R CAB.641	


	MERCEDES NR ENTRA NR DESCRIPTION PARÇA ADI TYPE MARKASI	6496200136 50.92.123 DIRT DEFLECTOR,L RUZGARLIK L CAB.641
---	--	---


	MERCEDES NR ENTRA NR DESCRIPTION PARÇA ADI TYPE MARKASI	6416201536 81637316252 50.92.124 DIRT DEFLECTOR RUZGARLIK Y.M 2517-2521-2524
---	--	--


	MERCEDES NR ENTRA NR DESCRIPTION PARÇA ADI TYPE MARKASI	6416201436 50.92.125 DIRT DEFLECTOR RUZGARLIK Y.MM 2517-2521-2524
---	--	---

	MERCEDES NR ENTRA NR DESCRIPTION PARÇA ADI TYPE MARKASI	6417500618 50.92.126 CENTRAL GRILLE PANJUR Y.M 2517-2521-2524
---	--	---

	MERCEDES NR ENTRA NR DESCRIPTION PARÇA ADI TYPE MARKASI	6417501009 50.92.127 GRILLE UPPER PANJUR UST 2517-2521-2524
---	--	---

	MERCEDES NR ENTRA NR DESCRIPTION PARÇA ADI TYPE MARKASI	6418800236 50.92.128 SPOILER KARLIK ALT 1844
---	--	--

	MERCEDES NR ENTRA NR DESCRIPTION PARÇA ADI TYPE MARKASI	6418800270 50.92.129 CENTRAL BUMBER TAMPON ORTA 1844
---	--	--


	MERCEDES NR ENTRA NR DESCRIPTION PARÇA ADI TYPE MARKASI	6498850001 6418803770 50.92.130 CENTRAL BUMBER TAMPON ORTA 1844
---	--	---


ASPAR OTOMOTİV SANAYİ VE DIŞ TİCARET LTD. ŞTİ.


DOLAPDERE SANAYİ SİT. 19.ADA NO26 İKİTELLİ / İSTANBUL / TÜRKİYE


TEL +90 212 671 72 61 - +90 212 671 61 49 FAX +90 212 671 61 27


MERCEDES 019


	MERCEDES NR ENTRA NR DESCRIPTION PARÇA ADI TYPE MARKASI	6418809770 50.92.131 FRONT BUMBER ,L TAMPON L 1844	6418806270
---	--	--	------------


	MERCEDES NR ENTRA NR DESCRIPTION PARÇA ADI TYPE MARKASI	6418809870 50.92.132 FRONT BUMBER ,R TAMPON R 1844	6418806370 81637316253
---	--	--	---------------------------

	MERCEDES NR ENTRA NR DESCRIPTION PARÇA ADI TYPE MARKASI	6416200136 50.92.133 DIRT DEFLECTOR,R RUZGARLIK R 1844
---	--	--

	MERCEDES NR ENTRA NR DESCRIPTION PARÇA ADI TYPE MARKASI	6416200036 50.92.134 DIRT DEFLECTOR,L RUZGARLIK L 1844
--	--	--

	MERCEDES NR ENTRA NR DESCRIPTION PARÇA ADI TYPE MARKASI	50.92.135 GRILLE UPPER PANJUR UST Y.M 1844
---	--	---

	MERCEDES NR ENTRA NR DESCRIPTION PARÇA ADI TYPE MARKASI	6497510018 50.92.136 GRILLE PANJUR ALT 1844
---	--	---

	MERCEDES NR ENTRA NR DESCRIPTION PARÇA ADI TYPE MARKASI	6498800070 50.92.137 CENTRAL BUMBER TAMPON ORTA 1844
---	--	--


	MERCEDES NR ENTRA NR DESCRIPTION PARÇA ADI TYPE MARKASI	6498800136 50.92.138 SPOILER KARLIK ALT 1844
---	--	--


ASPAR OTOMOTİV SANAYİ VE DIŞ TİCARET LTD. ŞTİ.


DOLAPDERE SANAYİ SİT. 19.ADA NO26 İKİTELLİ / İSTANBUL / TÜRKİYE

TEL +90 212 671 72 61 - +90 212 671 61 49 FAX +90 212 671 61 27


MERCEDES 020


	MERCEDES NR ENTRA NR DESCRIPTION PARÇA ADI TYPE MARKASI	9416600401 50.92.139 FENDER ,LH BASAMAK YUVASI,L ACTROS
---	--	---


	MERCEDES NR ENTRA NR DESCRIPTION PARÇA ADI TYPE MARKASI	9416600501 81637316254 50.92.140 FENDER ,RH BASAMAK YUVASI,R ACTROS
---	--	---


	MERCEDES NR ENTRA NR DESCRIPTION PARÇA ADI TYPE MARKASI	9417500009 50.92.141 GRILLE UPPER PANJUR UST ACTROS
---	--	---

	MERCEDES NR ENTRA NR DESCRIPTION PARÇA ADI TYPE MARKASI	9417511218 9417511018 50.92.142 CENTRAL GRILLE PANJUR ALT ACTROS
---	--	--

	MERCEDES NR ENTRA NR DESCRIPTION PARÇA ADI TYPE MARKASI	9418800970 50.92.143 BUMBER,R TAMPON R ACTROS
---	--	---


	MERCEDES NR ENTRA NR DESCRIPTION PARÇA ADI TYPE MARKASI	9418802470 50.92.144 BUMBER,R TAMPON R ACTROS
---	--	---


	MERCEDES NR ENTRA NR DESCRIPTION PARÇA ADI TYPE MARKASI	9418801070 50.92.145 BUMBER,L TAMPON L ACTROS
---	--	---


	MERCEDES NR ENTRA NR DESCRIPTION PARÇA ADI TYPE MARKASI	9418802370 50.92.146 BUMBER,L TAMPON L ACTROS
---	--	---


www.entra.com.tre-mail : entra@entra.com.tr


Orj. Parça no'ları referans olarak kullanılmıştır. Original parts no and brand name only for reference.


	MERCEDES NR ENTRA NR DESCRIPTION PARÇA ADI TYPE MARKASI	9418840222 50.92.147 DIRT DEFLECTOR,L RUZGARLIK YAN IC L ACTROS
---	--	---


	MERCEDES NR ENTRA NR DESCRIPTION PARÇA ADI TYPE MARKASI	9418840322 81637316255 50.92.148 DIRT DEFLECTOR,R RUZGARLIK YAN IC, R ACTROS
---	--	--


	MERCEDES NR ENTRA NR DESCRIPTION PARÇA ADI TYPE MARKASI	9418840422 50.92.149 DIRT DEFLECTOR,L RUZGARLIK L ACTROS
---	--	--


	MERCEDES NR ENTRA NR DESCRIPTION PARÇA ADI TYPE MARKASI	9418840522 50.92.150 DIRT DEFLECTOR,R RUZGARLIK R ACTROS
--	--	--

	MERCEDES NR ENTRA NR DESCRIPTION PARÇA ADI TYPE MARKASI	9418851401 50.92.151 CENTRAL BUMBER TAMPON ORTA PARCA ACTROS
---	--	--

	MERCEDES NR ENTRA NR DESCRIPTION PARÇA ADI TYPE MARKASI	9738801670 50.92.152 BUMBER,R TAMPON R ATEGO-1517
---	--	---


	MERCEDES NR ENTRA NR DESCRIPTION PARÇA ADI TYPE MARKASI	9738801170 50.92.153 BUMBER,L TAMPON L ATEGO-1517
---	--	---


	MERCEDES NR ENTRA NR DESCRIPTION PARÇA ADI TYPE MARKASI	9738801170 50.92.154 CENTRAL BUMBER TAMPON ORTA YUK KABIN ATEGO-1517
---	--	--


	MERCEDES NR ENTRA NR DESCRIPTION PARÇA ADI TYPE MARKASI	6737510618 50.92.155 GRILLE PANJUR ALT CAB 673
---	--	--


	MERCEDES NR ENTRA NR DESCRIPTION PARÇA ADI TYPE MARKASI	6736600301 81637316256 50.92.156 FOOT STEP HOUSING BASAMAK YUVASI CAB 673
---	--	---


	MERCEDES NR ENTRA NR DESCRIPTION PARÇA ADI TYPE MARKASI	6736600201 50.92.157 FOOT STEP HOUSING BASAMAK YUVASI CAB 673
---	--	---

	MERCEDES NR ENTRA NR DESCRIPTION PARÇA ADI TYPE MARKASI	6736280072 50.92.158 DIRT DEFLECTOR,L RUZGARLIK L CAB 673
---	--	---

	MERCEDES NR ENTRA NR DESCRIPTION PARÇA ADI TYPE MARKASI	6736280172 50.92.159 DIRT DEFLECTOR,R RUZGARLIK R CAB 673
---	--	---

	MERCEDES NR ENTRA NR DESCRIPTION PARÇA ADI TYPE MARKASI	9418841122 50.92.160 DIRT DEFLECTOR,L RUZGARLIK L ACTROS
---	--	--

	MERCEDES NR ENTRA NR DESCRIPTION PARÇA ADI TYPE MARKASI	9418841222 50.92.161 DIRT DEFLECTOR,R RUZGARLIK R ACTROS
---	--	--


	MERCEDES NR ENTRA NR DESCRIPTION PARÇA ADI TYPE MARKASI	9418890125 50.92.162 FRAME DOLAP CERCEVESI ACTROS
---	--	---


ASPAR OTOMOTİV SANAYİ VE DIŞ TİCARET LTD. ŞTİ.


DOLAPDERE SANAYİ SİT. 19.ADA NO26 İKİTELLİ / İSTANBUL / TÜRKİYE


TEL +90 212 671 72 61 - +90 212 671 61 49 FAX +90 212 671 61 27

MERCEDES 023

	MERCEDES NR ENTRA NR DESCRIPTION PARÇA ADI TYPE MARKASI	9418890225 50.92.163 FRAME DOLAP CERCEVESI L ACTROS
---	--	---

	MERCEDES NR ENTRA NR DESCRIPTION PARÇA ADI TYPE MARKASI	9418900776 81637316257 50.92.164 COVER DOLAP KAPAGI ACTROS
---	--	--


	MERCEDES NR ENTRA NR DESCRIPTION PARÇA ADI TYPE MARKASI	9418900676 50.92.165 COVER DOLAP KAPAGI ACTROS
---	--	--

	MERCEDES NR ENTRA NR DESCRIPTION PARÇA ADI TYPE MARKASI	9418841422 50.92.166 DIRT DEFLECTOR,L RUZGARLIK L CAB 941
---	--	---

	MERCEDES NR ENTRA NR DESCRIPTION PARÇA ADI TYPE MARKASI	9418841522 50.92.167 DIRT DEFLECTOR,R RUZGARLIK R CAB 941
---	--	---

	MERCEDES NR ENTRA NR DESCRIPTION PARÇA ADI TYPE MARKASI	6738800170 50.92.168 BUMPER TAMPON LN2-1314-814
---	--	---

	MERCEDES NR ENTRA NR DESCRIPTION PARÇA ADI TYPE MARKASI	6498810001 50.92.169 FENDER,L CAMURLUK L CAB 649
---	--	--

	MERCEDES NR ENTRA NR DESCRIPTION PARÇA ADI TYPE MARKASI	6498810101 50.92.170 FENDER,R CAMURLUK R CAB 649
---	--	--


www.entra.com.tre-mail : entra@entra.com.tr


Orj. Parça no'ları referans olarak kullanılmıştır. Original parts no and brand name only for reference.


	MERCEDES NR ENTRA NR DESCRIPTION PARÇA ADI TYPE MARKASI	3898110010 50.92.171 SUN VISOR GUNESLIK CAB 649
---	--	---


	MERCEDES NR ENTRA NR DESCRIPTION PARÇA ADI TYPE MARKASI	3818112510 81637316258 50.92.172 SUN VISOR GUNESLIK SEFFAF CAB. 371 - 381
---	--	---


	MERCEDES NR ENTRA NR DESCRIPTION PARÇA ADI TYPE MARKASI	9418850925 50.92.173 SPOILER KARLIK R CAB 941
---	--	---


	MERCEDES NR ENTRA NR DESCRIPTION PARÇA ADI TYPE MARKASI	50.92.174 GRILLE PANJUR ALT 1314
---	--	---


	MERCEDES NR ENTRA NR DESCRIPTION PARÇA ADI TYPE MARKASI	6552680283 50.92.175 CONSOLE VITES PLASTIGI
---	--	--


	MERCEDES NR ENTRA NR DESCRIPTION PARÇA ADI TYPE MARKASI	6552680683 50.92.176 CONSOLE VITES PLASTIGI
---	--	--


	MERCEDES NR ENTRA NR DESCRIPTION PARÇA ADI TYPE MARKASI	6497510018 50.92.177 GRILLE PANJUR ALT CAB 649
---	--	--


	MERCEDES NR ENTRA NR DESCRIPTION PARÇA ADI TYPE MARKASI	9415410103 50.92.178 BATTERY COVER AKU KAPAGI CAB 941
---	--	---

	MERCEDES NR ENTRA NR DESCRIPTION PARÇA ADI TYPE MARKASI	6498810201 50.92.179 FENDER.R CAMURLUK IC R CAB 649
---	--	---

	MERCEDES NR ENTRA NR DESCRIPTION PARÇA ADI TYPE MARKASI	6498810301 81637316259 50.92.180 FENDER,L CAMURLUK L CAB 649
---	--	--

	MERCEDES NR ENTRA NR DESCRIPTION PARÇA ADI TYPE MARKASI	6418811501 50.92.181 FENDER,R CAMURLUK IC R 1844
---	--	--

	MERCEDES NR ENTRA NR DESCRIPTION PARÇA ADI TYPE MARKASI	6418811401 50.92.182 FENDER,L CAMURLUK IC L CAB 649
--	--	---


	MERCEDES NR ENTRA NR DESCRIPTION PARÇA ADI TYPE MARKASI	9418853822 50.92.183 BRACKET FOR BUMPER TAMPON PLASTIGI CAB 941
---	--	---

	MERCEDES NR ENTRA NR DESCRIPTION PARÇA ADI TYPE MARKASI	6628110010 50.92.184 SUN VISOR GUNESLIK YATAGI CAB 649
---	--	--


	MERCEDES NR ENTRA NR DESCRIPTION PARÇA ADI TYPE MARKASI	9418101010 50.92.185 SUN VISOR GUNESLIK MEGA CAB 941
---	--	--


	MERCEDES NR ENTRA NR DESCRIPTION PARÇA ADI TYPE MARKASI	6496600006 50.92.186 FOOT STEP HOUSING,R BASAMAK YUVASI,R CAB 649
---	--	---


	MERCEDES NR ENTRA NR DESCRIPTION PARÇA ADI TYPE MARKASI	6496600106 50.92.187 FOOT STEP HOUSING,L BASAMAK YUVASI CAB 649
---	--	---


	MERCEDES NR ENTRA NR DESCRIPTION PARÇA ADI TYPE MARKASI	6416661525 81637316260 50.92.188 COVERING (FOOT STEP)L BASAMAK KAPLAMASI ,L CAB 649
---	--	---


	MERCEDES NR ENTRA NR DESCRIPTION PARÇA ADI TYPE MARKASI	6416661625 50.92.189 COVERING (FOOT STEP),R BASAMAK KAPLAMASI R CAB 649
---	--	---


	MERCEDES NR ENTRA NR DESCRIPTION PARÇA ADI TYPE MARKASI	6496660228 50.92.190 STEP COVERING LOWER BASAMAK PLASTIGI ALT CAB 649
---	--	---


	MERCEDES NR ENTRA NR DESCRIPTION PARÇA ADI TYPE MARKASI	6496660028 50.92.191 STEP COVERING UPPER BASAMAK PLASTIGI UST CAB 649
---	--	---


	MERCEDES NR ENTRA NR DESCRIPTION PARÇA ADI TYPE MARKASI	6205410303 50.92.192 BATTERY COVER AKU KAPAGI CAB 649
---	--	---


	MERCEDES NR ENTRA NR DESCRIPTION PARÇA ADI TYPE MARKASI	6417510318 50.92.193 GRILLE PANJUR ALT CAB. 371 - 381
---	--	---

	MERCEDES NR ENTRA NR DESCRIPTION PARÇA ADI TYPE MARKASI	6417201171 50.92.194 DOOR PANELING (INNER) , KAPI DOSEMESI L CAB 649
---	--	--


	MERCEDES NR ENTRA NR DESCRIPTION PARÇA ADI TYPE MARKASI	6417201271 50.92.195 DOOR PANELING(INNER) , KAPI DOSEMESI R CAB 649
---	--	---


	MERCEDES NR ENTRA NR DESCRIPTION PARÇA ADI TYPE MARKASI	6497200671 81637316261 50.92.196 DOOR PANELING,L KAPI IC DOSEMESI L CAB 649
---	--	---


	MERCEDES NR ENTRA NR DESCRIPTION PARÇA ADI TYPE MARKASI	6497200771 50.92.197 DOOR PANELING,R KAPI IC DOSEMESI R CAB 649
---	--	---

	MERCEDES NR ENTRA NR DESCRIPTION PARÇA ADI TYPE MARKASI	50.98.009 FOG LAMP SIS LAMBASI CAB.641
--	--	---

	MERCEDES NR ENTRA NR DESCRIPTION PARÇA ADI TYPE MARKASI	9418802770 50.92.198 BUMPER TAMPON SOL CAB 941
---	--	--

	MERCEDES NR ENTRA NR DESCRIPTION PARÇA ADI TYPE MARKASI	9418802870 50.92.199 BUMPER TAMPON SAG CAB 941
---	--	--

	MERCEDES NR ENTRA NR DESCRIPTION PARÇA ADI TYPE MARKASI	9418851301 50.92.200 BUMPER TAMPON ORTA MEGA CAB 941
---	--	--

	MERCEDES NR ENTRA NR DESCRIPTION PARÇA ADI TYPE MARKASI	9418800325 50.92.201 PANELING FRONT BUMPER TAMPON PLAKALIK CAB 941
---	--	--


ASPAR OTOMOTİV SANAYİ VE DIŞ TİCARET LTD. ŞTİ.


DOLAPDERE SANAYİ SİT. 19.ADA NO26 İKİTELLİ / İSTANBUL / TÜRKİYE

TEL +90 212 671 72 61 - +90 212 671 61 49 FAX +90 212 671 61 27

MERCEDES 028

	MERCEDES NR ENTRA NR DESCRIPTION PARÇA ADI TYPE MARKASI	9418800225 50.92.202 BUMPER STEP (CENTRAL) TAMPON BASAMAGI CAB 941
---	--	--

	MERCEDES NR ENTRA NR DESCRIPTION PARÇA ADI TYPE MARKASI	9418853422 81637316262 50.92.203 COVERING (PIVOT),L TAMPON UST KAPAGI L CAB 941
---	--	---


	MERCEDES NR ENTRA NR DESCRIPTION PARÇA ADI TYPE MARKASI	9418853522 50.92.204 COVERING (PIVOT),R TAMPON UST KAPAGI R CAB 941
---	--	---

	MERCEDES NR ENTRA NR DESCRIPTION PARÇA ADI TYPE MARKASI	9418801670 50.92.205 BUMPER STEP SHEET CAB 941
---	--	---

	MERCEDES NR ENTRA NR DESCRIPTION PARÇA ADI TYPE MARKASI	9416662001 50.92.206 FOOT STEP HOUSING BASAMAK YUVASI R CAB 941
---	--	---

	MERCEDES NR ENTRA NR DESCRIPTION PARÇA ADI TYPE MARKASI	9416664501 9416662101 50.92.207 FOOT STEP HOUSING,L BASAMAK YUVASI L CAB 941
---	--	--

	MERCEDES NR ENTRA NR DESCRIPTION PARÇA ADI TYPE MARKASI	9416664601 9416662201 50.92.208 FOOT STEP HOUSING,R BASAMAK YUVASI ALT SAG CAB 941
---	--	--

	MERCEDES NR ENTRA NR DESCRIPTION PARÇA ADI TYPE MARKASI	9408850231 9408851131 50.92.209 BRACKET,R TAMPON BAGLANTISI R CAB 941
---	--	---

www.entra.com.tre-mail : entra@entra.com.tr


Orj. Parça no'ları referans olarak kullanılmıştır. Original parts no and brand name only for reference.


ASPAR OTOMOTİV SANAYİ VE DIŞ TİCARET LTD. ŞTİ.


DOLAPDERE SANAYİ SİT. 19.ADA NO26 İKİTELLİ / İSTANBUL / TÜRKİYE


TEL +90 212 671 72 61 - +90 212 671 61 49 FAX +90 212 671 61 27


MERCEDES 029


	MERCEDES NR ENTRA NR DESCRIPTION PARÇA ADI TYPE MARKASI	9408850131 50.92.210 BRACKET,L TAMPON BAGLANTISI L CAB 941	9408851031
---	--	--	------------


	MERCEDES NR ENTRA NR DESCRIPTION PARÇA ADI TYPE MARKASI	9415220004 50.92.211 FENDER (CENTRAL PART CAMURLUK ÇEKICI ÜST CAB 941	81637316263
---	--	---	-------------


	MERCEDES NR ENTRA NR DESCRIPTION PARÇA ADI TYPE MARKASI	9415240029 50.92.212 FENDER CAP,L CAMURLUK ÇEKICI KAPAGI SOL CAB 941	
---	--	--	--

	MERCEDES NR ENTRA NR DESCRIPTION PARÇA ADI TYPE MARKASI	9415240129 50.92.213 FENDER CAP (REAR) RH CAMURLUK ÇEKICI KAPAGI R CAB 941	
--	--	--	--

	MERCEDES NR ENTRA NR DESCRIPTION PARÇA ADI TYPE MARKASI	9416660105 50.92.214 STEP HOUSING COVER BASAMAK YUVA KAPAGI CAB 941	
---	--	---	--


	MERCEDES NR ENTRA NR DESCRIPTION PARÇA ADI TYPE MARKASI	9738110410 50.92.215 SUN VISOR GÜNESLİK CAB 973	
---	--	---	--


	MERCEDES NR ENTRA NR DESCRIPTION PARÇA ADI TYPE MARKASI	6416600001 50.92.216 FOOT STEP COVERING ,RH BASAMAK YUVASI R CAB.641	
---	--	--	--


	MERCEDES NR ENTRA NR DESCRIPTION PARÇA ADI TYPE MARKASI	6416600101 50.92.217 FOOT STEP COVERING ,LH BASAMAK YUVASI L CAB.641	
---	--	--	--


www.entra.com.tre-mail : entra@entra.com.tr


Orj. Parça no'ları referans olarak kullanılmıştır. Original parts no and brand name only for reference.


	MERCEDES NR ENTRA NR DESCRIPTION PARÇA ADI TYPE MARKASI	6418816901 50.92.218 FENDER,L CAMURLUK SOL CAB.641
---	--	--


	MERCEDES NR ENTRA NR DESCRIPTION PARÇA ADI TYPE MARKASI	6418817001 81637316264 50.92.219 FENDER,R CAMURLUK SAG CAB.641
---	--	--


	MERCEDES NR ENTRA NR DESCRIPTION PARÇA ADI TYPE MARKASI	6418810201 50.92.220 FENDER,L CAMURLUK SOL CAB.641
---	--	--


	MERCEDES NR ENTRA NR DESCRIPTION PARÇA ADI TYPE MARKASI	6418810301 50.92.221 FENDER,R CAMURLUK SAG CAB.641
--	--	--


	MERCEDES NR ENTRA NR DESCRIPTION PARÇA ADI TYPE MARKASI	6418811906 50.92.222 COVERING KAPLAMA CAB.641
---	--	---


	MERCEDES NR ENTRA NR DESCRIPTION PARÇA ADI TYPE MARKASI	6416883306 50.92.223 COVERING KAPLAMA CAB.641
---	--	---


	MERCEDES NR ENTRA NR DESCRIPTION PARÇA ADI TYPE MARKASI	6416882106 50.92.224 COVERING KAPLAMA CAB.641
---	--	---

	MERCEDES NR ENTRA NR DESCRIPTION PARÇA ADI TYPE MARKASI	6416883106 50.92.225 COVERING KAPLAMA CAB.641
---	--	---


	MERCEDES NR ENTRA NR DESCRIPTION PARÇA ADI TYPE MARKASI	6554620095 50.92.226 COVERING KAPLAMA CAB.641
---	--	---

	MERCEDES NR ENTRA NR DESCRIPTION PARÇA ADI TYPE MARKASI	6418810401 81637316265 50.92.227 FENDER,L CAMURLUK SOL CAB.641
---	--	--


	MERCEDES NR ENTRA NR DESCRIPTION PARÇA ADI TYPE MARKASI	6418810501 50.92.228 FENDER,R CAMURLUK SAG CAB.641
---	--	--


	MERCEDES NR ENTRA NR DESCRIPTION PARÇA ADI TYPE MARKASI	6418811001 50.92.229 FENDER,L CAMURLUK SOL CAB.641
--	--	--


	MERCEDES NR ENTRA NR DESCRIPTION PARÇA ADI TYPE MARKASI	6418811101 50.92.230 FENDER,R CAMURLUK SAG CAB.641
---	--	--


	MERCEDES NR ENTRA NR DESCRIPTION PARÇA ADI TYPE MARKASI	6418817101 50.92.231 FENDER CAMURLUK SOL CAB.641
---	--	--


	MERCEDES NR ENTRA NR DESCRIPTION PARÇA ADI TYPE MARKASI	6418817201 50.92.232 FENDER CAMURLUK SAG CAB.641
---	--	--


	MERCEDES NR ENTRA NR DESCRIPTION PARÇA ADI TYPE MARKASI	6418817301 50.92.233 FENDER CAMURLUK FIBER L CAB.641
---	--	--


	MERCEDES NR ENTRA NR DESCRIPTION PARÇA ADI TYPE MARKASI	6418817401 50.92.234 FENDER CAMURLUK FIBER R CAB.641
---	--	--


	MERCEDES NR ENTRA NR DESCRIPTION PARÇA ADI TYPE MARKASI	9418100010 6628110010 81637316266 50.92.235 SUN VISOR GUNESLIK AXOR
---	--	---


	MERCEDES NR ENTRA NR DESCRIPTION PARÇA ADI TYPE MARKASI	6418200281 50.92.236 WIPER CONNECTION SILECEK DESTEGI CAB.641
---	--	---

	MERCEDES NR ENTRA NR DESCRIPTION PARÇA ADI TYPE MARKASI	6417510118 50.92.237 GRILLE PANJUR ALT CAB.641
---	--	--

	MERCEDES NR ENTRA NR DESCRIPTION PARÇA ADI TYPE MARKASI	6417600359 50.92.238 DOOR HANDLE (OUTSIDE) ,R KAPI ACMA KOLU R CAB 649
---	--	--

	MERCEDES NR ENTRA NR DESCRIPTION PARÇA ADI TYPE MARKASI	6417600259 50.92.239 DOOR HANDLE (OUTSIDE) ,L KAPI ACMA KOLU L CAB 649
---	--	--

	MERCEDES NR ENTRA NR DESCRIPTION PARÇA ADI TYPE MARKASI	6419880535 50.92.240 PLUG ,FRONT BUMPER TAMPON TAPASI CAB 649
---	--	---

	MERCEDES NR ENTRA NR DESCRIPTION PARÇA ADI TYPE MARKASI	6419880035 50.92.241 PLUG ,FRONT BUMPER TAMPON TAPASI CAB 649
---	--	---


Orj. Parça no'ları referans olarak kullanılmıştır. Original parts no and brand name only for reference.

ASPAR OTOMOTİV SANAYİ VE DIŞ TİCARET LTD. ŞTİ.

DOLAPDERE SANAYİ SİT. 19.ADA NO26 İKİTELLİ / İSTANBUL / TÜRKİYE

TEL +90 212 671 72 61 - +90 212 671 61 49 FAX +90 212 671 61 27


MERCEDES 033


	MERCEDES NR ENTRA NR DESCRIPTION PARÇA ADI TYPE MARKASI	9437500009 50.92.242 COVER NEW MODEL PANJUR UST Y.M CAB 943
---	--	---


	MERCEDES NR ENTRA NR DESCRIPTION PARÇA ADI TYPE MARKASI	9437500218 81637316267 50.92.243 GRILLE PANJUR ALT CAB 943
---	--	--


	MERCEDES NR ENTRA NR DESCRIPTION PARÇA ADI TYPE MARKASI	9438800270 50.92.244 BUMPER,L TAMPON SOL CAB 943
---	--	--

	MERCEDES NR ENTRA NR DESCRIPTION PARÇA ADI TYPE MARKASI	9438800370 50.92.245 BUMPER,R TAMPON SAG CAB 943
--	--	--

	MERCEDES NR ENTRA NR DESCRIPTION PARÇA ADI TYPE MARKASI	9436601001 50.92.246 BUMPER,L BASAMAK YUVASI UST L CAB 943
---	--	--

	MERCEDES NR ENTRA NR DESCRIPTION PARÇA ADI TYPE MARKASI	9436601101 50.92.247 BUMPER,R BASAMAK YUVASI UST R CAB 943
---	--	--

	MERCEDES NR ENTRA NR DESCRIPTION PARÇA ADI TYPE MARKASI	9436600837 50.92.248 STEP COVERING,L BASAMAK KAPLAMASI L CAB 943
---	--	--

	MERCEDES NR ENTRA NR DESCRIPTION PARÇA ADI TYPE MARKASI	9436600937 50.92.249,R STEP COVERING,R BASAMAK KAPLAMASI R CAB 943
---	--	--


Orj. Parça no'ları referans olarak kullanılmıştır. Original parts no and brand name only for reference.


ASPAR OTOMOTİV SANAYİ VE DIŞ TİCARET LTD. ŞTİ.

DOLAPDERE SANAYİ SİT. 19.ADA NO26 İKİTELLİ / İSTANBUL / TÜRKİYE

TEL +90 212 671 72 61 - +90 212 671 61 49 FAX +90 212 671 61 27


MERCEDES 034


	MERCEDES NR ENTRA NR DESCRIPTION PARÇA ADI TYPE MARKASI	9438840023 50.92.250 BAFFLE,L RUZGARLIK L CAB 943
---	--	---


	MERCEDES NR ENTRA NR DESCRIPTION PARÇA ADI TYPE MARKASI	9438840123 81637316268 50.92.251 BAFFLE,R RUZGARLIK R CAB 943
---	--	---

	MERCEDES NR ENTRA NR DESCRIPTION PARÇA ADI TYPE MARKASI	9438840223 50.92.252 BAFFLE,L RUZGARLIK L CAB 943
---	--	---

	MERCEDES NR ENTRA NR DESCRIPTION PARÇA ADI TYPE MARKASI	9438840323 50.92.253 BAFFLE,R RUZGARALIK R CAB 943
--	--	--


	MERCEDES NR ENTRA NR DESCRIPTION PARÇA ADI TYPE MARKASI	9438840623 50.92.254 BAFFLE,L RUZGARLIK L CAB 943
---	--	---

	MERCEDES NR ENTRA NR DESCRIPTION PARÇA ADI TYPE MARKASI	9438840723 50.92.255 BAFFLE,R RUZGARLIK R CAB 943
---	--	---

	MERCEDES NR ENTRA NR DESCRIPTION PARÇA ADI TYPE MARKASI	9438850201 50.92.256 PANELING FRONT BUMPER TAMPON PLAKALIK CAB 943
---	--	--

	MERCEDES NR ENTRA NR DESCRIPTION PARÇA ADI TYPE MARKASI	9438850325 50.92.257 SPOILER ,(NEW MODEL KARLIK L CAB 943
---	--	---

Orj. Parça no'ları referans olarak kullanılmıştır. Original parts no and brand name only for referance.


	MERCEDES NR ENTRA NR DESCRIPTION PARÇA ADI TYPE MARKASI	9438850425 50.92.258 SPOILER ,(NEW MODEL KARLIK R CAB 943
---	--	---


	MERCEDES NR ENTRA NR DESCRIPTION PARÇA ADI TYPE MARKASI	9438850525 50.92.259 SPOILER (CENTRAL KARLIK ORTA CAB 943
---	--	---


	MERCEDES NR ENTRA NR DESCRIPTION PARÇA ADI TYPE MARKASI	9438850426 50.92.260 COVERING (FRONT TAMPON BAKALITI CAB 943
---	--	--

	MERCEDES NR ENTRA NR DESCRIPTION PARÇA ADI TYPE MARKASI	9416603601 50.92.261 FOOT STEP HOUSING,L BASAMAK YUVASI L CAB 941
---	--	---









	MERCEDES NR ENTRA NR DESCRIPTION PARÇA ADI TYPE MARKASI	9416603701 50.92.262 FOOT STEP HOUSING,R BASAMAK YUVASI R CAB 941
---	--	---









	MERCEDES NR ENTRA NR DESCRIPTION PARÇA ADI TYPE MARKASI	9425202022 50.92.263 PANELING (FUEL TANK),L DEPO KORUMASI L CAB 941
---	--	---

	MERCEDES NR ENTRA NR DESCRIPTION PARÇA ADI TYPE MARKASI	9425202922 50.92.264 PANELING (FUEL TANK),R DEPO KORUMASI R CAB 941
---	--	---

	MERCEDES NR ENTRA NR DESCRIPTION PARÇA ADI TYPE MARKASI	9738800570 50.92.265 FRONT BUMPER,L TAMPON ALCAK KABIN L CAB 973
---	--	--

	MERCEDES NR ENTRA NR DESCRIPTION PARÇA ADI TYPE MARKASI	9738800470 50.92.266 FRONT BUMPER,R TAMPON ALCAK KABIN R CAB 973
	MERCEDES NR ENTRA NR DESCRIPTION PARÇA ADI TYPE MARKASI	9738801070 50.92.267 FRONT BUMPER TAMPON ORTA CAB 973
	MERCEDES NR ENTRA NR DESCRIPTION PARÇA ADI TYPE MARKASI	9418110810 50.92.268 SUN VISOR GUNESLIK CAB 941
	MERCEDES NR ENTRA NR DESCRIPTION PARÇA ADI TYPE MARKASI	6417500909 50.92.269 PANELING PANJUR UST CAB 941
	MERCEDES NR ENTRA NR DESCRIPTION PARÇA ADI TYPE MARKASI	9436600801 50.92.566 FOOT STEP HOUSING ,LH BASAMAK YUVASI ALT SOL CAB 943
	MERCEDES NR ENTRA NR DESCRIPTION PARÇA ADI TYPE MARKASI	9436600901 50.92.270 FOOT STEP HOUSING ,LH BASAMAK YUVASI ALT SAG CAB 943
	MERCEDES NR ENTRA NR DESCRIPTION PARÇA ADI TYPE MARKASI	9438110010 50.92.271 SUN VISOR GUNESLIK CAB 943
	MERCEDES NR ENTRA NR DESCRIPTION PARÇA ADI TYPE MARKASI	6417500009 50.92.272 PANELING PANJUR UST CAB 649

	MERCEDES NR ENTRA NR DESCRIPTION PARÇA ADI TYPE MARKASI	6497500009 50.92.273 PANELING PANJUR UST CAB 649
	MERCEDES NR ENTRA NR DESCRIPTION PARÇA ADI TYPE MARKASI	6498200081 50.92.274 WIPER CONNECTION SILECEK DESTEGI CAB 649
	MERCEDES NR ENTRA NR DESCRIPTION PARÇA ADI TYPE MARKASI	9438110210 50.92.275 SUN VISOR GUNESLIK CAB 943
	MERCEDES NR ENTRA NR DESCRIPTION PARÇA ADI TYPE MARKASI	9417200348 50.92.276 COVER (FOOT STEP),L KAPI ALTI DIS L ACTROS MEGA
	MERCEDES NR ENTRA NR DESCRIPTION PARÇA ADI TYPE MARKASI	9417200448 50.92.277 COVER (FOOT STEP)R KAPI ALTI DIS R ACTROS MEGA
	MERCEDES NR ENTRA NR DESCRIPTION PARÇA ADI TYPE MARKASI	9417280856 50.92.278 COVER,INSIDE(STE),L KAPI ALTI IC L ACTROS MEGA
	MERCEDES NR ENTRA NR DESCRIPTION PARÇA ADI TYPE MARKASI	9417280956 50.92.279 COVER,INSIDE(STE),R KAPI ALTI IC R ACTROS MEGA
	MERCEDES NR ENTRA NR DESCRIPTION PARÇA ADI TYPE MARKASI	9437500518 50.92.280 GRILLE PANJUR ALT ACTROS MEGA


	MERCEDES NR ENTRA NR DESCRIPTION PARÇA ADI TYPE MARKASI	3817501302 50.92.281 GRILLE PANJUR ALT METAL CAB. 371 - 381
	MERCEDES NR ENTRA NR DESCRIPTION PARÇA ADI TYPE MARKASI	9438800070 50.92.282 FRONT BUMPER,L TAMPON SOL METAL CAB 943
	MERCEDES NR ENTRA NR DESCRIPTION PARÇA ADI TYPE MARKASI	9438800170 50.92.283 FRONT BUMPER,R TAMPON SAG METAL CAB 943
	MERCEDES NR ENTRA NR DESCRIPTION PARÇA ADI TYPE MARKASI	6417200095 50.92.284 DOOR HANDLE,R KAPI IC KOLU R CAB.641
	MERCEDES NR ENTRA NR DESCRIPTION PARÇA ADI TYPE MARKASI	6417200195 50.92.285 DOOR HANDLE,L KAPI IC KOLU L CAB.641
	MERCEDES NR ENTRA NR DESCRIPTION PARÇA ADI TYPE MARKASI	6418101214 50.92.286 MIRROR ARM,RH AYNA KOLU R 1844
	MERCEDES NR ENTRA NR DESCRIPTION PARÇA ADI TYPE MARKASI	6418101114 50.92.287 MIRROR ARM,L AYNA KOLU L 1844
	MERCEDES NR ENTRA NR DESCRIPTION PARÇA ADI TYPE MARKASI	50.98.010 SIGNAL LAMP CAMURLUK SINYALI 1844


	MERCEDES NR ENTRA NR DESCRIPTION PARÇA ADI TYPE MARKASI	9705253439 50.92.288 BRACKET (FRONT BUMPER),L TAMPON BAĞLANTI ALİMINYUM L ATEGO-1517
---	--	--


	MERCEDES NR ENTRA NR DESCRIPTION PARÇA ADI TYPE MARKASI	9705253539 50.92.289 BRACKET (FRONT BUMPER),R TAMPON BAĞLANTI ALİMINYUMU R ATEGO-1517
---	--	---


	MERCEDES NR ENTRA NR DESCRIPTION PARÇA ADI TYPE MARKASI	18106614 18106814 50.92.290 MIRROR ARM,RH AYNA KOLU R ACTROS OLD
---	--	--

	MERCEDES NR ENTRA NR DESCRIPTION PARÇA ADI TYPE MARKASI	18106914 18104514 50.92.291 MIRROR ARM,L AYNA KOLU L ACTROS OLD
---	--	---

	MERCEDES NR ENTRA NR DESCRIPTION PARÇA ADI TYPE MARKASI	8100625 8100625 50.92.292 BEARING BRACKET ,TOP AYNA KOLU UST BAĞLANTISI ACTROS
---	--	--









	MERCEDES NR ENTRA NR DESCRIPTION PARÇA ADI TYPE MARKASI	28101214 28103014 50.92.293 MIRROR ARM,R AYNA KOLU R ACTROS
---	--	---









	MERCEDES NR ENTRA NR DESCRIPTION PARÇA ADI TYPE MARKASI	28100814 18108514 50.92.294 MIRROR ARM,L AYNA KOLU L ACTROS
---	--	---

	MERCEDES NR ENTRA NR DESCRIPTION PARÇA ADI TYPE MARKASI	9881501 50.92.295 GAS PRESSURE SPRING PANJUR AMORTİSORU AXOR - 3228
---	--	---

	MERCEDES NR ENTRA NR DESCRIPTION PARÇA ADI TYPE MARKASI	9418101016 9408102616 50.92.296 MIRROR ,DOOR AYNA KAPI USTU AXOR
	MERCEDES NR ENTRA NR DESCRIPTION PARÇA ADI TYPE MARKASI	6417200346 50.92.297 WINDOW REGULATOR,R CAM KRIKOSU,R 1844
	MERCEDES NR ENTRA NR DESCRIPTION PARÇA ADI TYPE MARKASI	6417200246 50.92.298 WINDOW LIFTER,L CAM KRIKOSU,L 1844
	MERCEDES NR ENTRA NR DESCRIPTION PARÇA ADI TYPE MARKASI	50.92.299 STOP LAMP GRILLE FAR TELI SIS ACTROS
	MERCEDES NR ENTRA NR DESCRIPTION PARÇA ADI TYPE MARKASI	9418204861 505575 50.98.011 HEADLIGHT,R FAR KOMPLE E.M R ACTROS
	MERCEDES NR ENTRA NR DESCRIPTION PARÇA ADI TYPE MARKASI	9418204761 505576 50.98.012 HEADLIGHT,L FAR KOMPLE E.M SOL ACTROS
	MERCEDES NR ENTRA NR DESCRIPTION PARÇA ADI TYPE MARKASI	9418260118 50.92.300 SWIVEL BEARING FAR TUTUCU PLASTIGI ACTROS
	MERCEDES NR ENTRA NR DESCRIPTION PARÇA ADI TYPE MARKASI	48262690 50.98.013 LENS (HEADLIGHT),R FAR CAMI AXOR


	MERCEDES NR ENTRA NR DESCRIPTION PARÇA ADI TYPE MARKASI	48262590 50.98.014 LENS (HEADLIGHT),L FAR CAMI L AXOR
	MERCEDES NR ENTRA NR DESCRIPTION PARÇA ADI TYPE MARKASI	50.92.301 COVER ,FOOT STEP BASAMAK KAPAGI AXOR
	MERCEDES NR ENTRA NR DESCRIPTION PARÇA ADI TYPE MARKASI	50.92.302 COVER ,FOOT STEP BASAMAK KAPAGI AXOR
	MERCEDES NR ENTRA NR DESCRIPTION PARÇA ADI TYPE MARKASI	50.92.303 BATTERY COVER AKU KAPAGI AXOR
	MERCEDES NR ENTRA NR DESCRIPTION PARÇA ADI TYPE MARKASI	50.92.304 FENDER PARTS,R CAMURLUK ARA PARÇA R 3031
	MERCEDES NR ENTRA NR DESCRIPTION PARÇA ADI TYPE MARKASI	50.92.305 FENDER PARTS,L CAMURLUK ARA PARÇA L 3031
	MERCEDES NR ENTRA NR DESCRIPTION PARÇA ADI TYPE MARKASI	6417600359 50.92.306 DOOR HANDLE,R KAPI DIS KOLU,R 1844
	MERCEDES NR ENTRA NR DESCRIPTION PARÇA ADI TYPE MARKASI	6417600259 50.92.307 DOOR HANDLE,L KAPI DIS KOLU L 1844


	MERCEDES NR ENTRA NR DESCRIPTION PARÇA ADI TYPE MARKASI	6417230088 50.92.308 OPERATING LEVER KAPI IC ACMA MANDALI 2631
	MERCEDES NR ENTRA NR DESCRIPTION PARÇA ADI TYPE MARKASI	3818811698 3718810198 50.92.309 FENDER SEAL CAMURLUK FITILI 3031
	MERCEDES NR ENTRA NR DESCRIPTION PARÇA ADI TYPE MARKASI	50.92.310 WINDOW SPOILER CAM RUZGARLIGI ATEGO-1517
	MERCEDES NR ENTRA NR DESCRIPTION PARÇA ADI TYPE MARKASI	9588200144 18203744 50.92.311 WIPER ARM SILGI KOLU AXOR
	MERCEDES NR ENTRA NR DESCRIPTION PARÇA ADI TYPE MARKASI	9417500361 7580302 50.92.312 HANDLE (COWL MOUNTED) PANJUR ACMA KOLU ACTROS
	MERCEDES NR ENTRA NR DESCRIPTION PARÇA ADI TYPE MARKASI	6498101414 50.92.313 MIRROR ARM,R AYNA KOLU UZUN R 1844
	MERCEDES NR ENTRA NR DESCRIPTION PARÇA ADI TYPE MARKASI	6498101214 50.92.314 MIRROR ARM,L AYNA KOLU UZUN L 1844
	MERCEDES NR ENTRA NR DESCRIPTION PARÇA ADI TYPE MARKASI	6418110207 50.92.315 BRACKET FOR MIRROR ARM AYNA KOL KAPAGI CAB.641

	MERCEDES NR ENTRA NR DESCRIPTION PARÇA ADI TYPE MARKASI	8101025 50.92.316 BRACKET MIRROR ARM AYNA KOL BAĞLANTISI ACTROS
	MERCEDES NR ENTRA NR DESCRIPTION PARÇA ADI TYPE MARKASI	9406660428 50.92.317 STEP SHEET IRON (BASAMAK SACI AXOR
	MERCEDES NR ENTRA NR DESCRIPTION PARÇA ADI TYPE MARKASI	9406660128 50.92.318 STEP SHEET IRON (BASAMAK UST SACI AXOR
	MERCEDES NR ENTRA NR DESCRIPTION PARÇA ADI TYPE MARKASI	9881501 50.92.319 GAS PRESSURE SPRING PANJUR AMORTISORU AXOR
	MERCEDES NR ENTRA NR DESCRIPTION PARÇA ADI TYPE MARKASI	15406270 50.98.015 TAIL LAMP STOP LAMBASI ACTROS
	MERCEDES NR ENTRA NR DESCRIPTION PARÇA ADI TYPE MARKASI	15406370 50.98.016 TAIL LAMP STOP LAMBASI KOMPLE ACTROS
	MERCEDES NR ENTRA NR DESCRIPTION PARÇA ADI TYPE MARKASI	9418900472 50.92.320 HANDLE (INSIDE KAPI IC ACMA KOLU ACTROS
	MERCEDES NR ENTRA NR DESCRIPTION PARÇA ADI TYPE MARKASI	6418104416 50.92.321 MIRROR AYNA KORUKLU DIS ACTROS


	MERCEDES NR ENTRA NR DESCRIPTION PARÇA ADI TYPE MARKASI	50.92.322 GRILLE DEFLECTOR FAR TELİ ATEGO-1517
---	--	---


	MERCEDES NR ENTRA NR DESCRIPTION PARÇA ADI TYPE MARKASI	50.92.323 STOP LAMP GRILLE FAR TELİ SIS ATEGO-1517
---	--	---


	MERCEDES NR ENTRA NR DESCRIPTION PARÇA ADI TYPE MARKASI	6737600002 50.92.324 WINDOW LEVER (GRAY CAM ACMA KOLU 2631
---	--	--

	MERCEDES NR ENTRA NR DESCRIPTION PARÇA ADI TYPE MARKASI	7601359 50.92.325 DOOR HANDLE KAPI DIS KOLU AXOR
---	--	--


	MERCEDES NR ENTRA NR DESCRIPTION PARÇA ADI TYPE MARKASI	9415220067 50.92.326 FENDER STRECHING SEAL CAMURLUK LASTIGI ACTROS
---	--	--

	MERCEDES NR ENTRA NR DESCRIPTION PARÇA ADI TYPE MARKASI	18201145 50.92.327 WIPER BLADE 65 CM SILGI SUPURGE
---	--	---

	MERCEDES NR ENTRA NR DESCRIPTION PARÇA ADI TYPE MARKASI	3818104014 50.92.328 MIRROR ARM LEFT & RIGHT AYNA KOLU
---	--	---

	MERCEDES NR ENTRA NR DESCRIPTION PARÇA ADI TYPE MARKASI	3818110151 6418100012 50.92.329 BEARING BOTTOM AYNA KOLU BAGLANTISI
---	--	--

	MERCEDES NR ENTRA NR DESCRIPTION PARÇA ADI TYPE MARKASI	6418110326 50.92.330 CONSOLE TOP AYNA KOLU BAGLANTISI 2631
---	--	--


	MERCEDES NR ENTRA NR DESCRIPTION PARÇA ADI TYPE MARKASI	50.92.331 GRILLE DEFLECTO FAR TELI AXOR
---	--	--


	MERCEDES NR ENTRA NR DESCRIPTION PARÇA ADI TYPE MARKASI	9809064 50.92.332 GRILLE SPRING 1844
---	--	---

	MERCEDES NR ENTRA NR DESCRIPTION PARÇA ADI TYPE MARKASI	50.92.333 GRILLE DEFLECTO FAR TELI ACTROS
---	--	--


	MERCEDES NR ENTRA NR DESCRIPTION PARÇA ADI TYPE MARKASI	9418202861 50.98.017 HEADLIGHT,R FAR KOMPLE,R ACTROS	505573
---	--	--	--------


	MERCEDES NR ENTRA NR DESCRIPTION PARÇA ADI TYPE MARKASI	9418202761 50.98.018 HEADLIGHT,L FAR KOMPLE,L ACTROS	505574
---	--	--	--------


	MERCEDES NR ENTRA NR DESCRIPTION PARÇA ADI TYPE MARKASI	18201245 50.92.334 WIPER BLADE 70 CM SILGI SUPURGESI ACTROS
---	--	---


	MERCEDES NR ENTRA NR DESCRIPTION PARÇA ADI TYPE MARKASI	50.92.335 GRILLE DEFLECTO FAR TELI AXOR - 3228
---	--	---


	MERCEDES NR ENTRA NR DESCRIPTION PARÇA ADI TYPE MARKASI	50.92.336 GRILLE DEFLECTO FAR TELİ AXOR - 3228
---	--	---


	MERCEDES NR ENTRA NR DESCRIPTION PARÇA ADI TYPE MARKASI	50.92.337 PROTECT FAR TELİ SIS AXOR
---	--	--


	MERCEDES NR ENTRA NR DESCRIPTION PARÇA ADI TYPE MARKASI	50.92.338 PROTECT FAR TELİ SIS AXOR
---	--	--


	MERCEDES NR ENTRA NR DESCRIPTION PARÇA ADI TYPE MARKASI	50.92.339 WIPER BLADE 50 CM SILGI SUPURGESİ O302
---	--	---


	MERCEDES NR ENTRA NR DESCRIPTION PARÇA ADI TYPE MARKASI	50.92.340 WIPER BLADE 50 CM SILGI KOLU O302
---	--	--


	MERCEDES NR ENTRA NR DESCRIPTION PARÇA ADI TYPE MARKASI	50.92.341 LINKAGE PANE WIPER SILECEK İC MEKANİZMA O302
---	--	---


	MERCEDES NR ENTRA NR DESCRIPTION PARÇA ADI TYPE MARKASI	50.92.342 PIN FOR WIPER BLADE 50 SILGI ANA MIL O302
---	--	--

	MERCEDES NR ENTRA NR DESCRIPTION PARÇA ADI TYPE MARKASI	50.92.343 PIN FOR WIPER BLADE 70 SILGI YARDIMCI MIL O302
---	--	---


	MERCEDES NR ENTRA NR DESCRIPTION PARÇA ADI TYPE MARKASI	50.92.344 BRACKET FOR WIPER SİLECEK BRAKETİ O302
---	--	---


	MERCEDES NR ENTRA NR DESCRIPTION PARÇA ADI TYPE MARKASI	50.92.345 WIPER BLADE 70 CM SILGI KOLU O302
---	--	--


	MERCEDES NR ENTRA NR DESCRIPTION PARÇA ADI TYPE MARKASI	50.92.346 BRACKET FOR WIPER SİLECEK BRAKETİ O302
---	--	---

	MERCEDES NR ENTRA NR DESCRIPTION PARÇA ADI TYPE MARKASI	50.92.347 BRACKET FOR WIPER SİLECEK BRAKETİ O302
---	--	---

	MERCEDES NR ENTRA NR DESCRIPTION PARÇA ADI TYPE MARKASI	9415220167 50.92.348 FENDER STRECHING SEAL CAMURLUK LASTIGI AXOR
---	--	--


	MERCEDES NR ENTRA NR DESCRIPTION PARÇA ADI TYPE MARKASI	50.92.349 WIPER ARM 50 CM SILGI ANA KOL O302
---	--	---


	MERCEDES NR ENTRA NR DESCRIPTION PARÇA ADI TYPE MARKASI	50.92.350 WIPER BLADE ARM 60 CM SILGI ANA KOL O302
---	--	---


	MERCEDES NR ENTRA NR DESCRIPTION PARÇA ADI TYPE MARKASI	50.92.351 WIPER BLADE ARM 70 CM SILGI ANA KOL O302
---	--	---


	MERCEDES NR ENTRA NR DESCRIPTION PARÇA ADI TYPE MARKASI	3716600406 50.92.352 FOOT STEP LEFT BASAMAK SOL 3031
---	--	--


	MERCEDES NR ENTRA NR DESCRIPTION PARÇA ADI TYPE MARKASI	3716600506 50.92.353 FOOT STEP RIGH BASAMAK SAG 3031
---	--	--


	MERCEDES NR ENTRA NR DESCRIPTION PARÇA ADI TYPE MARKASI	18201245 8203645 50.92.354 WIPER BLADE 80 CM SILGI SUPURGESI O303
---	--	--









	MERCEDES NR ENTRA NR DESCRIPTION PARÇA ADI TYPE MARKASI	6208910151 50.92.355 SPRING KABIN ON MAKAS YAYI CAB. 371 - 381
---	--	--

	MERCEDES NR ENTRA NR DESCRIPTION PARÇA ADI TYPE MARKASI	50.92.356 WIPER BLADE 60 CM SILGI ANA KOL O302
---	--	---


	MERCEDES NR ENTRA NR DESCRIPTION PARÇA ADI TYPE MARKASI	18201245 8203045 50.92.357 WIPER BLADE 60 C SILGI SUPURGESI O303
---	--	---


	MERCEDES NR ENTRA NR DESCRIPTION PARÇA ADI TYPE MARKASI	50.92.358 WIPER BLADE 100 CM SILGI SUPURGESI O403-404-350-304
---	--	--


	MERCEDES NR ENTRA NR DESCRIPTION PARÇA ADI TYPE MARKASI	18201345 8209045 50.92.359 WIPER BLADE 100 CM SILGI SUPURGESI O350 TOURISMO
---	--	--

	MERCEDES NR ENTRA NR DESCRIPTION PARÇA ADI TYPE MARKASI	8209444 50.92.360 WIPER ARM RIGHT & LEFT SILGI KOLU SAG O304 - 403	8209544
	MERCEDES NR ENTRA NR DESCRIPTION PARÇA ADI TYPE MARKASI	18202344 50.92.361 WIPER ARM ,RIGHT & LEFT SILGI KOLU SAG- SOL O403	18202244
	MERCEDES NR ENTRA NR DESCRIPTION PARÇA ADI TYPE MARKASI	3718200544 50.92.362 WIPER ARM SILGI KOLU MB800	3718200444 371820064
	MERCEDES NR ENTRA NR DESCRIPTION PARÇA ADI TYPE MARKASI	6317200946 50.92.363 WINDOW LIFTER ,RH CAM MKRIKOSU,R MB800	3717200246
	MERCEDES NR ENTRA NR DESCRIPTION PARÇA ADI TYPE MARKASI	6317200846 50.92.364 WINDOW LIFTER ,LH CAM KRIKOSU,L MB800	3717200146
	MERCEDES NR ENTRA NR DESCRIPTION PARÇA ADI TYPE MARKASI	3718200245 50.92.365 WIPER BLADE SILGI SUPURGESI MB800	
	MERCEDES NR ENTRA NR DESCRIPTION PARÇA ADI TYPE MARKASI	3718800714 50.92.366 BRACKET SILGI MEKAN UC MILI TEK PIMLI MB800	
	MERCEDES NR ENTRA NR DESCRIPTION PARÇA ADI TYPE MARKASI	3718800914 50.92.367 BRACKET SILGI MEKANIZMASI UC MIL CIFT PIMLI MB800	


	MERCEDES NR ENTRA NR DESCRIPTION PARÇA ADI TYPE MARKASI	50.92.369 LINKAGE LONG SILGI MEKANIZMA İCKOL UZNUN MB800
---	--	---


	MERCEDES NR ENTRA NR DESCRIPTION PARÇA ADI TYPE MARKASI	9738112014 50.92.370 MOUNTING KIT FOR SUN GÜNESLİK AYAK TAKIMI AXOR - 3228
---	--	--


	MERCEDES NR ENTRA NR DESCRIPTION PARÇA ADI TYPE MARKASI	371820065 50.92.371 MOUNTING KIT FOR SUN GÜNESLİK AYAK TAKIMI ATEGO-1517
---	--	--


	MERCEDES NR ENTRA NR DESCRIPTION PARÇA ADI TYPE MARKASI	8209045 18201345 50.92.372 WIPER BLADE 80 CM SILGI SUPURGESİ O303
--	--	---


	MERCEDES NR ENTRA NR DESCRIPTION PARÇA ADI TYPE MARKASI	50.92.373 CLAMPING FOR MUDGUAR CAMURLUK KELEPCESİ
---	--	---


	MERCEDES NR ENTRA NR DESCRIPTION PARÇA ADI TYPE MARKASI	9408200321 50.98.019 SIGNAL LAMP FAR USTU SINYAL LAMBASI AXOR
---	--	---


	MERCEDES NR ENTRA NR DESCRIPTION PARÇA ADI TYPE MARKASI	9408200046 50.98.020 SIGNAL LAMP FAR USTU SINYAL LAMBASI AXOR
---	--	---


	MERCEDES NR ENTRA NR DESCRIPTION PARÇA ADI TYPE MARKASI	8202609 50.98.021 BLINKER LAMP CAMURLUK SINYALI AXOR
---	--	--

	MERCEDES NR ENTRA NR DESCRIPTION PARÇA ADI TYPE MARKASI	9408200221 50.98.022 SIGNAL LAMP SINYAL LAMBASI AXOR
---	--	--

	MERCEDES NR ENTRA NR DESCRIPTION PARÇA ADI TYPE MARKASI	50.32.066 ENGINE MOUNTING REAR MOTOR TAKOZU ARKA GOBEK ACTROS
---	--	--


	MERCEDES NR ENTRA NR DESCRIPTION PARÇA ADI TYPE MARKASI	6736970098 3816970398 371820066 50.92.374 SEAL FOR DOOR KAPI TOS LASTIGI 675-389-673-387-385
---	--	--


	MERCEDES NR ENTRA NR DESCRIPTION PARÇA ADI TYPE MARKASI	3874610396 50.92.375 BOOT (STEERING COLUMN DIREKSİYON TOZ KORUGU CAB. 371 - 381
--	--	---


	MERCEDES NR ENTRA NR DESCRIPTION PARÇA ADI TYPE MARKASI	50.83.501 AIR HOSE WITH GUN KABIN HAVA HORTUMU TABANCAI 2517-2521-2524-2622
---	--	--


	MERCEDES NR ENTRA NR DESCRIPTION PARÇA ADI TYPE MARKASI	6555530582 50.92.376 DAMPER LIFTER HOSE 435 KABIN KALDIRMA HORTUMU 2517-2521-2524
---	--	---

	MERCEDES NR ENTRA NR DESCRIPTION PARÇA ADI TYPE MARKASI	6555530382 50.92.377 DAMPER STAYER HOSE KABIN KILITLEME HORTUMU 2517-2521-2524
---	--	--

	MERCEDES NR ENTRA NR DESCRIPTION PARÇA ADI TYPE MARKASI	50.92.378 HOSE (CABIN LIFT U KABIN KALDIRMA HORTUMU AXOR
---	--	---

	MERCEDES NR ENTRA NR DESCRIPTION PARÇA ADI TYPE MARKASI	50.92.379 HOSE (CABIN LOCKING) KABIN KILITLEME HORTUMU AXOR
---	--	--

	MERCEDES NR ENTRA NR DESCRIPTION PARÇA ADI TYPE MARKASI	50.83.502 AIR HOSE KABIN HORTUMU AXOR
---	--	--

	MERCEDES NR ENTRA NR DESCRIPTION PARÇA ADI TYPE MARKASI	9424000020 3604000325 371820067 50.92.382 HUB CAP WHEEL COVERING JANT KAPAGI
---	--	---

	MERCEDES NR ENTRA NR DESCRIPTION PARÇA ADI TYPE MARKASI	50.92.383 MUDGUARD REAR (KIT) TOZLUK ARKA 2517-2521-2524-2622
---	--	--


	MERCEDES NR ENTRA NR DESCRIPTION PARÇA ADI TYPE MARKASI	50.92.384 MUDGUARD FRONT (KIT) TOZLUK ON 2517-2521-2524-2622
---	--	---


	MERCEDES NR ENTRA NR DESCRIPTION PARÇA ADI TYPE MARKASI	50.92.385 FLOOR MAT (CABIN) PASPAS DEKORATIF 2517-2521-2524-2622
---	--	---


	MERCEDES NR ENTRA NR DESCRIPTION PARÇA ADI TYPE MARKASI	50.92.386 FLOOR MAT (CABIN) 40*55 PASPAS
---	--	--

	MERCEDES NR ENTRA NR DESCRIPTION PARÇA ADI TYPE MARKASI	50.92.387 FLOOR MAT (CABIN) 40*60 PASPAS
---	--	--


	MERCEDES NR ENTRA NR DESCRIPTION PARÇA ADI TYPE MARKASI	50.92.388 FLOOR MAT (CABIN) PASPAS DEKORATIF AXOR - 1840
---	--	---


	MERCEDES NR ENTRA NR DESCRIPTION PARÇA ADI TYPE MARKASI	50.92.389 MUDGUARD REAR (KIT) TOZLUK ARKA AXOR
---	--	---


	MERCEDES NR ENTRA NR DESCRIPTION PARÇA ADI TYPE MARKASI	50.92.390 MUDGUARD REAR (KIT) TOZLUK ON AXOR	371820068
---	--	---	-----------

	MERCEDES NR ENTRA NR DESCRIPTION PARÇA ADI TYPE MARKASI	50.92.391 MUDGUARD REAR (KIT) TOZLUK ARKA MB800
--	--	--


	MERCEDES NR ENTRA NR DESCRIPTION PARÇA ADI TYPE MARKASI	50.92.392 FLOOR MAT (CABIN) PASPAS DEKORATIF AXOR - 3228
---	--	---

	MERCEDES NR ENTRA NR DESCRIPTION PARÇA ADI TYPE MARKASI	50.92.393 FLOOR MAT (CABIN) PASPAS DEKORATIF ACTROS
---	--	--

	MERCEDES NR ENTRA NR DESCRIPTION PARÇA ADI TYPE MARKASI	50.92.394 MUDGUARD REAR (KIT) TOZLUK ARA ATEGO-1517
---	--	--

	MERCEDES NR ENTRA NR DESCRIPTION PARÇA ADI TYPE MARKASI	50.92.395 MUDGUARD REAR (KIT) TOZLUK ARKA MB800
---	--	--


	MERCEDES NR ENTRA NR DESCRIPTION PARÇA ADI TYPE MARKASI	50.92.396 FLOOR MAT (CABIN) PASPAS DEKORATIF MB800
---	--	---


	MERCEDES NR ENTRA NR DESCRIPTION PARÇA ADI TYPE MARKASI	50.92.397 MUDGUARD REAR (KIT) TOZLUK ARKA ACTROS
---	--	---


	MERCEDES NR ENTRA NR DESCRIPTION PARÇA ADI TYPE MARKASI	50.92.398 MUDGUARD REAR (KIT) TOZLUK ARKA ATEGO-1517	371820069
---	--	---	-----------

	MERCEDES NR ENTRA NR DESCRIPTION PARÇA ADI TYPE MARKASI	50.92.399 FLOOR MAT (CABIN) PASPAS DEKORATIF ATEGO-1517
---	--	--


	MERCEDES NR ENTRA NR DESCRIPTION PARÇA ADI TYPE MARKASI	50.92.400 FLOOR MAT (CABIN) PASPAS DEKORATIF SPRINTER
---	--	--


	MERCEDES NR ENTRA NR DESCRIPTION PARÇA ADI TYPE MARKASI	50.92.401 ROCKER PANEL,L BASAMAK SALAMALI SOL AXOR	9406600428 3816601128
---	--	---	-----------------------


	MERCEDES NR ENTRA NR DESCRIPTION PARÇA ADI TYPE MARKASI	50.92.402 ROCKER PANEL,R BASAMAK SALLAMALI SAG AXOR	9406600528 3816601128
---	--	--	-----------------------


	MERCEDES NR ENTRA NR DESCRIPTION PARÇA ADI TYPE MARKASI	50.92.403 COVERING SAAT CERCEVESI 2517-2521-2524	3716890308
---	--	---	------------


	MERCEDES NR ENTRA NR DESCRIPTION PARÇA ADI TYPE MARKASI	50.92.404 BRACKET FOR SIGNAL CAMURLUK SINYALI 2517-2521-2524
---	--	---


	MERCEDES NR ENTRA NR DESCRIPTION PARÇA ADI TYPE MARKASI	9406660201 3756661001 50.92.405 FOOT STEP HOUSING ,LH BASAMAK SOL AXOR
---	--	---


	MERCEDES NR ENTRA NR DESCRIPTION PARÇA ADI TYPE MARKASI	9406660101 3756661101 371820070 50.92.406 FOOT STEP HOUSING ,RH BASAMAK SAG AXOR
---	--	--


	MERCEDES NR ENTRA NR DESCRIPTION PARÇA ADI TYPE MARKASI	6175050186 50.92.407 RUBBER STRIP DAVLUMBAZ LASTIGI 2517-2521-2524
--	--	--


	MERCEDES NR ENTRA NR DESCRIPTION PARÇA ADI TYPE MARKASI	8301384 50.92.408 VALVE (HEATING AND KALORIFER VANASI CAB. 371 - 381
---	--	--


	MERCEDES NR ENTRA NR DESCRIPTION PARÇA ADI TYPE MARKASI	8303584 50.92.409 VALVE (HEATING AND KALORIFER VANASI CAB. 371 - 381
---	--	--


	MERCEDES NR ENTRA NR DESCRIPTION PARÇA ADI TYPE MARKASI	6208910072 3878910072 50.32.061 CABIN MOUNTING REAR KABIN TAKOZU ARKA CAB. 371 - 381
---	--	---


	MERCEDES NR ENTRA NR DESCRIPTION PARÇA ADI TYPE MARKASI	6208910072 3878910072 50.32.062 CABIN MOUNTING REAR KABIN TAKOZU ARKA CAB. 371 - 381
---	--	---


	MERCEDES NR ENTRA NR DESCRIPTION PARÇA ADI TYPE MARKASI	6205050086 50.92.410 RUBBER STRIP DAVLUMBAZ LASTIGI 3031
---	--	--


	MERCEDES NR ENTRA NR DESCRIPTION PARÇA ADI TYPE MARKASI	50.92.411 SEALING STRIP KAPI TOZ LASTIGI 2517-2521-2524
---	--	--

	MERCEDES NR ENTRA NR DESCRIPTION PARÇA ADI TYPE MARKASI	3816710020 50.92.412 FRAME CPNT CAM LASTIGI ON 2517-2521-2524 371820071
---	--	--


	MERCEDES NR ENTRA NR DESCRIPTION PARÇA ADI TYPE MARKASI	6565050086 50.92.413 FAN SHROUD BOOT DAVLUMBAZ LASTIGI 1844-1948-2538-2534- 6565050286
---	--	---


	MERCEDES NR ENTRA NR DESCRIPTION PARÇA ADI TYPE MARKASI	9418850120 50.92.414 MOUNTING ROCKER PANEL LARLIK BASAMAK BAGLANTISI E.M AXOR
---	--	---


	MERCEDES NR ENTRA NR DESCRIPTION PARÇA ADI TYPE MARKASI	8245649 50.92.415 CAP COVERING SILECEK FREZE PLASTIGI AXOR
---	--	--

	MERCEDES NR ENTRA NR DESCRIPTION PARÇA ADI TYPE MARKASI	8245849 50.92.416 CAP COVERING SILGI KOLU KAPAGI AXOR
---	--	---

	MERCEDES NR ENTRA NR DESCRIPTION PARÇA ADI TYPE MARKASI	9017200431 50.92.417 LATCH KAPI KILIT KARSILIGI AXOR
---	--	--

	MERCEDES NR ENTRA NR DESCRIPTION PARÇA ADI TYPE MARKASI	5531076 5530774 50.92.418 PIN TO HYDRAULIC KAIN LIFT TM TK AXOR
---	--	--


	MERCEDES NR ENTRA NR DESCRIPTION PARÇA ADI TYPE MARKASI	9423100283 50.92.419 LOCKING MECHANISM LEFT KABIN KILIDI,L AXOR
---	--	---


	MERCEDES NR ENTRA NR DESCRIPTION PARÇA ADI TYPE MARKASI	9423100383 371820072 50.92.420 LOCKING MECHANISM.R KABIN KILIDI,R AXOR
---	--	---

	MERCEDES NR ENTRA NR DESCRIPTION PARÇA ADI TYPE MARKASI	50.92.421 COVER ,FOOT STEP BASAMAK KAPAGI ATEGO
--	--	--

	MERCEDES NR ENTRA NR DESCRIPTION PARÇA ADI TYPE MARKASI	50.92.422 COVER ,FOOT STEP BASAMAK KAPAGI KIRM ATEGO
---	--	---


	MERCEDES NR ENTRA NR DESCRIPTION PARÇA ADI TYPE MARKASI	50.92.423 COVER ,FOOT STEP BASAMAK KAPAGI AXOR
---	--	---


	MERCEDES NR ENTRA NR DESCRIPTION PARÇA ADI TYPE MARKASI	7230901 50.92.424 DOOR LOCK ,RH KAPI IC KILIDI SAG MB800
---	--	--


	MERCEDES NR ENTRA NR DESCRIPTION PARÇA ADI TYPE MARKASI	7231001 50.92.425 DOOR LOCK ,L KAPI IC KILIDI SOL MB800
---	--	---

	MERCEDES NR ENTRA NR DESCRIPTION PARÇA ADI TYPE MARKASI	9418850925 50.92.426 STUD TO WIPER BLADE 50 SILGI YARD MIL O302
---	--	---


	MERCEDES NR ENTRA NR DESCRIPTION PARÇA ADI TYPE MARKASI	50.92.427 SPOILER ,RH KARLIK R ACTROS
---	--	--

	MERCEDES NR ENTRA NR DESCRIPTION PARÇA ADI TYPE MARKASI	9418850922 50.92.428 SPOILER ,L KARLIK L ACTROS	371820073
---	--	---	-----------


	MERCEDES NR ENTRA NR DESCRIPTION PARÇA ADI TYPE MARKASI	3898900376 50.92.429 COVER,R DOLAP KAPAGI SAG 1844
---	--	--

	MERCEDES NR ENTRA NR DESCRIPTION PARÇA ADI TYPE MARKASI	3898900276 50.92.430 COVER,L DOLAP KAPAGI SOL 1844
---	--	--


	MERCEDES NR ENTRA NR DESCRIPTION PARÇA ADI TYPE MARKASI	6416662628 50.92.431 FOOT STEP,L BASAMAK L 1844
---	--	---


	MERCEDES NR ENTRA NR DESCRIPTION PARÇA ADI TYPE MARKASI	6416662728 50.92.432 FOOT STEP,R BASAMAK R 1844
---	--	---


	MERCEDES NR ENTRA NR DESCRIPTION PARÇA ADI TYPE MARKASI	9416661901 50.92.433 FOOT STEP HOUSING,L BASAMAK YUVASI UST L ACTROS
---	--	--


	MERCEDES NR ENTRA NR DESCRIPTION PARÇA ADI TYPE MARKASI	9418840622 50.92.434 DIRT DEFLECTOR,L RUZGARLIK L ACTROS
---	--	--


	MERCEDES NR ENTRA NR DESCRIPTION PARÇA ADI TYPE MARKASI	9418840722 50.92.435 DIRT DEFLECTOR,R RUZGARLIK ,R ACTROS
---	--	---


	MERCEDES NR ENTRA NR DESCRIPTION PARÇA ADI TYPE MARKASI	9415200119 50.92.436 FENDER,L CAMURLUK CEKICI, L ACTROS	371820074
---	--	---	-----------


	MERCEDES NR ENTRA NR DESCRIPTION PARÇA ADI TYPE MARKASI	9415200219 50.92.437 FENDER,R CAMURLUK CEKICI ,R ACTROS
--	--	---


	MERCEDES NR ENTRA NR DESCRIPTION PARÇA ADI TYPE MARKASI	9415200320 50.92.438 FENDER,L CAMURLUK CEKICI L ACTROS
---	--	--

	MERCEDES NR ENTRA NR DESCRIPTION PARÇA ADI TYPE MARKASI	9415201620 9415200120 50.92.439 FENDER,R CAMURLUK CEKICI ,R ACTROS
---	--	---

	MERCEDES NR ENTRA NR DESCRIPTION PARÇA ADI TYPE MARKASI	9418850074 50.92.440 COVERING FOR FRONT,L TAMPON BAKALITI L ACTROS
---	--	--

	MERCEDES NR ENTRA NR DESCRIPTION PARÇA ADI TYPE MARKASI	9418850174 50.92.441 COVERING FOR FRONT,R TAMPON BAKALITI ,R ACTROS
---	--	---


	MERCEDES NR ENTRA NR DESCRIPTION PARÇA ADI TYPE MARKASI	9438807570 50.92.442 FRONT BUMPER ,LH TAMPON ,L ACTROS
---	--	--


	MERCEDES NR ENTRA NR DESCRIPTION PARÇA ADI TYPE MARKASI	9438807670 50.92.443 FRONT BUMPER,R TAMPON .R ACTROS
---	--	--


	MERCEDES NR ENTRA NR DESCRIPTION PARÇA ADI TYPE MARKASI	9436660801 50.92.444 FOOT STEP HOUSING,L BASAMAK YUVASI ALT SOL ACTROS	371820075
---	--	--	-----------


	MERCEDES NR ENTRA NR DESCRIPTION PARÇA ADI TYPE MARKASI	9436660901 50.92.445 FOOT STEP HOUSING,R BASAMAK UVASI ALT SAG ACTROS
---	--	---


	MERCEDES NR ENTRA NR DESCRIPTION PARÇA ADI TYPE MARKASI	9435200007 50.92.446 FENDER TOP CAMURLUK CEKICI UST Y.M ACTROS	9305200007
---	--	--	------------


	MERCEDES NR ENTRA NR DESCRIPTION PARÇA ADI TYPE MARKASI	9435200019 50.92.447 FENDER ,FRONT CAMURLUK CEKICI Y.M ACTROS	9305200019
---	--	---	------------

	MERCEDES NR ENTRA NR DESCRIPTION PARÇA ADI TYPE MARKASI	9435200119 50.92.448 FENDER ,FRONT CAMURLUK CEKICI Y.M ACTROS	9305200119
---	--	---	------------

	MERCEDES NR ENTRA NR DESCRIPTION PARÇA ADI TYPE MARKASI	9435200020 50.92.449 FENDER ,REAR CAMURLUK CEKICI Y.M ACTROS	9305200020
---	--	--	------------


	MERCEDES NR ENTRA NR DESCRIPTION PARÇA ADI TYPE MARKASI	9435200120 9305200120 50.92.450 FENDER ,REAR CAMURLUK CEKICI Y.M ACTROS
---	--	--


	MERCEDES NR ENTRA NR DESCRIPTION PARÇA ADI TYPE MARKASI	9737200446 50.92.451 WINDOW LIFTER CAM KRIKOSU AXOR
---	--	---


	MERCEDES NR ENTRA NR DESCRIPTION PARÇA ADI TYPE MARKASI	9737200346 50.92.452 WINDOW LIFTER CAM KRIKOSU AXOR	371820076
---	--	---	-----------


	MERCEDES NR ENTRA NR DESCRIPTION PARÇA ADI TYPE MARKASI	9418260118 50.92.453 SWIVEL BEARING, FAR TUTUCU PLASTIGI AXOR
--	--	---


	MERCEDES NR ENTRA NR DESCRIPTION PARÇA ADI TYPE MARKASI	9408200261 50.98.023 HEAD LAMP,R FAR KOMPLE R AXOR
---	--	--


	MERCEDES NR ENTRA NR DESCRIPTION PARÇA ADI TYPE MARKASI	9408200161 50.98.024 HEAD LAMP,L FAR KOMPLE L AXOR
---	--	--


	MERCEDES NR ENTRA NR DESCRIPTION PARÇA ADI TYPE MARKASI	9737600004 50.92.454 DOOR CABLE (INSIDE),L KAPI IC ACMA TELI L AXOR
---	--	---


	MERCEDES NR ENTRA NR DESCRIPTION PARÇA ADI TYPE MARKASI	9737600104 50.92.455 DOOR CABLE (INSIDE),R KAPI IC ACMA TELI R AXOR
---	--	---


	MERCEDES NR ENTRA NR DESCRIPTION PARÇA ADI TYPE MARKASI	9417200446 50.92.456 WINDOW LIFTER,L CAM KRIKOSU L ACTROS
---	--	---


	MERCEDES NR ENTRA NR DESCRIPTION PARÇA ADI TYPE MARKASI	9417200546 50.92.457 WINDOW LIFTER,R CAM KRIKOSU R ACTROS
---	--	---


	MERCEDES NR ENTRA NR DESCRIPTION PARÇA ADI TYPE MARKASI	48261090 50.98.025 LENS FAR CAMI AXOR	371820077
---	--	---	-----------


	MERCEDES NR ENTRA NR DESCRIPTION PARÇA ADI TYPE MARKASI	48261190 50.98.026 LENS FAR CAMI Y.M L AXOR
---	--	---


	MERCEDES NR ENTRA NR DESCRIPTION PARÇA ADI TYPE MARKASI	9738690072 50.92.458 FILLER SU DEPO KAPAGI AXOR
---	--	---


	MERCEDES NR ENTRA NR DESCRIPTION PARÇA ADI TYPE MARKASI	9408200156 50.98.027 FOG LAMP,R SIS LAMBASI R AXOR
---	--	--

	MERCEDES NR ENTRA NR DESCRIPTION PARÇA ADI TYPE MARKASI	9408200056 50.98.028 FOG LAMP,L SIS LABASI L AXOR
---	--	---

	MERCEDES NR ENTRA NR DESCRIPTION PARÇA ADI TYPE MARKASI	9408851531 50.92.459 CONSOLE,R TAMPON BAGLANTI AYAGI R AXOR
---	--	---


	MERCEDES NR ENTRA NR DESCRIPTION PARÇA ADI TYPE MARKASI	9408851431 50.92.460 CONSOLE,L TAMPON BAGLANTI AYAGI L AXOR
---	--	---


	MERCEDES NR ENTRA NR DESCRIPTION PARÇA ADI TYPE MARKASI	9408851331 50.92.461 CONSOLE,R TAMPON BAGLANTI AYAGI R AXOR
---	--	---

	MERCEDES NR ENTRA NR DESCRIPTION PARÇA ADI TYPE MARKASI	9408851231 50.92.462 CONSOLE,L TAMPON BAGLANTI AYAGI L AXOR	371820078
---	--	---	-----------

	MERCEDES NR ENTRA NR DESCRIPTION PARÇA ADI TYPE MARKASI	35452013 50.92.463 CONTROL PANEL DOOR CAM OTOMATIGI AXOR
--	--	--

	MERCEDES NR ENTRA NR DESCRIPTION PARÇA ADI TYPE MARKASI	35455113 50.92.464 CONTROL PANEL DOOR CAM OTOMATIGI R AXOR
---	--	--


	MERCEDES NR ENTRA NR DESCRIPTION PARÇA ADI TYPE MARKASI	9408850722 50.92.465 FRAME FAR CERCEVESI
---	--	---


	MERCEDES NR ENTRA NR DESCRIPTION PARÇA ADI TYPE MARKASI	9408850822 50.92.466 FRAME RH FAR CERCEVESI R AXOR
---	--	--


	MERCEDES NR ENTRA NR DESCRIPTION PARÇA ADI TYPE MARKASI	3818850522 50.92.467 BUMPER JOINT COVER 3031
--	--	---


	MERCEDES NR	9406661201
	ENTRA NR	50.92.468
	DESCRIPTION	FOOT STEP RH
	PARÇA ADI	BASAMAK R
	TYPE	904LA-AXOR
	MARKASI	


	MERCEDES NR	9406661101
	ENTRA NR	50.92.469
	DESCRIPTION	FOOT STEP LH
	PARÇA ADI	BASAMAK L
	TYPE	904LA-AXOR
	MARKASI	


	MERCEDES NR	9408850125	9408850325	371820079
	ENTRA NR	50.92.470		
	DESCRIPTION	SPOILER LH		
	PARÇA ADI	KARLIK L		
	TYPE	AXOR		
	MARKASI			


	MERCEDES NR	9408850425	9408850225
	ENTRA NR	50.92.471	
	DESCRIPTION	SPOILER RH	
	PARÇA ADI	KARLIK R	
	TYPE	AXOR	
	MARKASI		


	MERCEDES NR	9417200646
	ENTRA NR	50.92.472
	DESCRIPTION	WINDOW LIFTER W/ENGINE
	PARÇA ADI	CAM KRIKOSU
	TYPE	ACTROS
	MARKASI	


	MERCEDES NR	9417200746
	ENTRA NR	50.92.473
	DESCRIPTION	WINDOW LIFTER W/ENGINE
	PARÇA ADI	CAM KRIKOSU
	TYPE	ACTROS
	MARKASI	


	MERCEDES NR	9448850725
	ENTRA NR	50.92.474
	DESCRIPTION	
	PARÇA ADI	KARLIK SOL
	TYPE	AXOR 1840
	MARKASI	


	MERCEDES NR	9436660178
	ENTRA NR	50.92.475
	DESCRIPTION	CONSOLE
	PARÇA ADI	TAMPON ABAGLANTI AYAGI
	TYPE	
	MARKASI	


	MERCEDES NR ENTRA NR DESCRIPTION PARÇA ADI TYPE MARKASI	9436660278 50.92.476 CONSOLE TAMPON BAGLAN TI AYAGI
---	--	--


	MERCEDES NR ENTRA NR DESCRIPTION PARÇA ADI TYPE MARKASI	7201335 50.92.477 DOOR LOCK , LH KAPI KILIDI L
---	--	---


	MERCEDES NR ENTRA NR DESCRIPTION PARÇA ADI TYPE MARKASI	72012335 50.92.478 DOOR LOCK , RH KAPI KILIDI R	371820080
---	--	--	-----------

	MERCEDES NR ENTRA NR DESCRIPTION PARÇA ADI TYPE MARKASI	9448850525 50.92.479 DEFLECTOR RUZGARLIK
---	--	---


	MERCEDES NR ENTRA NR DESCRIPTION PARÇA ADI TYPE MARKASI	9448850625 50.92.480 DEFLECTOR RUZGARLIK
---	--	---

	MERCEDES NR ENTRA NR DESCRIPTION PARÇA ADI TYPE MARKASI	9446661301 50.92.481 FOOTSTE BASAMAK YUVASI
---	--	--

	MERCEDES NR ENTRA NR DESCRIPTION PARÇA ADI TYPE MARKASI	9446661401 50.92.482 FOOTSTE,L BASAMAK YUVASI L
---	--	--

	MERCEDES NR ENTRA NR DESCRIPTION PARÇA ADI TYPE MARKASI	9406662401 50.92.483 FOOTSTE,L BASAMAK YUVASI L
---	--	--


	MERCEDES NR ENTRA NR DESCRIPTION PARÇA ADI TYPE MARKASI	9438840160 50.92.484 COVER KAPAK
---	--	---


	MERCEDES NR ENTRA NR DESCRIPTION PARÇA ADI TYPE MARKASI	9438851125 50.92.485 DEFLECTOR RUZGARLIK
---	--	---


	MERCEDES NR ENTRA NR DESCRIPTION PARÇA ADI TYPE MARKASI	9438851225 50.92.486 DEFLECTOR RUZGARLIK	371820081
---	--	---	-----------

	MERCEDES NR ENTRA NR DESCRIPTION PARÇA ADI TYPE MARKASI	9438851522 50.92.487 COVER KAPAK
---	--	---


	MERCEDES NR ENTRA NR DESCRIPTION PARÇA ADI TYPE MARKASI	9438851325 50.92.488 DEFLECTOR RUZGARLIK
---	--	---

	MERCEDES NR ENTRA NR DESCRIPTION PARÇA ADI TYPE MARKASI	9438851625 50.92.489 DEFLECTOR RUZGARLIK
---	--	---


	MERCEDES NR ENTRA NR DESCRIPTION PARÇA ADI TYPE MARKASI	9438851725 50.92.490 DEFLECTOR RUZGARLIK
---	--	---


	MERCEDES NR ENTRA NR DESCRIPTION PARÇA ADI TYPE MARKASI	9438851422 50.92.491 COVER KAPAK
---	--	---


	MERCEDES NR ENTRA NR DESCRIPTION PARÇA ADI TYPE MARKASI	9438851825 50.92.492 DEFLECTOR RUZGARLIK
---	--	---


	MERCEDES NR ENTRA NR DESCRIPTION PARÇA ADI TYPE MARKASI	9438851322 50.92.493 COVER KAPAK
---	--	---


	MERCEDES NR ENTRA NR DESCRIPTION PARÇA ADI TYPE MARKASI	9438851222 50.92.494 COVER KAPAK	371820082
---	--	---	-----------


	MERCEDES NR ENTRA NR DESCRIPTION PARÇA ADI TYPE MARKASI	9438851122 50.92.495 COVER KAPAK
---	--	---


	MERCEDES NR ENTRA NR DESCRIPTION PARÇA ADI TYPE MARKASI	9438100910 50.92.496 SUNVISOR GUNESLIK
---	--	---


	MERCEDES NR ENTRA NR DESCRIPTION PARÇA ADI TYPE MARKASI	9438100810 50.92.497 SUNVISOR GUNESLIK
---	--	---

	MERCEDES NR ENTRA NR DESCRIPTION PARÇA ADI TYPE MARKASI	9448840022 50.92.498 DEFLECTOR RUZGARLIK
---	--	---


	MERCEDES NR ENTRA NR DESCRIPTION PARÇA ADI TYPE MARKASI	9448840122 50.92.499 DEFLECTOR RUZGARLIK
---	--	---

	MERCEDES NR ENTRA NR DESCRIPTION PARÇA ADI TYPE MARKASI	9448840222 50.92.500 DEFLECTOR RUZGARLIK
---	--	---


	MERCEDES NR ENTRA NR DESCRIPTION PARÇA ADI TYPE MARKASI	9448840322 50.92.501 DEFLECTOR RUZGARLIK
---	--	---


	MERCEDES NR ENTRA NR DESCRIPTION PARÇA ADI TYPE MARKASI	9448840422 50.92.502 DEFLECTOR RUZGARLIK	371820083
---	--	---	-----------

	MERCEDES NR ENTRA NR DESCRIPTION PARÇA ADI TYPE MARKASI	9448840522 50.92.503 DEFLECTOR RUZGARLIK
---	--	---

	MERCEDES NR ENTRA NR DESCRIPTION PARÇA ADI TYPE MARKASI	9738840123 50.92.504 DEFLECTOR RUZGARLIK
---	--	---

	MERCEDES NR ENTRA NR DESCRIPTION PARÇA ADI TYPE MARKASI	9738840223 50.92.505 DEFLECTOR RUZGARLIK
---	--	---

	MERCEDES NR ENTRA NR DESCRIPTION PARÇA ADI TYPE MARKASI	5007501602 50.92.506 GRILLE
---	--	-----------------------------------

	MERCEDES NR ENTRA NR DESCRIPTION PARÇA ADI TYPE MARKASI	9448800270 50.92.507 BUMPER TAMPON
---	--	---


ASPAR OTOMOTİV SANAYİ VE DIŞ TİCARET LTD. ŞTİ.


DOLAPDERE SANAYİ SİT. 19.ADA NO26 İKİTELLİ / İSTANBUL / TÜRKİYE


TEL +90 212 671 72 61 - +90 212 671 61 49 FAX +90 212 671 61 27


MERCEDES 069


	MERCEDES NR ENTRA NR DESCRIPTION PARÇA ADI TYPE MARKASI	9448800370 50.92.508 BUMPER TAMPON
---	--	---


	MERCEDES NR ENTRA NR DESCRIPTION PARÇA ADI TYPE MARKASI	9438841922 50.92.509 DEFLECTOR RUZGARLIK
---	--	---


	MERCEDES NR ENTRA NR DESCRIPTION PARÇA ADI TYPE MARKASI	9438842022 50.92.510 DEFLECTOR RUZGARLIK	371820084
---	--	---	-----------

	MERCEDES NR ENTRA NR DESCRIPTION PARÇA ADI TYPE MARKASI	9438841722 50.92.511 DEFLECTOR RUZGARLIK
---	--	---

	MERCEDES NR ENTRA NR DESCRIPTION PARÇA ADI TYPE MARKASI	9438841822 50.92.512 DEFLECTOR RUZGARLIK
---	--	---

	MERCEDES NR ENTRA NR DESCRIPTION PARÇA ADI TYPE MARKASI	9448850125 50.92.513 AXOR 1840	9448850825
---	--	--------------------------------------	------------

	MERCEDES NR ENTRA NR DESCRIPTION PARÇA ADI TYPE MARKASI	9406662501 50.92.514 AXOR 1840
---	--	--------------------------------------

	MERCEDES NR ENTRA NR DESCRIPTION PARÇA ADI TYPE MARKASI	9305204433 50.92.515 FENDER ARM (FRONT CEKICI CAMURLUK TASIYICI ON AXOR 1840	9305204533
---	--	--	------------

www.entra.com.tre-mail : entra@entra.com.tr

Orj. Parça no'ları referans olarak kullanılmıştır. Original parts no and brand name only for reference.

ASPAR OTOMOTİV SANAYİ VE DIŞ TİCARET LTD. ŞTİ.

DOLAPDERE SANAYİ SİT. 19.ADA NO26 İKİTELLİ / İSTANBUL / TÜRKİYE


TEL +90 212 671 72 61 - +90 212 671 61 49 FAX +90 212 671 61 27


MERCEDES 070


	MERCEDES NR ENTRA NR DESCRIPTION PARÇA ADI TYPE MARKASI	9305208533 9305203033 50.92.567 FENDER ARM (REAR) CEKICI CAMURLUK TASIYICI ARKA AXOR 1840
---	--	--


	MERCEDES NR ENTRA NR DESCRIPTION PARÇA ADI TYPE MARKASI	9448850825 9448830001 50.92.516 ROCKER PANEL,STEP TAMPON ORTA SACI AXOR 1840
---	--	---


	MERCEDES NR ENTRA NR DESCRIPTION PARÇA ADI TYPE MARKASI	9448830101 371820085 50.92.517 ROCKER PANEL,STEP TAMPON ORTRA SACI UST AXOR 1840
---	--	---

	MERCEDES NR ENTRA NR DESCRIPTION PARÇA ADI TYPE MARKASI	9303170107 50.92.518 CHASIS CONSOL CABIN AXOR
---	--	--

	MERCEDES NR ENTRA NR DESCRIPTION PARÇA ADI TYPE MARKASI	9303100158 50.92.519 CHASIS CONSOL CABIN KABIN ARKA SASE KONSOLU AXOR - 1840
---	--	--

	MERCEDES NR ENTRA NR DESCRIPTION PARÇA ADI TYPE MARKASI	9413121801 50.92.520 CARRIER TAMPON SASE ENINE TASIYICI AXOR - 1840
---	--	---

	MERCEDES NR ENTRA NR DESCRIPTION PARÇA ADI TYPE MARKASI	5410101213 5410101013 50.28.001 OIL PAN YAK KARTESI ACTROS
---	--	---


	MERCEDES NR ENTRA NR DESCRIPTION PARÇA ADI TYPE MARKASI	85450124 50.95.002 SIGNAL SWITCH SINYAL KOLU AXOR
---	--	---


ASPAR OTOMOTİV SANAYİ VE DIŞ TİCARET LTD. ŞTİ.


DOLAPDERE SANAYİ SİT. 19.ADA NO26 İKİTELLİ / İSTANBUL / TÜRKİYE


TEL +90 212 671 72 61 - +90 212 671 61 49 FAX +90 212 671 61 27


MERCEDES 071


	MERCEDES NR ENTRA NR DESCRIPTION PARÇA ADI TYPE MARKASI	38205042 50.92.521 ELECTRIC MOTOR FOR TRAVEGO
---	--	--


	MERCEDES NR ENTRA NR DESCRIPTION PARÇA ADI TYPE MARKASI	4570301305 4570302105 50.35.218 FLYWHEEL WITH RING TRAVEGO
---	--	---


	MERCEDES NR ENTRA NR DESCRIPTION PARÇA ADI TYPE MARKASI	371820086 50.92.522 TOZ DAVLUMBAZI AXOR
---	--	--

	MERCEDES NR ENTRA NR DESCRIPTION PARÇA ADI TYPE MARKASI	50.92.523 TOZ DAVLUMBAZI KUCUK AXOR
---	--	---

	MERCEDES NR ENTRA NR DESCRIPTION PARÇA ADI TYPE MARKASI	9309970086 50.92.524 PLUG FENDER TO SUPPORT CAMURLUK TAPASI AXOR
---	--	--

	MERCEDES NR ENTRA NR DESCRIPTION PARÇA ADI TYPE MARKASI	3463560073 50.92.525 LOCK PLATE AXOR
---	--	---

	MERCEDES NR ENTRA NR DESCRIPTION PARÇA ADI TYPE MARKASI	9429970290 50.92.526 CLAMP TRAVEGO
---	--	---

	MERCEDES NR ENTRA NR DESCRIPTION PARÇA ADI TYPE MARKASI	9415230601 50.92.527 RUNNING BOARD AXOR
---	--	--

www.entra.com.tre-mail : entra@entra.com.tr


Orj. Parça no'ları referans olarak kullanılmıştır. Original parts no and brand name only for reference.


ASPAR OTOMOTİV SANAYİ VE DIŞ TİCARET LTD. ŞTİ.

DOLAPDERE SANAYİ SİT. 19.ADA NO26 İKİTELLİ / İSTANBUL / TÜRKİYE


TEL +90 212 671 72 61 - +90 212 671 61 49 FAX +90 212 671 61 27


MERCEDES 072


	MERCEDES NR ENTRA NR DESCRIPTION PARÇA ADI TYPE MARKASI	9405200631 50.92.528 RUNNING BOARD AXOR
---	--	--


	MERCEDES NR ENTRA NR DESCRIPTION PARÇA ADI TYPE MARKASI	50.92.529 FENDER CAMURLUK
---	--	---------------------------------


	MERCEDES NR ENTRA NR DESCRIPTION PARÇA ADI TYPE MARKASI	371820087 50.92.530 WIPER ARM ,R
---	--	--

	MERCEDES NR ENTRA NR DESCRIPTION PARÇA ADI TYPE MARKASI	8101879 8101579 50.92.531 MIRROR BIG W/MOTOR AYNA MOTORLU BUYUK AXOR
---	--	--

	MERCEDES NR ENTRA NR DESCRIPTION PARÇA ADI TYPE MARKASI	8101679 50.92.532 MIRROR SMALL W/MOTOR AYNA MOTORLU KUCUK AXOR
---	--	--

	MERCEDES NR ENTRA NR DESCRIPTION PARÇA ADI TYPE MARKASI	18109714 50.92.533 MIRROR ARM, LEFT NEW. AYNA KOLU L AXOR
---	--	---

	MERCEDES NR ENTRA NR DESCRIPTION PARÇA ADI TYPE MARKASI	18109814 50.92.534 MIRROR ARM, RIGHT NEW AYNA KOLU R AXOR
---	--	---

	MERCEDES NR ENTRA NR DESCRIPTION PARÇA ADI TYPE MARKASI	7601359 50.92.535 DOOR HANDLE WITH KEY KAPI DIS KOLU KILITLI AXOR
---	--	---

www.entra.com.tre-mail : entra@entra.com.tr


Orj. Parça no'ları referans olarak kullanılmıştır. Original parts no and brand name only for reference.


ASPAR OTOMOTİV SANAYİ VE DIŞ TİCARET LTD. ŞTİ.


DOLAPDERE SANAYİ SİT. 19.ADA NO26 İKİTELLİ / İSTANBUL / TÜRKİYE


TEL +90 212 671 72 61 - +90 212 671 61 49 FAX +90 212 671 61 27


MERCEDES 073


	MERCEDES NR ENTRA NR DESCRIPTION PARÇA ADI TYPE MARKASI	3661800555 50.29.001 STRAINER MOTOR YAG SUZGECI OM366LA-2521
---	--	--


	MERCEDES NR ENTRA NR DESCRIPTION PARÇA ADI TYPE MARKASI	1020180802 1110180302 50.29.002 OIL FILLING CAP MOTOR YAG KAPAGI SAC M102-111-115-OM312
---	--	---


	MERCEDES NR ENTRA NR DESCRIPTION PARÇA ADI TYPE MARKASI	1110180302 371820088 50.29.003 OIL CAP PLS MOTOR YAG KAPAGI PLASTIK 2517-2521-2524
---	--	--

	MERCEDES NR ENTRA NR DESCRIPTION PARÇA ADI TYPE MARKASI	1020180302 180702 50.29.004 OIL FILLING CAP (METAL) MOTOR YAG KAPAGI SAC 2517-2521-2524
--	--	---

	MERCEDES NR ENTRA NR DESCRIPTION PARÇA ADI TYPE MARKASI	3820100172 50.29.005 OIL DIPSTICK YAG CUBUGU OM366/A/LA2517
---	--	---

	MERCEDES NR ENTRA NR DESCRIPTION PARÇA ADI TYPE MARKASI	4230100062 183735 50.29.006 OIL SEPERATOR SHORT MOTOR HAVALANDIRMA OM423-OM4022
---	--	---

	MERCEDES NR ENTRA NR DESCRIPTION PARÇA ADI TYPE MARKASI	4230100162 183835 50.29.007 OIL SEPERATOR LONG MOTOR HAVALANDIRMA OM422-OM422A
---	--	--

	MERCEDES NR ENTRA NR DESCRIPTION PARÇA ADI TYPE MARKASI	184635 185735 50.29.008 OIL SEPERATOR MOTOR HAVALANDIRMAI OM366A/LA-OM352
---	--	---

www.entra.com.tre-mail : entra@entra.com.tr


Orj. Parça no'ları referans olarak kullanılmıştır. Original parts no and brand name only for reference.


ASPAR OTOMOTİV SANAYİ VE DIŞ TİCARET LTD. ŞTİ.


DOLAPDERE SANAYİ SİT. 19.ADA NO26 İKİTELLİ / İSTANBUL / TÜRKİYE


TEL +90 212 671 72 61 - +90 212 671 61 49 FAX +90 212 671 61 27

MERCEDES 074

	MERCEDES NR ENTRA NR DESCRIPTION PARÇA ADI TYPE MARKASI	50.97.501 OIL SWITCH YAG MUSURU 2521
---	--	---


	MERCEDES NR ENTRA NR DESCRIPTION PARÇA ADI TYPE MARKASI	3661881402 3661800938 50.28.102 OIL COOLER COVER YAG RADYATOR KAPAGI OM 366/A/LA
---	--	---


	MERCEDES NR ENTRA NR DESCRIPTION PARÇA ADI TYPE MARKASI	1239970430 29973430 371820089 50.28.151 OIL DRAIN PLUG KARTER TAPASI M115-121-OM615-616
---	--	---

	MERCEDES NR ENTRA NR DESCRIPTION PARÇA ADI TYPE MARKASI	50.29.009 BLOCK SEAT BLOK YUKSUGU
---	--	---

	MERCEDES NR ENTRA NR DESCRIPTION PARÇA ADI TYPE MARKASI	3661800143 50.29.010 OIL NOZZLE YAG KARGASI OM366A/LA-2521
---	--	--

	MERCEDES NR ENTRA NR DESCRIPTION PARÇA ADI TYPE MARKASI	3669900063 50.29.011 HOLLOW SCREW YAGHALTER CIVATSİ M366LAK-OM352A
---	--	--

	MERCEDES NR ENTRA NR DESCRIPTION PARÇA ADI TYPE MARKASI	6203000628 6153000028 50.30.703 LEVER GAZ GELEBEGİ 2517-2521-2524
---	--	--

	MERCEDES NR ENTRA NR DESCRIPTION PARÇA ADI TYPE MARKASI	50.10.734 BRACKET MARS DINAMO BAGLANTISI 2517-2521-2524
---	--	--

www.entra.com.tre-mail : entra@entra.com.tr


Orj. Parça no'ları referans olarak kullanılmıştır. Original parts no and brand name only for reference.


ASPAR OTOMOTİV SANAYİ VE DIŞ TİCARET LTD. ŞTİ.

DOLAPDERE SANAYİ SİT. 19.ADA NO26 İKİTELLİ / İSTANBUL / TÜRKİYE


TEL +90 212 671 72 61 - +90 212 671 61 49 FAX +90 212 671 61 27


MERCEDES 075


	MERCEDES NR ENTRA NR DESCRIPTION PARÇA ADI TYPE MARKASI	3520350314 50.45.903 OIL BAFFLE KRANK KECE YATAGI ON OM 312-314-352/A	3140350214
---	--	---	------------


	MERCEDES NR ENTRA NR DESCRIPTION PARÇA ADI TYPE MARKASI	22059706 50.26.801 FAN BLADE PLS W/O VISCO VANTILATOR KANADI 2521	
---	--	---	--

	MERCEDES NR ENTRA NR DESCRIPTION PARÇA ADI TYPE MARKASI	50.26.802 FAN BLADE METAL VANTILATOR KANADI 2517	371820090
---	--	---	-----------

	MERCEDES NR ENTRA NR DESCRIPTION PARÇA ADI TYPE MARKASI	3661800101 50.28.401 OIL PUMP YAG POMPASIO OM 352A-362LA	3661800401
---	--	--	------------

	MERCEDES NR ENTRA NR DESCRIPTION PARÇA ADI TYPE MARKASI	50.10.701 PULLEY GERGI KASNAGI 2517-2521-2524	
---	--	--	--

	MERCEDES NR ENTRA NR DESCRIPTION PARÇA ADI TYPE MARKASI	3661320019 50.10.702 PULLEY WITH BEARING GERGI KASNAGI KOMPLE OM366LA	
---	--	---	--

	MERCEDES NR ENTRA NR DESCRIPTION PARÇA ADI TYPE MARKASI	3660304903 50.10.736 VIBRATION ABSORBER KRANK DAMPERI OM366/A	3660301403
---	--	---	------------

	MERCEDES NR ENTRA NR DESCRIPTION PARÇA ADI TYPE MARKASI	3661840502 50.28.301 OIL FILTER HOUSING YAG FILITRE TASI OM366A/LA	
---	--	--	--

www.entra.com.tre-mail : entra@entra.com.tr


Orj. Parça no'ları referans olarak kullanılmıştır. Original parts no and brand name only for reference.


ASPAR OTOMOTİV SANAYİ VE DIŞ TİCARET LTD. ŞTİ.


DOLAPDERE SANAYİ SİT. 19.ADA NO26 İKİTELLİ / İSTANBUL / TÜRKİYE


TEL +90 212 671 72 61 - +90 212 671 61 49 FAX +90 212 671 61 27


MERCEDES 076


	MERCEDES NR ENTRA NR DESCRIPTION PARÇA ADI TYPE MARKASI	3520550253 109971748 50.28.550 SEAL RING KULBUTOR YAGLAMA SUBABI OM366
---	--	---


	MERCEDES NR ENTRA NR DESCRIPTION PARÇA ADI TYPE MARKASI	50.10.809 NUT TURBUN SOMUNU 2517-2521-2524
---	--	---


	MERCEDES NR ENTRA NR DESCRIPTION PARÇA ADI TYPE MARKASI	50.10.810 NUT TURBUN SOMUNU 2517-2521-2524	371820091
---	--	---	-----------

	MERCEDES NR ENTRA NR DESCRIPTION PARÇA ADI TYPE MARKASI	50.23.055 CONTROL CYLINDER GAZ PISTONU V6-V8	720112
---	--	---	--------

	MERCEDES NR ENTRA NR DESCRIPTION PARÇA ADI TYPE MARKASI	50.23.056 CONTROL CYLINDER GAZ PISTONU 2517-2521-2524	721912 721512
---	--	--	------------------


	MERCEDES NR ENTRA NR DESCRIPTION PARÇA ADI TYPE MARKASI	50.23.057 PLUG BLOK TAPASI
---	--	----------------------------------


	MERCEDES NR ENTRA NR DESCRIPTION PARÇA ADI TYPE MARKASI	50.29.012 OIL SEPERATOR (MOTOR HAVALANDIRMA 2521	183435 185935
---	--	--	------------------


	MERCEDES NR ENTRA NR DESCRIPTION PARÇA ADI TYPE MARKASI	50.26.803 FAN WITH CLUTCH PLS VISKO PERVANE 2521	3662004223
---	--	---	------------


www.entra.com.tre-mail : entra@entra.com.tr


Orj. Parça no'ları referans olarak kullanılmıştır. Original parts no and brand name only for reference.

	MERCEDES NR ENTRA NR DESCRIPTION PARÇA ADI TYPE MARKASI	19816027 50.26.901 BEARING FOR FAN CLUTCH VİSKO FAN BİLYASI 2517-2521-2524
---	--	--


	MERCEDES NR ENTRA NR DESCRIPTION PARÇA ADI TYPE MARKASI	50.26.817 FAN BLADE VİSKO PERVANE KANADI 2517-2521-2524
---	--	--


	MERCEDES NR ENTRA NR DESCRIPTION PARÇA ADI TYPE MARKASI	1101800355 50.29.013 STRAINER MOTOR YAĞ SUZGEÇİ 2524	371820092
---	--	--	-----------


	MERCEDES NR ENTRA NR DESCRIPTION PARÇA ADI TYPE MARKASI	50.28.109 BALL AVANS TOPU 2524
---	--	---


	MERCEDES NR ENTRA NR DESCRIPTION PARÇA ADI TYPE MARKASI	50.28.110 BALL AVANS TOPU 2521
---	--	---


	MERCEDES NR ENTRA NR DESCRIPTION PARÇA ADI TYPE MARKASI	3662004423 50.26.804 FAN BLADE VANT KANADI MB800
---	--	--


	MERCEDES NR ENTRA NR DESCRIPTION PARÇA ADI TYPE MARKASI	4421800543 50.29.014 OIL NOZZLE YAĞ KARGASI 2622
---	--	--


	MERCEDES NR ENTRA NR DESCRIPTION PARÇA ADI TYPE MARKASI	22057006 50.26.805 FAN BLADE METAL VANT KANADI 2622	12051106
---	--	---	----------


	MERCEDES NR ENTRA NR DESCRIPTION PARÇA ADI TYPE MARKASI	50.11.901 VALVE WASHER SUBAP PULU AXOR - OM906 LA
---	--	--

	MERCEDES NR ENTRA NR DESCRIPTION PARÇA ADI TYPE MARKASI	9062050406 50.26.806 FAN BLADE PLS VANT KANADI OM 906LA-926LA
---	--	---


	MERCEDES NR ENTRA NR DESCRIPTION PARÇA ADI TYPE MARKASI	2004722 50.26.902 FAN CLUTCH VISKO PERVANE GOBEK OM501LA-502LA 2004222 371820093
---	--	--


	MERCEDES NR ENTRA NR DESCRIPTION PARÇA ADI TYPE MARKASI	5412000022 50.26.903 FAN CLUTCH ELECTRICAL VISKO PERVANE GOBEK ELEKTRIKLI OM501LA-502LA 5412000422
--	--	---

	MERCEDES NR ENTRA NR DESCRIPTION PARÇA ADI TYPE MARKASI	9060300509 50.26.904 INTERMEDIATE PIECE PERVANE FLANSI AXOR-OM906LA
---	--	---


	MERCEDES NR ENTRA NR DESCRIPTION PARÇA ADI TYPE MARKASI	32050006 50.26.807 FAN BLADE PLS. VANT KANADI OM 402LA-441LA
---	--	--


	MERCEDES NR ENTRA NR DESCRIPTION PARÇA ADI TYPE MARKASI	4420102413 50.28.103 OIL PAN YAG KAARTESI OM 442-1844
---	--	---


	MERCEDES NR ENTRA NR DESCRIPTION PARÇA ADI TYPE MARKASI	701983 50.23.048 STOP CYLINDER STOP PISTONU 3031 702183
---	--	--


	MERCEDES NR	9061800543
	ENTRA NR	50.29.015
	DESCRIPTION	OIL NOZZLE
	PARÇA ADI	YAG KARGASI
	TYPE	AXOR - OM906 LA
	MARKASI	


	MERCEDES NR	2004622
	ENTRA NR	50.26.905
	DESCRIPTION	FAN CLUTCH
	PARÇA ADI	FAN
	TYPE	3031
	MARKASI	

	MERCEDES NR	4420310027	371820094
	ENTRA NR	50.45.901	
	DESCRIPTION	OIL BAFFLE	
	PARÇA ADI	KRANK KECE YATAGI	
	TYPE	OM 441 - OM 442	
	MARKASI		


	MERCEDES NR	32054206	32053906
	ENTRA NR	50.26.808	
	DESCRIPTION	FAN BLADE	
	PARÇA ADI	VANT KANADI	
	TYPE	OM502LA-501LA	
	MARKASI		

	MERCEDES NR	22059706	22057806
	ENTRA NR	50.26.809	
	DESCRIPTION	FAN BLADE	
	PARÇA ADI	VANT KANADI	
	TYPE	OM502LA-501LA	
	MARKASI		


	MERCEDES NR	4572001070	5500833
	ENTRA NR	50.10.703	
	DESCRIPTION	PULLEY FOR BELT	
	PARÇA ADI	GERGI KASNAGI	
	TYPE	OM401-402-403-421	
	MARKASI		


	MERCEDES NR	5411840208
	ENTRA NR	50.29.016
	DESCRIPTION	FILTER HEAD
	PARÇA ADI	YAG FILITRE KAPAGI
	TYPE	OM457LA-OM460LA
	MARKASI	


	MERCEDES NR	1802338
	ENTRA NR	50.29.017
	DESCRIPTION	FILTER HEAD
	PARÇA ADI	YAG FILITRE KAPAGI
	TYPE	OM924LA-OM904LA
	MARKASI	


	MERCEDES NR ENTRA NR DESCRIPTION PARÇA ADI TYPE MARKASI	5411800715 4221800315 50.28.501 PRESSURE RELIEF VALVE YAG TAZYIK SUBABI OM 501 LA - OM 502
---	--	---


	MERCEDES NR ENTRA NR DESCRIPTION PARÇA ADI TYPE MARKASI	9062001822 9062000822 50.26.906 FAN CLUTCH FAN OM906LA-OM926LA
---	--	---

	MERCEDES NR ENTRA NR DESCRIPTION PARÇA ADI TYPE MARKASI	9062050406 9062000822 371820095 50.26.810 FAN DRIVE WITH FAN BLADE VISKO PERVANE KOMPLE AXOR - OM906 LA
---	--	---


	MERCEDES NR ENTRA NR DESCRIPTION PARÇA ADI TYPE MARKASI	2009022 2009022 50.26.907 FAN CLUTCH VISKO PERVANE GOBEK OM457LA-OM460LA
--	--	---

	MERCEDES NR ENTRA NR DESCRIPTION PARÇA ADI TYPE MARKASI	9042350109 9062350009 50.10.704 FAN DRIVE PULLEY VISKO PERVANE KASNAGI AXOR-0M457LA
---	--	--


	MERCEDES NR ENTRA NR DESCRIPTION PARÇA ADI TYPE MARKASI	2009022 2006722 50.26.908 FAN DRIVE WITH PULLEY FAN AXOR-0M457LA
---	--	---


	MERCEDES NR ENTRA NR DESCRIPTION PARÇA ADI TYPE MARKASI	6715000222 50.26.909 FAN CLUTCH FAN CLUTCH O345-O403
---	--	--


	MERCEDES NR ENTRA NR DESCRIPTION PARÇA ADI TYPE MARKASI	50.26.811 FAN BLADE ALMUMINUM VANT KANADI 1935-2635-2637
---	--	---


	MERCEDES NR ENTRA NR DESCRIPTION PARÇA ADI TYPE MARKASI	32054206 50.26.812 FAN BLADE VANTILATOR KANADI AXOR - 1840	32050106
---	--	--	----------


	MERCEDES NR ENTRA NR DESCRIPTION PARÇA ADI TYPE MARKASI	9042050406 50.26.813 FAN BLADE VANT KANADI ATEGO-1517	
---	--	---	--


	MERCEDES NR ENTRA NR DESCRIPTION PARÇA ADI TYPE MARKASI	3270180561 50.28.104 COVER	371820096
---	--	----------------------------------	-----------

	MERCEDES NR ENTRA NR DESCRIPTION PARÇA ADI TYPE MARKASI	3600300303 50.10.737 VIBRATION PULLEY KRANK DAMPERI OM 360	
--	--	--	--

	MERCEDES NR ENTRA NR DESCRIPTION PARÇA ADI TYPE MARKASI	3270301403 50.10.735 VIBRATION ABSORBER KRANK DAMPERI OM327	
---	--	---	--

	MERCEDES NR ENTRA NR DESCRIPTION PARÇA ADI TYPE MARKASI	3550350051 50.45.902 OIL BAFFLE KRANK KECE YATAGI OM 355	
---	--	--	--

	MERCEDES NR ENTRA NR DESCRIPTION PARÇA ADI TYPE MARKASI	3552002024 50.26.814 FAN BLADE VANT PERVANESI OM 355	
---	--	--	--


	MERCEDES NR ENTRA NR DESCRIPTION PARÇA ADI TYPE MARKASI	3450301003 50.10.746 VIBRATION ABSORBER KRANK DAMPERI OM355	3550302703
---	--	---	------------


ASPAR OTOMOTİV SANAYİ VE DIŐ TİCARET LTD. ŐTİ.


DOLAPDERE SANAYİ SİT. 19.ADA NO26 İKİTELLİ / İSTANBUL / TÜRKİYE


TEL +90 212 671 72 61 - +90 212 671 61 49 FAX +90 212 671 61 27


MERCEDES 082


	MERCEDES NR ENTRA NR DESCRIPTION PARÇA ADI TYPE MARKASI	5410100113 5410100113 50.28.105 OIL PAN YAG KARTERI V6 ACTROSS
---	--	---


	MERCEDES NR ENTRA NR DESCRIPTION PARÇA ADI TYPE MARKASI	5410100713 5410100213 50.28.106 OIL PAN YAG KARTERI ACTROS
---	--	---


	MERCEDES NR ENTRA NR DESCRIPTION PARÇA ADI TYPE MARKASI	4030530052 371820097 50.16.901 VALVE SHIM SMALL SUBAP YAYI ALT PULU OM 401-402-442
---	--	---

	MERCEDES NR ENTRA NR DESCRIPTION PARÇA ADI TYPE MARKASI	4030530152 50.11.902 VALVE WASHER BIG SUBAP YAYI ALT PULU BUYUK OM 401-402-442
---	--	--

	MERCEDES NR ENTRA NR DESCRIPTION PARÇA ADI TYPE MARKASI	4421800015 50.29.018 OIL NOZZLE YAG KARGASI OM 401-402-404-407
---	--	--

	MERCEDES NR ENTRA NR DESCRIPTION PARÇA ADI TYPE MARKASI	12056106 50.26.815 FAN BLADE VANT PERVANESI 2628-2629-1928
---	--	--

	MERCEDES NR ENTRA NR DESCRIPTION PARÇA ADI TYPE MARKASI	4011800201 4031801701 50.28.402 OIL PUMP 34" YAG POMPASI OM 401A-402-403-407
---	--	---

	MERCEDES NR ENTRA NR DESCRIPTION PARÇA ADI TYPE MARKASI	50.10.738 VIBRATION PULLEY KRANK DAMPERI OM 303 - V8
---	--	---

www.entra.com.tre-mail : entra@entra.com.tr


Orj. Parça no'ları referans olarak kullanılmıştır. Original parts no and brand name only for reference.


ASPAR OTOMOTİV SANAYİ VE DIŞ TİCARET LTD. ŞTİ.

DOLAPDERE SANAYİ SİT. 19.ADA NO26 İKİTELLİ / İSTANBUL / TÜRKİYE

TEL +90 212 671 72 61 - +90 212 671 61 49 FAX +90 212 671 61 27


MERCEDES 083

	MERCEDES NR ENTRA NR DESCRIPTION PARÇA ADI TYPE MARKASI	4231802501 4231802301 50.28.403 OIL PUMP 43" YAG POMPASI OM 402 LA-403
---	--	---

	MERCEDES NR ENTRA NR DESCRIPTION PARÇA ADI TYPE MARKASI	4071810007 50.29.019 INTERMEDIA SHAFT YAG POMPASI ARA MAŞON TK OM 407AH-424/A/LA
---	--	--


	MERCEDES NR ENTRA NR DESCRIPTION PARÇA ADI TYPE MARKASI	4020350013 50.10.739 VIBRATION DAMPER KRANK DAMPERI OM442-OM441-OM401 371820098
---	--	--

	MERCEDES NR ENTRA NR DESCRIPTION PARÇA ADI TYPE MARKASI	4220540105 50.11.903 PUSH ROAD SUBAP ITICI MILI OM 401-402-403-421-
---	--	---

	MERCEDES NR ENTRA NR DESCRIPTION PARÇA ADI TYPE MARKASI	4030310127 4030310627 50.45.003 OIL BAFFLE 100*105*24,5 KRANK KECE YATAGI ON OM 401/A-422/A/LA
---	--	---

	MERCEDES NR ENTRA NR DESCRIPTION PARÇA ADI TYPE MARKASI	4421800111 50.29.020 OIL FILTER COVER YAG FILITRE KUTUGUÜ OM 441-442
---	--	--


	MERCEDES NR ENTRA NR DESCRIPTION PARÇA ADI TYPE MARKASI	32050506 32050706 50.26.910 FAN CLUTCH FAN O350 TOURISMO
---	--	---


	MERCEDES NR ENTRA NR DESCRIPTION PARÇA ADI TYPE MARKASI	4422000770 5500033 50.10.705 PULLEY FOR BELT GERGI KASNAGI OM401LA-402LA
---	--	---


www.entra.com.tre-mail : entra@entra.com.tr


Orj. Parça no'ları referans olarak kullanılmıştır. Original parts no and brand name only for reference.


	MERCEDES NR ENTRA NR DESCRIPTION PARÇA ADI TYPE MARKASI	50.10.733 VIBRATION DAMPER KRANK DAMPERI OM 441 - OM 442
---	--	---


	MERCEDES NR ENTRA NR DESCRIPTION PARÇA ADI TYPE MARKASI	5501633 50.10.706 PULLEY FOR BELT GERGI KASNAGI OM 442/A/LA - OM 443
---	--	--


	MERCEDES NR ENTRA NR DESCRIPTION PARÇA ADI TYPE MARKASI	5501633 371820099 50.10.707 PULLEY FOR BELT GERGI KASNAGI AXOR - 1840
---	--	--

	MERCEDES NR ENTRA NR DESCRIPTION PARÇA ADI TYPE MARKASI	3522003523 50.26.816 FAN BLADE VANT PERVASI OM352
--	--	---

	MERCEDES NR ENTRA NR DESCRIPTION PARÇA ADI TYPE MARKASI	3641800101 50.28.404 OIL PUMP YAG POMPASI OM364
---	--	---

	MERCEDES NR ENTRA NR DESCRIPTION PARÇA ADI TYPE MARKASI	3520306203 3520303503 50.10.732 VIBRATION DAMPER KRANK DAMPERI OM352
---	--	--

	MERCEDES NR ENTRA NR DESCRIPTION PARÇA ADI TYPE MARKASI	50.10.731 VIBRATION DAMPER KRANK DAMPERI 302-S
---	--	---


	MERCEDES NR ENTRA NR DESCRIPTION PARÇA ADI TYPE MARKASI	3120550321 50.11.904 ADJUSTING SCREW SUBAP AYAR CIVATASI OM 366/A/LA
---	--	--


ASPAR OTOMOTİV SANAYİ VE DIŞ TİCARET LTD. ŞTİ.


DOLAPDERE SANAYİ SİT. 19.ADA NO26 İKİTELLİ / İSTANBUL / TÜRKİYE


TEL +90 212 671 72 61 - +90 212 671 61 49 FAX +90 212 671 61 27


MERCEDES 085

	MERCEDES NR ENTRA NR DESCRIPTION PARÇA ADI TYPE MARKASI	4031801438 50.29.021 OIL COOLER HOUSING YAG RADYATOR BASLIGI OM441LA
---	--	--


	MERCEDES NR ENTRA NR DESCRIPTION PARÇA ADI TYPE MARKASI	4031803938 50.29.022 OIL COOLER HOUSING YAG RADYATOR BASLIGI GENIS OM401-402-403-421
---	--	--


	MERCEDES NR ENTRA NR DESCRIPTION PARÇA ADI TYPE MARKASI	4571880504 4421880104 371820100 50.29.023 OIL COOLER HOUSING YAG RADYATOR KAPAGI OM442A/LA-441LA
---	--	--

	MERCEDES NR ENTRA NR DESCRIPTION PARÇA ADI TYPE MARKASI	4031802438 50.29.024 OIL COOLER HOUSING YAG RADYATOR KAPAGI MUSURLU OM401-402-403-421
--	--	---

	MERCEDES NR ENTRA NR DESCRIPTION PARÇA ADI TYPE MARKASI	4221800315 4421800015 50.28.502 PRESSURE RELIEF VALVE YAG TAZYIK SUBABI OM 401-402-403-421
---	--	--

	MERCEDES NR ENTRA NR DESCRIPTION PARÇA ADI TYPE MARKASI	4030500403 4030500303 50.10.151 CRANKSHAFT GEAR KRANK DISLISI OM 401-402-403-421
---	--	--

	MERCEDES NR ENTRA NR DESCRIPTION PARÇA ADI TYPE MARKASI	4030320109 4030320309 50.45.004 OIL BAFFLE KRANK KECE YATAGI ARKA OM 401/A-402-403
---	--	--

	MERCEDES NR ENTRA NR DESCRIPTION PARÇA ADI TYPE MARKASI	4030500733 4420500333 50.11.905 ROCKER ARM KULBUTOR HOROZU 401-402
---	--	--

www.entra.com.tre-mail : entra@entra.com.tr


Orj. Parça no'ları referans olarak kullanılmıştır. Original parts no and brand name only for reference.


ASPAR OTOMOTİV SANAYİ VE DIŞ TİCARET LTD. ŞTİ.

DOLAPDERE SANAYİ SİT. 19.ADA NO26 İKİTELLİ / İSTANBUL / TÜRKİYE


TEL +90 212 671 72 61 - +90 212 671 61 49 FAX +90 212 671 61 27


MERCEDES 086


	MERCEDES NR ENTRA NR DESCRIPTION PARÇA ADI TYPE MARKASI	4030500936 4030501236 50.11.906 BEARING BRACKET FOR KULBUTOR KUTUGU OM 401-402-403-404-
---	--	--


	MERCEDES NR ENTRA NR DESCRIPTION PARÇA ADI TYPE MARKASI	4030550220 4220550020 50.11.907 ADJUSTING SCREW SUBAP AYAR CIVATASI OM 401/A-402-403-404/A
---	--	---


	MERCEDES NR ENTRA NR DESCRIPTION PARÇA ADI TYPE MARKASI	1079910041 371820101 50.14.901 CLAMPING PIN SILINDIR KAPAK YUKSUGU 2521-O303 (48X126)
---	--	--

	MERCEDES NR ENTRA NR DESCRIPTION PARÇA ADI TYPE MARKASI	4031802701 50.28.405 OIL PUMP FRONT YAG POMPASI ON OM 407AH-424A/LA
---	--	---

	MERCEDES NR ENTRA NR DESCRIPTION PARÇA ADI TYPE MARKASI	4031802801 50.28.406 OIL PUMP REAR YAG POMPASI ARKAÜ OM 407AH-427H/HA
---	--	---

	MERCEDES NR ENTRA NR DESCRIPTION PARÇA ADI TYPE MARKASI	4071801138 50.29.025 OIL COOLER HOUSING YAG RADYATOR KAPAGI OM447HA
---	--	---

	MERCEDES NR ENTRA NR DESCRIPTION PARÇA ADI TYPE MARKASI	4664502 50.92.536 RESERVOIR CAP DIREKSİYON HIDROLİK DEPOSU 1817-1821-1928-1935
---	--	--

	MERCEDES NR ENTRA NR DESCRIPTION PARÇA ADI TYPE MARKASI	4660740 50.92.538 BRACKET (HYDRAULIC DIREKSİYON HIDR. FILITRE TUTUCU
---	--	---

ASPAR OTOMOTİV SANAYİ VE DIŞ TİCARET LTD. ŞTİ.


DOLAPDERE SANAYİ SİT. 19.ADA NO26 İKİTELLİ / İSTANBUL / TÜRKİYE


TEL +90 212 671 72 61 - +90 212 671 61 49 FAX +90 212 671 61 27


MERCEDES 087

	MERCEDES NR ENTRA NR DESCRIPTION PARÇA ADI TYPE MARKASI	4660267 50.92.539 OIL DIPSTICK STEERING DIREKSİYON HIDR. DEPO CUBUGU 2517-2521-O302	4660867
---	--	---	---------


	MERCEDES NR ENTRA NR DESCRIPTION PARÇA ADI TYPE MARKASI	50.58.001 UNIVERSAL JOINT DIREKSİYON MAFSALI 2517-2521-2524-2622	
---	--	---	--

	MERCEDES NR ENTRA NR DESCRIPTION PARÇA ADI TYPE MARKASI	3713007030 50.30.704 WIRE CABLE GAZ TELI 1817-1821-2517	371820102
---	--	---	-----------

	MERCEDES NR ENTRA NR DESCRIPTION PARÇA ADI TYPE MARKASI	6822427301 50.32.063 ENGINE SUPPORT,RIGHT MOTOR KULAK DEMIRI SAG 1817-1821-2517-2521	
---	--	--	--

	MERCEDES NR ENTRA NR DESCRIPTION PARÇA ADI TYPE MARKASI	6822427201 50.32.064 ENGINE SUPPORT,LEFT MOTOR KULAK DEMIRI SOL 1817-1821-2517-2521	
---	--	---	--

	MERCEDES NR ENTRA NR DESCRIPTION PARÇA ADI TYPE MARKASI	1321410 50.58.591 FOLLOWER DIREKSİYON POMPA PULU OM904LA-OM906LA	
---	--	--	--

	MERCEDES NR ENTRA NR DESCRIPTION PARÇA ADI TYPE MARKASI	50.58.592 REPAIR KIT STEERING DIREKSİYON TM TK LS 8	
---	--	--	--

	MERCEDES NR ENTRA NR DESCRIPTION PARÇA ADI TYPE MARKASI	4440101372 50.29.026 OIL DIPSTICK 135 CM YAG CUBUGU OM442LA-OM441LA	4420103272
---	--	---	------------

www.entra.com.tre-mail : entra@entra.com.tr

Orj. Parça no'ları referans olarak kullanılmıştır. Original parts no and brand name only for reference.

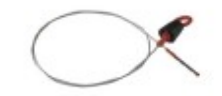
ASPAR OTOMOTİV SANAYİ VE DIŞ TİCARET LTD. ŞTİ.


DOLAPDERE SANAYİ SİT. 19.ADA NO26 İKİTELLİ / İSTANBUL / TÜRKİYE


TEL +90 212 671 72 61 - +90 212 671 61 49 FAX +90 212 671 61 27


MERCEDES 088


	MERCEDES NR ENTRA NR DESCRIPTION PARÇA ADI TYPE MARKASI	4220101872 50.29.027 OIL DIPSTICK 105 CM YAG CUBUGU OM442LA-OM441LA
---	--	---


	MERCEDES NR ENTRA NR DESCRIPTION PARÇA ADI TYPE MARKASI	5410100572 50.29.028 OIL DIPSTICK 114,5 CM YAG CUBUGU EURO 3
---	--	--


	MERCEDES NR ENTRA NR DESCRIPTION PARÇA ADI TYPE MARKASI	9060101072 50.29.029 OIL DIPSTICK YAG CUBUGU AXOR-906	371820103
---	--	---	-----------

	MERCEDES NR ENTRA NR DESCRIPTION PARÇA ADI TYPE MARKASI	5410101072 50.29.030 OIL DIPSTICK 106 CM YAG CUBUGU ACTROS	5410101272
---	--	--	------------

	MERCEDES NR ENTRA NR DESCRIPTION PARÇA ADI TYPE MARKASI	4220100072 50.29.031 OIL DIPSTICK 122 CM YAG CUBUGU ACTROS
---	--	--

	MERCEDES NR ENTRA NR DESCRIPTION PARÇA ADI TYPE MARKASI	4030100572 50.29.032 OIL DIPSTICK 98 CM YAG CUBUGU	4030103372
---	--	---	------------

	MERCEDES NR ENTRA NR DESCRIPTION PARÇA ADI TYPE MARKASI	4420100672 50.29.033 OIL DIPSTICK 93 CM YAG CUBUGU
---	--	---

	MERCEDES NR ENTRA NR DESCRIPTION PARÇA ADI TYPE MARKASI	441550215 50.10.708 PULLEY SARJ DINAMO KASNAGI O302	3551557215
---	--	---	------------

www.entra.com.tre-mail : entra@entra.com.tr


Orj. Parça no'ları referans olarak kullanılmıştır. Original parts no and brand name only for reference.


ASPAR OTOMOTİV SANAYİ VE DIŞ TİCARET LTD. ŞTİ.

DOLAPDERE SANAYİ SİT. 19.ADA NO26 İKİTELLİ / İSTANBUL / TÜRKİYE

TEL +90 212 671 72 61 - +90 212 671 61 49 FAX +90 212 671 61 27

MERCEDES 089


	MERCEDES NR ENTRA NR DESCRIPTION PARÇA ADI TYPE MARKASI	3761557915 50.10.709 PULLEY SARJ DINAMO KASNAGI KAMALI O302
---	--	---


	MERCEDES NR ENTRA NR DESCRIPTION PARÇA ADI TYPE MARKASI	3141501272 4031500572 50.10.710 CLAMPING SCREW SARJ DINAMO GERGI DEMIRI DUZ O303
---	--	--


	MERCEDES NR ENTRA NR DESCRIPTION PARÇA ADI TYPE MARKASI	3521550272 3521502472 371820104 50.10.711 CLAMPING SCREW SARJ DINAMO GERGI DEMIRI EGRI 2517-2521-2524
---	--	---

	MERCEDES NR ENTRA NR DESCRIPTION PARÇA ADI TYPE MARKASI	3141501272 4031500572 50.10.712 CLAMPING SCREW SAARJ DINAMO GERGI DEMIRI UZUN DUZ OM 314-401-402-403-421
---	--	--

	MERCEDES NR ENTRA NR DESCRIPTION PARÇA ADI TYPE MARKASI	4031502272 50.10.713 CLAMPING SCREW SARJ DINAMO GERGI DEMIRI UZUN EGRI 2517-2622-O303
---	--	---

	MERCEDES NR ENTRA NR DESCRIPTION PARÇA ADI TYPE MARKASI	3661500673 50.10.747 BRACKET ALTERNATOR SARJ DINAMO BAGLANTI AYAGI OM364LA-2517
---	--	---

	MERCEDES NR ENTRA NR DESCRIPTION PARÇA ADI TYPE MARKASI	11550615 11551015 50.10.714 PULLEY FOR ALTERNATOR SARJ DINAMO KASNAGI 2517-2521-2524
---	--	--

	MERCEDES NR ENTRA NR DESCRIPTION PARÇA ADI TYPE MARKASI	9061500770 50.10.748 SUPPORT FOR SARJ DINAMO BAGLANTISI AXOR
---	--	--

www.entra.com.tre-mail : entra@entra.com.tr


Orj. Parça no'ları referans olarak kullanılmıştır. Original parts no and brand name only for reference.


ASPAR OTOMOTİV SANAYİ VE DIŞ TİCARET LTD. ŞTİ.

DOLAPDERE SANAYİ SİT. 19.ADA NO26 İKİTELLİ / İSTANBUL / TÜRKİYE


TEL +90 212 671 72 61 - +90 212 671 61 49 FAX +90 212 671 61 27


MERCEDES 090


	MERCEDES NR ENTRA NR DESCRIPTION PARÇA ADI TYPE MARKASI	50.10.715 PULLEY FOR ALTERNATOR SARJ DINAMO KASNAGI O403
---	--	---


	MERCEDES NR ENTRA NR DESCRIPTION PARÇA ADI TYPE MARKASI	3220530125 50.11.908 SPRING RETAINER SUBAP SAPKASI OM 314-352-364-366
---	--	---


	MERCEDES NR ENTRA NR DESCRIPTION PARÇA ADI TYPE MARKASI	3520540501 3520540801 371820105 50.11.909 VALVE TAPPET SUBAP KADEHI OM 314-352-366
---	--	--

	MERCEDES NR ENTRA NR DESCRIPTION PARÇA ADI TYPE MARKASI	5410500722 5410500322 50.11.910 VALVE TAPPET SUBAP KADEHI ACTROS
---	--	--

	MERCEDES NR ENTRA NR DESCRIPTION PARÇA ADI TYPE MARKASI	3550540101 50.11.911 VALVE TAPPET SUBAP KADEHI OM 355
---	--	---


	MERCEDES NR ENTRA NR DESCRIPTION PARÇA ADI TYPE MARKASI	4030540901 4030541801 50.11.912 VALVE TAPPET SUBAP KADEHI OM 401-402-403-404
---	--	--

	MERCEDES NR ENTRA NR DESCRIPTION PARÇA ADI TYPE MARKASI	4220530025 50.11.913 SPRING RETAINER SUBAP SAPKAS OM 401-402-403-421-
---	--	---

	MERCEDES NR ENTRA NR DESCRIPTION PARÇA ADI TYPE MARKASI	740515 50.28.505 OVERFLOW VALVE TAZYIK SUBAPI DIŞI OM314/A-327-346/H
---	--	--


www.entra.com.tre-mail : entra@entra.com.tr


Orj. Parça no'ları referans olarak kullanılmıştır. Original parts no and brand name only for reference.


	MERCEDES NR ENTRA NR DESCRIPTION PARÇA ADI TYPE MARKASI	4421800015 50.28.504 PRESSURE RELIEF VALVE YAG TAZYIK SUBAPI OM 441 - OM 442
---	--	--


	MERCEDES NR ENTRA NR DESCRIPTION PARÇA ADI TYPE MARKASI	199973648 69972548 50.29.034 SEAL RING OIL FILTER YAG FILITRE LASTIGI OM 366/A/LA
---	--	--


	MERCEDES NR ENTRA NR DESCRIPTION PARÇA ADI TYPE MARKASI	69972548 199973648 371820106 50.29.035 SEAL RING OIL FILTER YAG FILITRE LASTIGI OM 366
---	--	--

	MERCEDES NR ENTRA NR DESCRIPTION PARÇA ADI TYPE MARKASI	50.30.801 BALL JOINT , 10 M GAZ MAFSALI
---	--	---


	MERCEDES NR ENTRA NR DESCRIPTION PARÇA ADI TYPE MARKASI	50.30.802 BALL JOINT , 12 MT GAZ MAFSALI
---	--	--


	MERCEDES NR ENTRA NR DESCRIPTION PARÇA ADI TYPE MARKASI	50.30.803 BALL JOINT ,6 MT SHORT GAZ MAFSALI
---	--	--


	MERCEDES NR ENTRA NR DESCRIPTION PARÇA ADI TYPE MARKASI	50.30.804 BALL JOINT ,6 MT. LONG GAZ MAFSALI
---	--	--


	MERCEDES NR ENTRA NR DESCRIPTION PARÇA ADI TYPE MARKASI	50.30.805 BALL JOINT , M8 SHORT GAZ MAFSALI
---	--	---

	MERCEDES NR ENTRA NR DESCRIPTION PARÇA ADI TYPE MARKASI	50.30.806 BALL JOINT ,M8 LONG GAZ MAFSALI
---	--	---


	MERCEDES NR ENTRA NR DESCRIPTION PARÇA ADI TYPE MARKASI	50.30.807 BALL JOINT ,M8 SHORT GAZ MAFSALI
---	--	--


	MERCEDES NR ENTRA NR DESCRIPTION PARÇA ADI TYPE MARKASI	50.30.808 BALL JOINT , M8 LONG GAZ MAFSALI	371820107
---	--	--	-----------

	MERCEDES NR ENTRA NR DESCRIPTION PARÇA ADI TYPE MARKASI	50.30.809 BALL JOINT GAZ MAFSALI
---	--	--

	MERCEDES NR ENTRA NR DESCRIPTION PARÇA ADI TYPE MARKASI	50.16.903 SHIM 128 SILINDIR GOMLEK RAYNELİ 128 OM 400 Ser. Cyl. Liner	4230110084 4030110184
---	--	--	-----------------------

	MERCEDES NR ENTRA NR DESCRIPTION PARÇA ADI TYPE MARKASI	50.16.904 SHIM ,125 MM SILINDIR GOMLEK RAYNELİ 125 0,10 MM
---	--	---

	MERCEDES NR ENTRA NR DESCRIPTION PARÇA ADI TYPE MARKASI	50.16.905 GASKET
---	--	---------------------


	MERCEDES NR ENTRA NR DESCRIPTION PARÇA ADI TYPE MARKASI	50.58.595 HOSE DIREKSİYON BASINC ARA HORTUMU 2517-2521-2524	129972582 19976452
---	--	--	--------------------


ASPAR OTOMOTİV SANAYİ VE DIŞ TİCARET LTD. ŞTİ.


DOLAPDERE SANAYİ SİT. 19.ADA NO26 İKİTELLİ / İSTANBUL / TÜRKİYE


TEL +90 212 671 72 61 - +90 212 671 61 49 FAX +90 212 671 61 27


MERCEDES 093


	MERCEDES NR ENTRA NR DESCRIPTION PARÇA ADI TYPE MARKASI	9060100513 50.28.107 OIL PAN YAG KARTERI AXOR	9060101313
---	--	---	------------


	MERCEDES NR ENTRA NR DESCRIPTION PARÇA ADI TYPE MARKASI	4572001070 50.10.716 PULLEY GERGI KASNAGI OM 457 LA
---	--	---


	MERCEDES NR ENTRA NR DESCRIPTION PARÇA ADI TYPE MARKASI	4571550915 50.10.717 PULLEY SARJ DINAMO KASNAGI OM 457	4571550115 371820108
---	--	--	-------------------------

	MERCEDES NR ENTRA NR DESCRIPTION PARÇA ADI TYPE MARKASI	4572001370 50.10.718 PULLEY GERGI KASNAGI OM 457	4572003170
---	--	--	------------

	MERCEDES NR ENTRA NR DESCRIPTION PARÇA ADI TYPE MARKASI	9061550315 50.10.719 PULLEY SAARJ DINAMO KASNAGI OM 457	9061551315
---	--	---	------------

	MERCEDES NR ENTRA NR DESCRIPTION PARÇA ADI TYPE MARKASI	32050506 50.26.822 FAN DRIVE WITH FAN BLADE VISKO PERVANE O403-404-350-30
---	--	---

	MERCEDES NR ENTRA NR DESCRIPTION PARÇA ADI TYPE MARKASI	2055806 50.26.818 FAN DRIVE WITH FAN BLADE VISKO PERVAEN O303
---	--	---

	MERCEDES NR ENTRA NR DESCRIPTION PARÇA ADI TYPE MARKASI	12054406 50.26.819 FAN DRIVE WITH FAN BLADE VISKO PERVANE 620 MM.	12054506
---	--	---	----------

www.entra.com.tre-mail : entra@entra.com.tr


Orj. Parça no'ları referans olarak kullanılmıştır. Original parts no and brand name only for reference.


ASPAR OTOMOTİV SANAYİ VE DIŞ TİCARET LTD. ŞTİ.


DOLAPDERE SANAYİ SİT. 19.ADA NO26 İKİTELLİ / İSTANBUL / TÜRKİYE


TEL +90 212 671 72 61 - +90 212 671 61 49 FAX +90 212 671 61 27


MERCEDES 094


	MERCEDES NR ENTRA NR DESCRIPTION PARÇA ADI TYPE MARKASI	12059506 12054006 50.26.820 FAN DRIVE WITH FAN BLADE VISKO PERVANE 680 MM
---	--	--


	MERCEDES NR ENTRA NR DESCRIPTION PARÇA ADI TYPE MARKASI	22059706 22051506 50.26.821 FAN DRIVE WITH FAN BLADE VISKO PERVANE 720 MM.
---	--	---


	MERCEDES NR ENTRA NR DESCRIPTION PARÇA ADI TYPE MARKASI	9042000822 9042000422 371820109 50.26.911 FAN DRIVE FAN ATEGO-1517
---	--	--

	MERCEDES NR ENTRA NR DESCRIPTION PARÇA ADI TYPE MARKASI	3662000422 50.26.912 FAN DRIVE FAN OM 364
--	--	---

	MERCEDES NR ENTRA NR DESCRIPTION PARÇA ADI TYPE MARKASI	4572003170 4572002970 50.10.720 BELT TIGHTENER GERGI KASNAGI KOMPLE AXOR - 1840
---	--	--

	MERCEDES NR ENTRA NR DESCRIPTION PARÇA ADI TYPE MARKASI	9846436 50.92.540 GUIDE ENGINE COVERING MOTOR MUHAFAZA CIVATASI O345-O40
---	--	--

	MERCEDES NR ENTRA NR DESCRIPTION PARÇA ADI TYPE MARKASI	9840764 50.92.541 RETAINING CAM MOTOR MUHAFAZA CIVATA KENEDI O345-O403
---	--	--

	MERCEDES NR ENTRA NR DESCRIPTION PARÇA ADI TYPE MARKASI	9845136 50.92.542 LOCKING PIN MOTOR MUHAFAZA CIVATASI AXOR
---	--	--

www.entra.com.tre-mail : entra@entra.com.tr


Orj. Parça no'ları referans olarak kullanılmıştır. Original parts no and brand name only for reference.


ASPAR OTOMOTİV SANAYİ VE DIŞ TİCARET LTD. ŞTİ.


DOLAPDERE SANAYİ SİT. 19.ADA NO26 İKİTELLİ / İSTANBUL / TÜRKİYE


TEL +90 212 671 72 61 - +90 212 671 61 49 FAX +90 212 671 61 27


MERCEDES 095

	MERCEDES NR ENTRA NR DESCRIPTION PARÇA ADI TYPE MARKASI	19889342 50.92.543 FASTENER MOTOR MUHAFAZA CIVATA KENEDI AXOR
---	--	---


	MERCEDES NR ENTRA NR DESCRIPTION PARÇA ADI TYPE MARKASI	5501633 50.10.721 PULLEY DOUBLE COVER GERGI KASNAGI CIFT KAPAKLI AXOR
---	--	---


	MERCEDES NR ENTRA NR DESCRIPTION PARÇA ADI TYPE MARKASI	101285 100285 371820110 50.29.040 OIL CAP PLS YAG KAPAGI PLASTIK AXOR
---	--	---

	MERCEDES NR ENTRA NR DESCRIPTION PARÇA ADI TYPE MARKASI	4572050640 50.10.749 BRACKET TO PULLEY GERGI KASNAK AYAGI 3240
--	--	--

	MERCEDES NR ENTRA NR DESCRIPTION PARÇA ADI TYPE MARKASI	9405010003 50.26.099 RESERVOIR GENLESME KABI AXOR
---	--	---

	MERCEDES NR ENTRA NR DESCRIPTION PARÇA ADI TYPE MARKASI	50.26.823 FAN BLADE PERVANE OM 360
---	--	---

	MERCEDES NR ENTRA NR DESCRIPTION PARÇA ADI TYPE MARKASI	4572003070 50.10.722 BELT TIGHTENER GERGI KASNAGI AXOR
---	--	--


	MERCEDES NR ENTRA NR DESCRIPTION PARÇA ADI TYPE MARKASI	4572003070 50.10.723 PULLEY FOR BELT GERGI KASNAGI AXOR
---	--	---


ASPAR OTOMOTİV SANAYİ VE DIŞ TİCARET LTD. ŞTİ.


DOLAPDERE SANAYİ SİT. 19.ADA NO26 İKİTELLİ / İSTANBUL / TÜRKİYE


TEL +90 212 671 72 61 - +90 212 671 61 49 FAX +90 212 671 61 27


MERCEDES 096


	MERCEDES NR ENTRA NR DESCRIPTION PARÇA ADI TYPE MARKASI	4572001070 50.10.724 BELT TIGHTENER HERGI KASNAGI KOMPLE AXOR	4572003070
---	--	---	------------


	MERCEDES NR ENTRA NR DESCRIPTION PARÇA ADI TYPE MARKASI	4572001470 50.10.725 BELT TIGHTENER HERGI KASNAGI KOMPLE AXOR	
---	--	---	--


	MERCEDES NR ENTRA NR DESCRIPTION PARÇA ADI TYPE MARKASI	9062002070 50.10.726 BELT TIGHTENER HERGI KASNAGI KOMPLE AXOR	371820111
---	--	---	-----------

	MERCEDES NR ENTRA NR DESCRIPTION PARÇA ADI TYPE MARKASI	4572001470 50.10.727 BELT TIGHTENER HERGI KASNAGI KOMPLE AXOR	4572002270
--	--	---	------------

	MERCEDES NR ENTRA NR DESCRIPTION PARÇA ADI TYPE MARKASI	9062004570 50.10.728 BELT TIGHTENER HERGI KASNAGI KOMPLE AXOR	
---	--	---	--

	MERCEDES NR ENTRA NR DESCRIPTION PARÇA ADI TYPE MARKASI	5412001670 50.10.729 BELT TIGHTENER HERGI KASNAGI KOMPLE TRAVEGO	
---	--	--	--

	MERCEDES NR ENTRA NR DESCRIPTION PARÇA ADI TYPE MARKASI	9405010003 50.26.098 RESERVOIR INPUSAT BIDONU	457
---	--	--	-----

	MERCEDES NR ENTRA NR DESCRIPTION PARÇA ADI TYPE MARKASI	4572001970 50.10.730 BELT TIGHTENER HERGI KASNAGI KOMPLE AXOR	
---	--	---	--

www.entra.com.tre-mail : entra@entra.com.tr


Orj. Parça no'ları referans olarak kullanılmıştır. Original parts no and brand name only for reference.


ASPAR OTOMOTİV SANAYİ VE DIŞ TİCARET LTD. ŞTİ.


DOLAPDERE SANAYİ SİT. 19.ADA NO26 İKİTELLİ / İSTANBUL / TÜRKİYE


TEL +90 212 671 72 61 - +90 212 671 61 49 FAX +90 212 671 61 27


MERCEDES 097


	MERCEDES NR	3460530101
	ENTRA NR	50.11.001
	DESCRIPTION	ENGINE VALVE
	PARÇA ADI	MOTOR SUBAP TK
	TYPE	OM 346
	MARKASI	


	MERCEDES NR	3460530001
	ENTRA NR	50.11.002
	DESCRIPTION	ENGINE VALVE
	PARÇA ADI	MOTOR SUBAP TK
	TYPE	OM 346-355-355H-355 A
	MARKASI	


	MERCEDES NR	3460530105	371820112
	ENTRA NR	50.11.003	
	DESCRIPTION	ENGINE VALVE	
	PARÇA ADI	MOTOR SUBAP TK	
	TYPE	OM 346	
	MARKASI		

	MERCEDES NR	3460530005
	ENTRA NR	50.11.004
	DESCRIPTION	ENGINE VALVE
	PARÇA ADI	MOTOR SUBAP TK
	TYPE	OM 346-355-355H-355 A
	MARKASI	

	MERCEDES NR	3550500127
	ENTRA NR	50.11.005
	DESCRIPTION	ENGINE VALVE
	PARÇA ADI	MOTOR SUBAP TK
	TYPE	OM 346-355-355H-355 A
	MARKASI	

	MERCEDES NR	3520530101
	ENTRA NR	50.11.006
	DESCRIPTION	ENGINE VALVE
	PARÇA ADI	MOTOR SUBAP TK
	TYPE	OM 314-352-352 A
	MARKASI	

	MERCEDES NR	3520530026
	ENTRA NR	50.11.007
	DESCRIPTION	ENGINE VALVE
	PARÇA ADI	MOTOR SUBAP TK
	TYPE	OM 314-352-352 A
	MARKASI	


	MERCEDES NR	3210530705
	ENTRA NR	50.11.008
	DESCRIPTION	ENGINE VALVE
	PARÇA ADI	MOTOR SUBAP TK
	TYPE	OM 314-352-352 A
	MARKASI	


ASPAR OTOMOTİV SANAYİ VE DIŞ TİCARET LTD. ŞTİ.


DOLAPDERE SANAYİ SİT. 19.ADA NO26 İKİTELLİ / İSTANBUL / TÜRKİYE


TEL +90 212 671 72 61 - +90 212 671 61 49 FAX +90 212 671 61 27


MERCEDES 098


	MERCEDES NR	3520531505
	ENTRA NR	50.11.009
	DESCRIPTION	ENGINE VALVE
	PARÇA ADI	MOTOR SUBAP TK
	TYPE	OM 314-352-352 A
	MARKASI	


	MERCEDES NR	3660500027
	ENTRA NR	50.11.010
	DESCRIPTION	ENGINE VALVE
	PARÇA ADI	MOTOR SUBAP TK
	TYPE	OM 314-352-352
	MARKASI	


	MERCEDES NR	3660500226	371820113
	ENTRA NR	50.11.011	
	DESCRIPTION	ENGINE VALVE	
	PARÇA ADI	MOTOR SUBAP TK	
	TYPE	OM 362LA TURBO-364	
	MARKASI		

	MERCEDES NR	3600500326
	ENTRA NR	50.11.012
	DESCRIPTION	ENGINE VALVE
	PARÇA ADI	MOTOR SUBAP TK
	TYPE	OM 327-360-360H
	MARKASI	

	MERCEDES NR	3550530001
	ENTRA NR	50.11.013
	DESCRIPTION	ENGINE VALVE
	PARÇA ADI	MOTOR SUBAP TK
	TYPE	OM 355A TURBO
	MARKASI	

	MERCEDES NR	3550530027
	ENTRA NR	50.11.014
	DESCRIPTION	ENGINE VALVE
	PARÇA ADI	MOTOR SUBAP TK
	TYPE	OM 355A TURBO
	MARKASI	

	MERCEDES NR	3550530005
	ENTRA NR	50.11.015
	DESCRIPTION	ENGINE VALVE
	PARÇA ADI	MOTOR SUBAP TK
	TYPE	OM 355A TURBO
	MARKASI	


	MERCEDES NR	3600530001
	ENTRA NR	50.11.016
	DESCRIPTION	ENGINE VALVE
	PARÇA ADI	MOTOR SUBAP TK
	TYPE	OM 327
	MARKASI	


ASPAR OTOMOTİV SANAYİ VE DIŞ TİCARET LTD. ŞTİ.


DOLAPDERE SANAYİ SİT. 19.ADA NO26 İKİTELLİ / İSTANBUL / TÜRKİYE


TEL +90 212 671 72 61 - +90 212 671 61 49 FAX +90 212 671 61 27


MERCEDES 099


	MERCEDES NR	3500500127
	ENTRA NR	50.11.017
	DESCRIPTION	ENGINE VALVE
	PARÇA ADI	MOTOR SUBAP TK
	TYPE	OM327-360-360H
	MARKASI	


	MERCEDES NR	3660500326
	ENTRA NR	50.11.018
	DESCRIPTION	ENGINE VALVE
	PARÇA ADI	MOTOR SUBAP TK
	TYPE	OM364A-TURBO-366A
	MARKASI	


	MERCEDES NR	3600500126	371820114
	ENTRA NR	50.11.019	
	DESCRIPTION	ENGINE VALVE	
	PARÇA ADI	MOTOR SUBAP TK	
	TYPE	OM 360A TURBO	
	MARKASI		

	MERCEDES NR	3600500226
	ENTRA NR	50.11.020
	DESCRIPTION	ENGINE VALVE
	PARÇA ADI	MOTOR SUBAP TK
	TYPE	OM 360A TURBO
	MARKASI	

	MERCEDES NR	4230500026
	ENTRA NR	50.11.021
	DESCRIPTION	ENGINE VALVE
	PARÇA ADI	MOTOR SUBAP TK
	TYPE	OM 401-401A TURBO
	MARKASI	

	MERCEDES NR	4230500427
	ENTRA NR	50.11.022
	DESCRIPTION	ENGINE VALVE
	PARÇA ADI	MOTOR SUBAP TK
	TYPE	OM 401-401A TURBO
	MARKASI	

	MERCEDES NR	4220500226
	ENTRA NR	50.11.023
	DESCRIPTION	ENGINE VALVE
	PARÇA ADI	MOTOR SUBAP TK
	TYPE	OM 401-402-403-404
	MARKASI	

	MERCEDES NR	4420500226
	ENTRA NR	50.11.024
	DESCRIPTION	ENGINE VALVE
	PARÇA ADI	MOTOR SUBAP TK
	TYPE	421-422-423A/LA
	MARKASI	

www.entra.com.tre-mail : entra@entra.com.tr


Orj. Parça no'ları referans olarak kullanılmıştır. Original parts no and brand name only for reference.


ASPAR OTOMOTİV SANAYİ VE DIŞ TİCARET LTD. ŞTİ.


DOLAPDERE SANAYİ SİT. 19.ADA NO26 İKİTELLİ / İSTANBUL / TÜRKİYE


TEL +90 212 671 72 61 - +90 212 671 61 49 FAX +90 212 671 61 27


MERCEDES 100


	MERCEDES NR	4420530001
	ENTRA NR	50.11.025
	DESCRIPTION	ENGINE VALVE
	PARÇA ADI	MOTOR SUBAP TK
	TYPE	442/A TURBO/ LA
	MARKASI	


	MERCEDES NR	4420500026
	ENTRA NR	50.11.026
	DESCRIPTION	ENGINE VALVE
	PARÇA ADI	MOTOR SUBAP TK
	TYPE	
	MARKASI	


	MERCEDES NR	4220530101	371820115
	ENTRA NR	50.11.027	
	DESCRIPTION	ENGINE VALVE	
	PARÇA ADI	MOTOR SUBAP TK	
	TYPE		
	MARKASI		


	MERCEDES NR	4420500027
	ENTRA NR	50.11.028
	DESCRIPTION	ENGINE VALVE
	PARÇA ADI	MOTOR SUBAP TK
	TYPE	OM 401-402-403-404
	MARKASI	


	MERCEDES NR	4420500427
	ENTRA NR	50.11.029
	DESCRIPTION	ENGINE VALVE
	PARÇA ADI	MOTOR SUBAP TK
	TYPE	OM 407AH-441A/LA
	MARKASI	


	MERCEDES NR	4420500526
	ENTRA NR	50.11.030
	DESCRIPTION	ENGINE VALVE
	PARÇA ADI	MOTOR SUBAP TK
	TYPE	OM 441/A/LA TURBO
	MARKASI	


	MERCEDES NR	4420500327
	ENTRA NR	50.11.031
	DESCRIPTION	ENGINE VALVE
	PARÇA ADI	MOTOR SUBAP TK
	TYPE	OM 423 A/LA TURBO
	MARKASI	


	MERCEDES NR	4220500127
	ENTRA NR	50.11.032
	DESCRIPTION	ENGINE VALVE
	PARÇA ADI	MOTOR SUBAP TK
	TYPE	OM 441/A/LA TURBO
	MARKASI	


	MERCEDES NR	4420500227
	ENTRA NR	50.11.033
	DESCRIPTION	ENGINE VALVE
	PARÇA ADI	MOTOR SUBAP TK
	TYPE	TURBO-442/A
	MARKASI	


	MERCEDES NR	3600500227
	ENTRA NR	50.11.034
	DESCRIPTION	ENGINE VALVE
	PARÇA ADI	MOTOR SUBAP TK
	TYPE	OM 606.910
	MARKASI	


	MERCEDES NR	6010531201	371820116
	ENTRA NR	50.11.035	
	DESCRIPTION	ENGINE VALVE	
	PARÇA ADI	MOTOR SUBAP TK	
	TYPE	OM 606.910	
	MARKASI		


	MERCEDES NR	6010502127
	ENTRA NR	50.11.036
	DESCRIPTION	ENGINE VALVE
	PARÇA ADI	MOTOR SUBAP TK
	TYPE	OM 602/OM 601
	MARKASI	


	MERCEDES NR	3270530701
	ENTRA NR	50.11.037
	DESCRIPTION	ENGINE VALVE
	PARÇA ADI	MOTOR SUBAP TK
	TYPE	OM 327-360-360H
	MARKASI	


	MERCEDES NR	3270530705
	ENTRA NR	50.11.038
	DESCRIPTION	ENGINE VALVE
	PARÇA ADI	MOTOR SUBAP TK
	TYPE	OM 327
	MARKASI	


	MERCEDES NR	3660500227
	ENTRA NR	50.11.039
	DESCRIPTION	ENGINE VALVE
	PARÇA ADI	MOTOR SUBAP TK
	TYPE	OM 364-366
	MARKASI	


	MERCEDES NR	3660500627
	ENTRA NR	50.11.040
	DESCRIPTION	ENGINE VALVE
	PARÇA ADI	MOTOR SUBAP TK
	TYPE	
	MARKASI	


	MERCEDES NR	3630530101
	ENTRA NR	50.11.041
	DESCRIPTION	ENGINE VALVE
	PARÇA ADI	MOTOR SUBAP TK
	TYPE	OM 639
	MARKASI	


	MERCEDES NR	3630530301
	ENTRA NR	50.11.042
	DESCRIPTION	ENGINE VALVE
	PARÇA ADI	MOTOR SUBAP TK
	TYPE	OM 639
	MARKASI	


	MERCEDES NR	3630500027	371820117
	ENTRA NR	50.11.043	
	DESCRIPTION	ENGINE VALVE	
	PARÇA ADI	MOTOR SUBAP TK	
	TYPE	OM 639	
	MARKASI		


	MERCEDES NR	6210531101
	ENTRA NR	50.11.044
	DESCRIPTION	ENGINE VALVE
	PARÇA ADI	MOTOR SUBAP TK
	TYPE	OM 621
	MARKASI	


	MERCEDES NR	6210531505
	ENTRA NR	50.11.045
	DESCRIPTION	ENGINE VALVE
	PARÇA ADI	MOTOR SUBAP TK
	TYPE	OM 621
	MARKASI	


	MERCEDES NR	6060531101
	ENTRA NR	50.11.046
	DESCRIPTION	ENGINE VALVE
	PARÇA ADI	MOTOR SUBAP TK
	TYPE	OM 605.910/911/912
	MARKASI	


	MERCEDES NR	6060530705
	ENTRA NR	50.11.047
	DESCRIPTION	ENGINE VALVE
	PARÇA ADI	MOTOR SUBAP TK
	TYPE	OM 605.910/911/912
	MARKASI	


	MERCEDES NR	6060501127
	ENTRA NR	50.11.048
	DESCRIPTION	ENGINE VALVE
	PARÇA ADI	MOTOR SUBAP TK
	TYPE	OM 605.910/911/912
	MARKASI	


	MERCEDES NR	6060530701
	ENTRA NR	50.11.049
	DESCRIPTION	ENGINE VALVE
	PARÇA ADI	MOTOR SUBAP TK
	TYPE	OM 606.910
	MARKASI	


	MERCEDES NR	6060530305
	ENTRA NR	50.11.050
	DESCRIPTION	ENGINE VALVE
	PARÇA ADI	MOTOR SUBAP TK
	TYPE	OM 606.910
	MARKASI	


	MERCEDES NR	6010501201	371820118
	ENTRA NR	50.11.051	
	DESCRIPTION	ENGINE VALVE	
	PARÇA ADI	MOTOR SUBAP TK	
	TYPE	OM 602/OM 601	
	MARKASI		


	MERCEDES NR	6160530301
	ENTRA NR	50.11.052
	DESCRIPTION	ENGINE VALVE
	PARÇA ADI	MOTOR SUBAP TK
	TYPE	OM 616
	MARKASI	


	MERCEDES NR	6160500527
	ENTRA NR	50.11.053
	DESCRIPTION	ENGINE VALVE
	PARÇA ADI	MOTOR SUBAP TK
	TYPE	OM 616
	MARKASI	


	MERCEDES NR	6170530001
	ENTRA NR	50.11.054
	DESCRIPTION	ENGINE VALVE
	PARÇA ADI	MOTOR SUBAP TK
	TYPE	OM 617
	MARKASI	


	MERCEDES NR	6170500027
	ENTRA NR	50.11.055
	DESCRIPTION	ENGINE VALVE
	PARÇA ADI	MOTOR SUBAP TK
	TYPE	OM 617
	MARKASI	


	MERCEDES NR	6150530101
	ENTRA NR	50.11.056
	DESCRIPTION	ENGINE VALVE
	PARÇA ADI	MOTOR SUBAP TK
	TYPE	OM 616
	MARKASI	


	MERCEDES NR	6150530705
	ENTRA NR	50.11.057
	DESCRIPTION	ENGINE VALVE
	PARÇA ADI	MOTOR SUBAP TK
	TYPE	OM 616
	MARKASI	


	MERCEDES NR	9060500326
	ENTRA NR	50.11.058
	DESCRIPTION	ENGINE VALVE
	PARÇA ADI	MOTOR SUBAP TK
	TYPE	OM 904/OM 906
	MARKASI	


	MERCEDES NR	9060500526	371820119
	ENTRA NR	50.11.059	
	DESCRIPTION	ENGINE VALVE	
	PARÇA ADI	MOTOR SUBAP TK	
	TYPE		
	MARKASI		

	MERCEDES NR	9060500626
	ENTRA NR	50.11.060
	DESCRIPTION	ENGINE VALVE
	PARÇA ADI	MOTOR SUBAP TK
	TYPE	OM 904/OM 906
	MARKASI	

	MERCEDES NR	9060500327
	ENTRA NR	50.11.061
	DESCRIPTION	ENGINE VALVE
	PARÇA ADI	MOTOR SUBAP TK
	TYPE	OM 904/OM 906
	MARKASI	

	MERCEDES NR	9060500627
	ENTRA NR	50.11.062
	DESCRIPTION	ENGINE VALVE
	PARÇA ADI	MOTOR SUBAP TK
	TYPE	OM 904/OM 906
	MARKASI	

	MERCEDES NR	9060500727
	ENTRA NR	50.11.063
	DESCRIPTION	ENGINE VALVE
	PARÇA ADI	MOTOR SUBAP TK
	TYPE	OM 904/OM 906
	MARKASI	


	MERCEDES NR	9060160791
	ENTRA NR	50.11.064
	DESCRIPTION	ENGINE VALVE
	PARÇA ADI	MOTOR SUBAP TK
	TYPE	OM 904/OM 906
	MARKASI	


ASPAR OTOMOTİV SANAYİ VE DIŞ TİCARET LTD. ŞTİ.


DOLAPDERE SANAYİ SİT. 19.ADA NO26 İKİTELLİ / İSTANBUL / TÜRKİYE


TEL +90 212 671 72 61 - +90 212 671 61 49 FAX +90 212 671 61 27


MERCEDES 105


	MERCEDES NR ENTRA NR DESCRIPTION PARÇA ADI TYPE MARKASI	6010531701 50.11.065 ENGINE VALVE MOTOR SUBAP TK OM 601/OM 602
---	--	--


	MERCEDES NR ENTRA NR DESCRIPTION PARÇA ADI TYPE MARKASI	6010530401 50.11.066 ENGINE VALVE MOTOR SUBAP TK
---	--	---


	MERCEDES NR ENTRA NR DESCRIPTION PARÇA ADI TYPE MARKASI	6010501227 50.11.067 ENGINE VALVE MOTOR SUBAP TK OM 364	371820120
---	--	---	-----------


	MERCEDES NR ENTRA NR DESCRIPTION PARÇA ADI TYPE MARKASI	3660501226 50.11.068 ENGINE VALVE MOTOR SUBAP TK OM 457/OM
--	--	--


	MERCEDES NR ENTRA NR DESCRIPTION PARÇA ADI TYPE MARKASI	5410500226 50.11.069 ENGINE VALVE MOTOR SUBAP TK OM 457/OM
---	--	--


	MERCEDES NR ENTRA NR DESCRIPTION PARÇA ADI TYPE MARKASI	5410500227 50.11.070 ENGINE VALVE MOTOR SUBAP TK OM 457/OM
---	--	--


	MERCEDES NR ENTRA NR DESCRIPTION PARÇA ADI TYPE MARKASI	5410160791 50.11.071 ENGINE VALVE MOTOR SUBAP TK
---	--	---


	MERCEDES NR ENTRA NR DESCRIPTION PARÇA ADI TYPE MARKASI	6110530101 50.11.072 ENGINE VALVE MOTOR SUBAP TK
---	--	---


	MERCEDES NR	6110530401
	ENTRA NR	50.11.073
	DESCRIPTION	ENGINE VALVE
	PARÇA ADI	MOTOR SUBAP TK
	TYPE	
	MARKASI	


	MERCEDES NR	6110530105
	ENTRA NR	50.11.074
	DESCRIPTION	ENGINE VALVE
	PARÇA ADI	MOTOR SUBAP TK
	TYPE	
	MARKASI	


	MERCEDES NR	6110500127	371820121
	ENTRA NR	50.11.075	
	DESCRIPTION	ENGINE VALVE	
	PARÇA ADI	MOTOR SUBAP TK	
	TYPE		
	MARKASI		


	MERCEDES NR	4030530901
	ENTRA NR	50.11.076
	DESCRIPTION	ENGINE VALVE
	PARÇA ADI	MOTOR SUBAP TK
	TYPE	
	MARKASI	


	MERCEDES NR	4030501027
	ENTRA NR	50.11.077
	DESCRIPTION	ENGINE VALVE
	PARÇA ADI	MOTOR SUBAP TK
	TYPE	
	MARKASI	


	MERCEDES NR	6010502327
	ENTRA NR	50.11.078
	DESCRIPTION	ENGINE VALVE
	PARÇA ADI	MOTOR SUBAP TK
	TYPE	OM 602
	MARKASI	


	MERCEDES NR	1300530101
	ENTRA NR	50.11.079
	DESCRIPTION	ENGINE VALVE
	PARÇA ADI	MOTOR SUBAP TK
	TYPE	M180/M108/M114/M129/
	MARKASI	


	MERCEDES NR	1150500027
	ENTRA NR	50.11.080
	DESCRIPTION	ENGINE VALVE
	PARÇA ADI	MOTOR SUBAP TK
	TYPE	M180/M108/M114/M129/
	MARKASI	


	MERCEDES NR	1150530027
	ENTRA NR	50.11.081
	DESCRIPTION	ENGINE VALVE
	PARÇA ADI	MOTOR SUBAP TK
	TYPE	
	MARKASI	


	MERCEDES NR	1230530101
	ENTRA NR	50.11.082
	DESCRIPTION	ENGINE VALVE
	PARÇA ADI	MOTOR SUBAP TK
	TYPE	M180/M113/M108
	MARKASI	


	MERCEDES NR	1030532301	371820122
	ENTRA NR	50.11.083	
	DESCRIPTION	ENGINE VALVE	
	PARÇA ADI	MOTOR SUBAP TK	
	TYPE	M180/M113/M108	
	MARKASI		


	MERCEDES NR	1030532101
	ENTRA NR	50.11.084
	DESCRIPTION	ENGINE VALVE
	PARÇA ADI	MOTOR SUBAP TK
	TYPE	
	MARKASI	


	MERCEDES NR	1030501327
	ENTRA NR	50.11.085
	DESCRIPTION	ENGINE VALVE
	PARÇA ADI	MOTOR SUBAP TK
	TYPE	M180/M113/M108
	MARKASI	


	MERCEDES NR	2120530001
	ENTRA NR	50.11.086
	DESCRIPTION	ENGINE VALVE
	PARÇA ADI	MOTOR SUBAP TK
	TYPE	M 121
	MARKASI	


	MERCEDES NR	1210531505
	ENTRA NR	50.11.087
	DESCRIPTION	ENGINE VALVE
	PARÇA ADI	MOTOR SUBAP TK
	TYPE	M 121
	MARKASI	


	MERCEDES NR	1100530601
	ENTRA NR	50.11.088
	DESCRIPTION	ENGINE VALVE
	PARÇA ADI	MOTOR SUBAP TK
	TYPE	M 110
	MARKASI	


	MERCEDES NR	1100500027
	ENTRA NR	50.11.089
	DESCRIPTION	ENGINE VALVE
	PARÇA ADI	MOTOR SUBAP TK
	TYPE	M 110/M116
	MARKASI	


	MERCEDES NR	1100500726
	ENTRA NR	50.11.090
	DESCRIPTION	ENGINE VALVE
	PARÇA ADI	MOTOR SUBAP TK
	TYPE	M 110
	MARKASI	


	MERCEDES NR	1170500127	371820123
	ENTRA NR	50.11.091	
	DESCRIPTION	ENGINE VALVE	
	PARÇA ADI	MOTOR SUBAP TK	
	TYPE	M 110/M116/M117	
	MARKASI		


	MERCEDES NR	1210530401
	ENTRA NR	50.11.092
	DESCRIPTION	ENGINE VALVE
	PARÇA ADI	MOTOR SUBAP TK
	TYPE	M 121
	MARKASI	


	MERCEDES NR	1150530201
	ENTRA NR	50.11.093
	DESCRIPTION	ENGINE VALVE
	PARÇA ADI	MOTOR SUBAP TK
	TYPE	M 115
	MARKASI	


	MERCEDES NR	1160500126
	ENTRA NR	50.11.094
	DESCRIPTION	ENGINE VALVE
	PARÇA ADI	MOTOR SUBAP TK
	TYPE	M 116
	MARKASI	


	MERCEDES NR	1160500027
	ENTRA NR	50.11.095
	DESCRIPTION	ENGINE VALVE
	PARÇA ADI	MOTOR SUBAP TK
	TYPE	M 116
	MARKASI	


	MERCEDES NR	1160500426
	ENTRA NR	50.11.096
	DESCRIPTION	ENGINE VALVE
	PARÇA ADI	MOTOR SUBAP TK
	TYPE	M 116
	MARKASI	


	MERCEDES NR	1030532001
	ENTRA NR	50.11.097
	DESCRIPTION	ENGINE VALVE
	PARÇA ADI	MOTOR SUBAP TK
	TYPE	M 103
	MARKASI	


	MERCEDES NR	1030501727
	ENTRA NR	50.11.098
	DESCRIPTION	ENGINE VALVE
	PARÇA ADI	MOTOR SUBAP TK
	TYPE	M 103
	MARKASI	


	MERCEDES NR	1020530601	371820124
	ENTRA NR	50.11.099	
	DESCRIPTION	ENGINE VALVE	
	PARÇA ADI	MOTOR SUBAP TK	
	TYPE	M 102	
	MARKASI		


	MERCEDES NR	1020500427
	ENTRA NR	50.11.100
	DESCRIPTION	ENGINE VALVE
	PARÇA ADI	MOTOR SUBAP TK
	TYPE	M 102
	MARKASI	


	MERCEDES NR	1020531801
	ENTRA NR	50.11.101
	DESCRIPTION	ENGINE VALVE
	PARÇA ADI	MOTOR SUBAP TK
	TYPE	M 102
	MARKASI	


	MERCEDES NR	1020500327
	ENTRA NR	50.11.102
	DESCRIPTION	ENGINE VALVE
	PARÇA ADI	MOTOR SUBAP TK
	TYPE	M 102
	MARKASI	


	MERCEDES NR	1110530201
	ENTRA NR	50.11.103
	DESCRIPTION	ENGINE VALVE
	PARÇA ADI	MOTOR SUBAP TK
	TYPE	M120.982/M111.941E20/
	MARKASI	


	MERCEDES NR	1110530101
	ENTRA NR	50.11.104
	DESCRIPTION	ENGINE VALVE
	PARÇA ADI	MOTOR SUBAP TK
	TYPE	
	MARKASI	


	MERCEDES NR	1110500527
	ENTRA NR	50.11.105
	DESCRIPTION	ENGINE VALVE
	PARÇA ADI	MOTOR SUBAP TK
	TYPE	M120.982/M111.941E20/
	MARKASI	


	MERCEDES NR	1110531101
	ENTRA NR	50.11.106
	DESCRIPTION	ENGINE VALVE
	PARÇA ADI	MOTOR SUBAP TK
	TYPE	M111.942
	MARKASI	


	MERCEDES NR	1110501227	371820125
	ENTRA NR	50.11.172	
	DESCRIPTION	ENGINE VALVE	
	PARÇA ADI	MOTOR SUBAP TK	
	TYPE	M111.942	
	MARKASI		


	MERCEDES NR	1150500226
	ENTRA NR	50.11.107
	DESCRIPTION	ENGINE VALVE
	PARÇA ADI	MOTOR SUBAP TK
	TYPE	M 115
	MARKASI	


	MERCEDES NR	1020531701
	ENTRA NR	50.11.108
	DESCRIPTION	ENGINE VALVE
	PARÇA ADI	MOTOR SUBAP TK
	TYPE	M 102
	MARKASI	


	MERCEDES NR	1800530401
	ENTRA NR	50.11.109
	DESCRIPTION	ENGINE VALVE
	PARÇA ADI	MOTOR SUBAP TK
	TYPE	M 180
	MARKASI	


	MERCEDES NR	1800531505
	ENTRA NR	50.11.110
	DESCRIPTION	ENGINE VALVE
	PARÇA ADI	MOTOR SUBAP TK
	TYPE	M 180
	MARKASI	


	MERCEDES NR	1210530001
	ENTRA NR	50.11.111
	DESCRIPTION	ENGINE VALVE
	PARÇA ADI	MOTOR SUBAP TK
	TYPE	M 121
	MARKASI	


	MERCEDES NR	1110530401
	ENTRA NR	50.11.112
	DESCRIPTION	ENGINE VALVE
	PARÇA ADI	MOTOR SUBAP TK
	TYPE	111,920 E18
	MARKASI	


	MERCEDES NR	1110500627
	ENTRA NR	50.11.113
	DESCRIPTION	ENGINE VALVE
	PARÇA ADI	MOTOR SUBAP TK
	TYPE	111,920 E18
	MARKASI	


	MERCEDES NR	1040531001	371820126
	ENTRA NR	50.11.114	
	DESCRIPTION	ENGINE VALVE	
	PARÇA ADI	MOTOR SUBAP TK	
	TYPE	M104.980/M104/M104.98	
	MARKASI		


	MERCEDES NR	1040501427
	ENTRA NR	50.11.115
	DESCRIPTION	ENGINE VALVE
	PARÇA ADI	MOTOR SUBAP TK
	TYPE	M104.980/M104/M104.98
	MARKASI	


	MERCEDES NR	1040531401
	ENTRA NR	50.11.116
	DESCRIPTION	ENGINE VALVE
	PARÇA ADI	MOTOR SUBAP TK
	TYPE	120.980 981/120.980
	MARKASI	


	MERCEDES NR	1040501727
	ENTRA NR	50.11.117
	DESCRIPTION	ENGINE VALVE
	PARÇA ADI	MOTOR SUBAP TK
	TYPE	120.980 981/120.980
	MARKASI	


	MERCEDES NR	1020531401
	ENTRA NR	50.11.118
	DESCRIPTION	ENGINE VALVE
	PARÇA ADI	MOTOR SUBAP TK
	TYPE	M102
	MARKASI	


	MERCEDES NR	1020501027
	ENTRA NR	50.11.119
	DESCRIPTION	ENGINE VALVE
	PARÇA ADI	MOTOR SUBAP TK
	TYPE	M102
	MARKASI	


	MERCEDES NR	1170500126
	ENTRA NR	50.11.120
	DESCRIPTION	ENGINE VALVE
	PARÇA ADI	MOTOR SUBAP TK
	TYPE	M117
	MARKASI	


	MERCEDES NR	1190530501
	ENTRA NR	50.11.121
	DESCRIPTION	ENGINE VALVE
	PARÇA ADI	MOTOR SUBAP TK
	TYPE	M119
	MARKASI	


	MERCEDES NR	1190531801	371820127
	ENTRA NR	50.11.122	
	DESCRIPTION	ENGINE VALVE	
	PARÇA ADI	MOTOR SUBAP TK	
	TYPE	M119	
	MARKASI		


	MERCEDES NR	1190500527
	ENTRA NR	50.11.123
	DESCRIPTION	ENGINE VALVE
	PARÇA ADI	MOTOR SUBAP TK
	TYPE	M119
	MARKASI	


	MERCEDES NR	1190501027
	ENTRA NR	50.11.124
	DESCRIPTION	ENGINE VALVE
	PARÇA ADI	MOTOR SUBAP TK
	TYPE	M119
	MARKASI	


	MERCEDES NR	1150500126
	ENTRA NR	50.11.173
	DESCRIPTION	ENGINE VALVE
	PARÇA ADI	MOTOR SUBAP TK
	TYPE	M115
	MARKASI	


	MERCEDES NR	1150530101
	ENTRA NR	50.11.125
	DESCRIPTION	ENGINE VALVE
	PARÇA ADI	MOTOR SUBAP TK
	TYPE	M115
	MARKASI	


	MERCEDES NR	6160530201
	ENTRA NR	50.11.126
	DESCRIPTION	ENGINE VALVE
	PARÇA ADI	MOTOR SUBAP TK
	TYPE	OM 616
	MARKASI	


	MERCEDES NR	6160500027
	ENTRA NR	50.11.127
	DESCRIPTION	ENGINE VALVE
	PARÇA ADI	MOTOR SUBAP TK
	TYPE	OM 616
	MARKASI	


	MERCEDES NR	1660530101
	ENTRA NR	50.11.128
	DESCRIPTION	ENGINE VALVE
	PARÇA ADI	MOTOR SUBAP TK
	TYPE	M166.94E14
	MARKASI	


	MERCEDES NR	1660500327	371820128
	ENTRA NR	50.11.129	
	DESCRIPTION	ENGINE VALVE	
	PARÇA ADI	MOTOR SUBAP TK	
	TYPE		
	MARKASI		

	MERCEDES NR	1160530201
	ENTRA NR	50.11.130
	DESCRIPTION	ENGINE VALVE
	PARÇA ADI	MOTOR SUBAP TK
	TYPE	
	MARKASI	

	MERCEDES NR	1160500427
	ENTRA NR	50.11.131
	DESCRIPTION	ENGINE VALVE
	PARÇA ADI	MOTOR SUBAP TK
	TYPE	M166.94E18
	MARKASI	

	MERCEDES NR	1110531201
	ENTRA NR	50.11.132
	DESCRIPTION	ENGINE VALVE
	PARÇA ADI	MOTOR SUBAP TK
	TYPE	111,920 E18
	MARKASI	

	MERCEDES NR	1110501327
	ENTRA NR	50.11.133
	DESCRIPTION	ENGINE VALVE
	PARÇA ADI	MOTOR SUBAP TK
	TYPE	111,920 E18
	MARKASI	


	MERCEDES NR	1130530001
	ENTRA NR	50.11.134
	DESCRIPTION	ENGINE VALVE
	PARÇA ADI	MOTOR SUBAP TK
	TYPE	M112.910E24
	MARKASI	


ASPAR OTOMOTİV SANAYİ VE DIŞ TİCARET LTD. ŞTİ.


DOLAPDERE SANAYİ SİT. 19.ADA NO26 İKİTELLİ / İSTANBUL / TÜRKİYE


TEL +90 212 671 72 61 - +90 212 671 61 49 FAX +90 212 671 61 27


MERCEDES 114


	MERCEDES NR ENTRA NR DESCRIPTION PARÇA ADI TYPE MARKASI	1130500127 50.11.135 ENGINE VALVE MOTOR SUBAP TK M112.910E24
---	--	--


	MERCEDES NR ENTRA NR DESCRIPTION PARÇA ADI TYPE MARKASI	1660530201 50.11.136 ENGINE VALVE MOTOR SUBAP TK M166.990E19
---	--	--


	MERCEDES NR ENTRA NR DESCRIPTION PARÇA ADI TYPE MARKASI	1660500427 50.11.137 ENGINE VALVE MOTOR SUBAP TK M166.990E19	371820129
---	--	--	-----------

	MERCEDES NR ENTRA NR DESCRIPTION PARÇA ADI TYPE MARKASI	1110501427 50.11.138 ENGINE VALVE MOTOR SUBAP TK M111.443E20
--	--	--

	MERCEDES NR ENTRA NR DESCRIPTION PARÇA ADI TYPE MARKASI	1130530101 50.11.139 ENGINE VALVE MOTOR SUBAP TK M112.912E24/M112920E
---	--	---

	MERCEDES NR ENTRA NR DESCRIPTION PARÇA ADI TYPE MARKASI	1130500227 50.11.140 ENGINE VALVE MOTOR SUBAP TK M112.912E24/M112920E
---	--	---

	MERCEDES NR ENTRA NR DESCRIPTION PARÇA ADI TYPE MARKASI	1130530201 50.11.141 ENGINE VALVE MOTOR SUBAP TK M113.960E50/113.961E5
---	--	--

	MERCEDES NR ENTRA NR DESCRIPTION PARÇA ADI TYPE MARKASI	3270530830 50.13.001 VALVE GUIDE SUBAP GAYDI TK OM 327-302
---	--	--

www.entra.com.tre-mail : entra@entra.com.tr


Orj. Parça no'ları referans olarak kullanılmıştır. Original parts no and brand name only for reference.


ASPAR OTOMOTİV SANAYİ VE DIŞ TİCARET LTD. ŞTİ.


DOLAPDERE SANAYİ SİT. 19.ADA NO26 İKİTELLİ / İSTANBUL / TÜRKİYE


TEL +90 212 671 72 61 - +90 212 671 61 49 FAX +90 212 671 61 27


MERCEDES 115


	MERCEDES NR ENTRA NR DESCRIPTION PARÇA ADI TYPE MARKASI	3270531430 50.13.002 VALVE GUIDE SUBAP GAYDI TK OM 327-302
---	--	--


	MERCEDES NR ENTRA NR DESCRIPTION PARÇA ADI TYPE MARKASI	3460530929 50.13.003 VALVE GUIDE SUBAP GAYDI TK OM 346-355/A TURBO
---	--	--


	MERCEDES NR ENTRA NR DESCRIPTION PARÇA ADI TYPE MARKASI	3550530330 50.13.004 VALVE GUIDE SUBAP GAYDI TK OM 346-355/A TURBO	371820130
---	--	--	-----------

	MERCEDES NR ENTRA NR DESCRIPTION PARÇA ADI TYPE MARKASI	3660530729 50.13.005 VALVE GUIDE SUBAP GAYDI TK OM 362LA TURBO-364
--	--	--

	MERCEDES NR ENTRA NR DESCRIPTION PARÇA ADI TYPE MARKASI	3520532229 50.13.006 VALVE GUIDE SUBAP GAYDI TK OM 362LA TURBO-364
---	--	--


	MERCEDES NR ENTRA NR DESCRIPTION PARÇA ADI TYPE MARKASI	3660530829 50.13.007 VALVE GUIDE SUBAP GAYDI TK OM 362LA TURBO-364
---	--	--


	MERCEDES NR ENTRA NR DESCRIPTION PARÇA ADI TYPE MARKASI	3520532429 50.13.008 VALVE GUIDE SUBAP GAYDI TK
---	--	--


	MERCEDES NR ENTRA NR DESCRIPTION PARÇA ADI TYPE MARKASI	3660530929 50.13.009 VALVE GUIDE SUBAP GAYDI TK OM 362LA TURBO-364
---	--	--


www.entra.com.tre-mail : entra@entra.com.tr


Orj. Parça no'ları referans olarak kullanılmıştır. Original parts no and brand name only for reference.


	MERCEDES NR	3520532329
	ENTRA NR	50.13.010
	DESCRIPTION	VALVE GUIDE
	PARÇA ADI	SUBAP GAYDI TK
	TYPE	
	MARKASI	


	MERCEDES NR	3660530230
	ENTRA NR	50.13.011
	DESCRIPTION	VALVE GUIDE
	PARÇA ADI	SUBAP GAYDI TK
	TYPE	OM 362LA TURBO-364
	MARKASI	


	MERCEDES NR	3520533730	371820131
	ENTRA NR	50.13.012	
	DESCRIPTION	VALVE GUIDE	
	PARÇA ADI	SUBAP GAYDI TK	
	TYPE		
	MARKASI		

	MERCEDES NR	3660530330
	ENTRA NR	50.13.013
	DESCRIPTION	VALVE GUIDE
	PARÇA ADI	SUBAP GAYDI TK
	TYPE	OM 362LA TURBO-364
	MARKASI	

	MERCEDES NR	3520533930
	ENTRA NR	50.13.014
	DESCRIPTION	VALVE GUIDE
	PARÇA ADI	SUBAP GAYDI TK
	TYPE	
	MARKASI	

	MERCEDES NR	3660530430
	ENTRA NR	50.13.015
	DESCRIPTION	VALVE GUIDE
	PARÇA ADI	SUBAP GAYDI TK
	TYPE	OM 362LA TURBO-364
	MARKASI	

	MERCEDES NR	3520533830
	ENTRA NR	50.13.016
	DESCRIPTION	VALVE GUIDE
	PARÇA ADI	SUBAP GAYDI TK
	TYPE	
	MARKASI	


	MERCEDES NR	3660530530
	ENTRA NR	50.13.017
	DESCRIPTION	VALVE GUIDE
	PARÇA ADI	SUBAP GAYDI TK
	TYPE	OM 362LA TURBO-364
	MARKASI	


ASPAR OTOMOTİV SANAYİ VE DIŞ TİCARET LTD. ŞTİ.


DOLAPDERE SANAYİ SİT. 19.ADA NO26 İKİTELLİ / İSTANBUL / TÜRKİYE


TEL +90 212 671 72 61 - +90 212 671 61 49 FAX +90 212 671 61 27


MERCEDES 117


	MERCEDES NR ENTRA NR DESCRIPTION PARÇA ADI TYPE MARKASI	3520534030 50.13.018 VALVE GUIDE SUBAP GAYDI TK
---	--	--


	MERCEDES NR ENTRA NR DESCRIPTION PARÇA ADI TYPE MARKASI	4220530430 50.13.019 VALVE GUIDE SUBAP GAYDI TK OM 401/A TURBO-402
---	--	--


	MERCEDES NR ENTRA NR DESCRIPTION PARÇA ADI TYPE MARKASI	4030530030 50.13.020 VALVE GUIDE SUBAP GAYDI TK TURBO-442/A/LA	371820132
---	--	--	-----------

	MERCEDES NR ENTRA NR DESCRIPTION PARÇA ADI TYPE MARKASI	4220530530 50.13.021 VALVE GUIDE SUBAP GAYDI TK OM 401/A TURBO-402
--	--	--

	MERCEDES NR ENTRA NR DESCRIPTION PARÇA ADI TYPE MARKASI	4030530130 50.13.022 VALVE GUIDE SUBAP GAYDI TK TURBO-442/A/LA
---	--	--


	MERCEDES NR ENTRA NR DESCRIPTION PARÇA ADI TYPE MARKASI	4220530630 50.13.023 VALVE GUIDE SUBAP GAYDI TK OM 401/A TURBO-402
---	--	--


	MERCEDES NR ENTRA NR DESCRIPTION PARÇA ADI TYPE MARKASI	4030530230 50.13.024 VALVE GUIDE SUBAP GAYDI TK TURBO-442/A/LA
---	--	--


	MERCEDES NR ENTRA NR DESCRIPTION PARÇA ADI TYPE MARKASI	6360531229 50.13.025 VALVE GUIDE SUBAP GAYDI TK OM 636-UNIMOG
---	--	---


www.entra.com.tre-mail : entra@entra.com.tr


Orj. Parça no'ları referans olarak kullanılmıştır. Original parts no and brand name only for reference.


	MERCEDES NR	6360530329
	ENTRA NR	50.13.026
	DESCRIPTION	VALVE GUIDE
	PARÇA ADI	SUBAP GAYDI TK
	TYPE	OM 636-UNIMOG
	MARKASI	


	MERCEDES NR	3120530230
	ENTRA NR	50.13.027
	DESCRIPTION	VALVE GUIDE
	PARÇA ADI	SUBAP GAYDI TK
	TYPE	OM 314-352
	MARKASI	


	MERCEDES NR	3120530630	371820133
	ENTRA NR	50.13.028	
	DESCRIPTION	VALVE GUIDE	
	PARÇA ADI	SUBAP GAYDI TK	
	TYPE	OM 314-352	
	MARKASI		

	MERCEDES NR	3120530830
	ENTRA NR	50.13.029
	DESCRIPTION	VALVE GUIDE
	PARÇA ADI	SUBAP GAYDI TK
	TYPE	OM 314-352
	MARKASI	

	MERCEDES NR	3120530530
	ENTRA NR	50.13.030
	DESCRIPTION	VALVE GUIDE
	PARÇA ADI	SUBAP GAYDI TK
	TYPE	OM 314-352
	MARKASI	

	MERCEDES NR	3120530730
	ENTRA NR	50.13.031
	DESCRIPTION	VALVE GUIDE
	PARÇA ADI	SUBAP GAYDI TK
	TYPE	OM 314-352
	MARKASI	

	MERCEDES NR	3120530930
	ENTRA NR	50.13.032
	DESCRIPTION	VALVE GUIDE
	PARÇA ADI	SUBAP GAYDI TK
	TYPE	OM 314-352
	MARKASI	


	MERCEDES NR	5410532930
	ENTRA NR	50.13.033
	DESCRIPTION	VALVE GUIDE
	PARÇA ADI	SUBAP GAYDI TK
	TYPE	OM 457/OM 501-502-541
	MARKASI	


ASPAR OTOMOTİV SANAYİ VE DIŐ TİCARET LTD. ŐTİ.


DOLAPDERE SANAYİ SİT. 19.ADA NO26 İKİTELLİ / İSTANBUL / TÜRKİYE


TEL +90 212 671 72 61 - +90 212 671 61 49 FAX +90 212 671 61 27


MERCEDES 119


	MERCEDES NR ENTRA NR DESCRIPTION PARÇA ADI TYPE MARKASI	5410532830 50.13.034 VALVE GUIDE SUBAP GAYDI TK OM 457/OM 501-502-541
---	--	---


	MERCEDES NR ENTRA NR DESCRIPTION PARÇA ADI TYPE MARKASI	4570531330 50.13.035 VALVE GUIDE SUBAP GAYDI TK OM 457/OM 501-502-541
---	--	---


	MERCEDES NR ENTRA NR DESCRIPTION PARÇA ADI TYPE MARKASI	5410531330 50.13.036 VALVE GUIDE SUBAP GAYDI TK OM 457/OM 501-502-541	371820134
---	--	---	-----------

	MERCEDES NR ENTRA NR DESCRIPTION PARÇA ADI TYPE MARKASI	5410532730 50.13.037 VALVE GUIDE SUBAP GAYDI TK OM 457/OM 501-502-541
--	--	---

	MERCEDES NR ENTRA NR DESCRIPTION PARÇA ADI TYPE MARKASI	5410531230 50.13.038 VALVE GUIDE SUBAP GAYDI TK OM 457/OM 501-502-541
---	--	---

	MERCEDES NR ENTRA NR DESCRIPTION PARÇA ADI TYPE MARKASI	6010500624 50.13.039 VALVE GUIDE SUBAP GAYDI TK OM601.911/912/OM602.9
---	--	---

	MERCEDES NR ENTRA NR DESCRIPTION PARÇA ADI TYPE MARKASI	6010500724 50.13.040 VALVE GUIDE SUBAP GAYDI TK OM601.911/912/OM602.9
---	--	---


	MERCEDES NR ENTRA NR DESCRIPTION PARÇA ADI TYPE MARKASI	6010500924 50.13.041 VALVE GUIDE SUBAP GAYDI TK OM601.911/912/OM602.9
---	--	---


ASPAR OTOMOTİV SANAYİ VE DIŞ TİCARET LTD. ŞTİ.


DOLAPDERE SANAYİ SİT. 19.ADA NO26 İKİTELLİ / İSTANBUL / TÜRKİYE


TEL +90 212 671 72 61 - +90 212 671 61 49 FAX +90 212 671 61 27


MERCEDES 120


	MERCEDES NR ENTRA NR DESCRIPTION PARÇA ADI TYPE MARKASI	6010500924 50.13.042 VALVE GUIDE SUBAP GAYDI TK OM601.911/912/OM602.9
---	--	---


	MERCEDES NR ENTRA NR DESCRIPTION PARÇA ADI TYPE MARKASI	6110531529 50.13.043 VALVE GUIDE SUBAP GAYDI TK OM621/OM615/OM615.9
---	--	---


	MERCEDES NR ENTRA NR DESCRIPTION PARÇA ADI TYPE MARKASI	6160530329 50.13.044 VALVE GUIDE SUBAP GAYDI TK OM616.915/930/OM616	371820135
---	--	---	-----------

	MERCEDES NR ENTRA NR DESCRIPTION PARÇA ADI TYPE MARKASI	6210531629 50.13.045 VALVE GUIDE SUBAP GAYDI TK OM621/OM615/OM615.9
---	--	---

	MERCEDES NR ENTRA NR DESCRIPTION PARÇA ADI TYPE MARKASI	6160530429 50.13.046 VALVE GUIDE SUBAP GAYDI TK OM616.915/930/OM616
---	--	---


	MERCEDES NR ENTRA NR DESCRIPTION PARÇA ADI TYPE MARKASI	6210533630 50.13.047 VALVE GUIDE SUBAP GAYDI TK OM601.911/912/OM602.9
---	--	---


	MERCEDES NR ENTRA NR DESCRIPTION PARÇA ADI TYPE MARKASI	6160530330 50.13.048 VALVE GUIDE SUBAP GAYDI TK OM616.915/930/OM616/
---	--	--


	MERCEDES NR ENTRA NR DESCRIPTION PARÇA ADI TYPE MARKASI	6210533730 50.13.049 VALVE GUIDE SUBAP GAYDI TK OM621/OM615/OM615.9
---	--	---


www.entra.com.tre-mail : entra@entra.com.tr


Orj. Parça no'ları referans olarak kullanılmıştır. Original parts no and brand name only for reference.


	MERCEDES NR ENTRA NR DESCRIPTION PARÇA ADI TYPE MARKASI	6210530430 50.13.050 VALVE GUIDE SUBAP GAYDI TK OM616.915/930/OM616
---	--	---


	MERCEDES NR ENTRA NR DESCRIPTION PARÇA ADI TYPE MARKASI	9060530130 50.13.051 VALVE GUIDE SUBAP GAYDI TK OM 904-906/A/LA
---	--	---


	MERCEDES NR ENTRA NR DESCRIPTION PARÇA ADI TYPE MARKASI	9060530230 50.13.052 VALVE GUIDE SUBAP GAYDI TK OM 904-906/A/LA	371820136
---	--	---	-----------

	MERCEDES NR ENTRA NR DESCRIPTION PARÇA ADI TYPE MARKASI	9060530330 50.13.053 VALVE GUIDE SUBAP GAYDI TK OM 904-906/A/LA
--	--	---

	MERCEDES NR ENTRA NR DESCRIPTION PARÇA ADI TYPE MARKASI	1300500124 50.13.054 VALVE GUIDE SUBAP GAYDI TK M121.940/M115/M180/M
---	--	--

	MERCEDES NR ENTRA NR DESCRIPTION PARÇA ADI TYPE MARKASI	1300500224 50.13.055 VALVE GUIDE SUBAP GAYDI TK M121.940/M115/M180/M
---	--	--

	MERCEDES NR ENTRA NR DESCRIPTION PARÇA ADI TYPE MARKASI	1300500324 50.13.056 VALVE GUIDE SUBAP GAYDI TK M121.940/M115/M180/M
---	--	--


	MERCEDES NR ENTRA NR DESCRIPTION PARÇA ADI TYPE MARKASI	1080500524 50.13.057 VALVE GUIDE SUBAP GAYDI TK M121.940/M115/M180/M
---	--	--


ASPAR OTOMOTİV SANAYİ VE DIŞ TİCARET LTD. ŞTİ.


DOLAPDERE SANAYİ SİT. 19.ADA NO26 İKİTELLİ / İSTANBUL / TÜRKİYE

TEL +90 212 671 72 61 - +90 212 671 61 49 FAX +90 212 671 61 27


MERCEDES 122


	MERCEDES NR ENTRA NR DESCRIPTION PARÇA ADI TYPE MARKASI	1080500724 50.13.058 VALVE GUIDE SUBAP GAYDI TK M121.940/M115/M180/M
---	--	--


	MERCEDES NR ENTRA NR DESCRIPTION PARÇA ADI TYPE MARKASI	1080500824 50.13.059 VALVE GUIDE SUBAP GAYDI TK M121.940/M115/M180/M
---	--	--


	MERCEDES NR ENTRA NR DESCRIPTION PARÇA ADI TYPE MARKASI	1270501124 50.13.060 VALVE GUIDE SUBAP GAYDI TK M114/M127/11	371820137
---	--	--	-----------

	MERCEDES NR ENTRA NR DESCRIPTION PARÇA ADI TYPE MARKASI	1270501224 50.13.061 VALVE GUIDE SUBAP GAYDI TK M114/M127/11
--	--	--

	MERCEDES NR ENTRA NR DESCRIPTION PARÇA ADI TYPE MARKASI	1100502624 50.13.062 VALVE GUIDE SUBAP GAYDI TK M110/M110.994
---	--	---

	MERCEDES NR ENTRA NR DESCRIPTION PARÇA ADI TYPE MARKASI	1100505424 50.13.063 VALVE GUIDE SUBAP GAYDI TK
---	--	--

	MERCEDES NR ENTRA NR DESCRIPTION PARÇA ADI TYPE MARKASI	1100502724 50.13.064 VALVE GUIDE SUBAP GAYDI TK M110/M110.994
---	--	---


	MERCEDES NR ENTRA NR DESCRIPTION PARÇA ADI TYPE MARKASI	1100505524 50.13.065 VALVE GUIDE SUBAP GAYDI TK
---	--	--


ASPAR OTOMOTİV SANAYİ VE DIŞ TİCARET LTD. ŞTİ.


DOLAPDERE SANAYİ SİT. 19.ADA NO26 İKİTELLİ / İSTANBUL / TÜRKİYE


TEL +90 212 671 72 61 - +90 212 671 61 49 FAX +90 212 671 61 27


MERCEDES 123


	MERCEDES NR ENTRA NR DESCRIPTION PARÇA ADI TYPE MARKASI	1100502824 50.13.066 VALVE GUIDE SUBAP GAYDI TK M110/M110.994
---	--	---


	MERCEDES NR ENTRA NR DESCRIPTION PARÇA ADI TYPE MARKASI	1100506224 50.13.067 VALVE GUIDE SUBAP GAYDI TK
---	--	--


	MERCEDES NR ENTRA NR DESCRIPTION PARÇA ADI TYPE MARKASI	1100504124 50.13.068 VALVE GUIDE SUBAP GAYDI TK M110/M110.994	371820138
---	--	---	-----------

	MERCEDES NR ENTRA NR DESCRIPTION PARÇA ADI TYPE MARKASI	1100505934 50.13.069 VALVE GUIDE SUBAP GAYDI TK
--	--	--

	MERCEDES NR ENTRA NR DESCRIPTION PARÇA ADI TYPE MARKASI	1100504224 50.13.070 VALVE GUIDE SUBAP GAYDI TK M110/M110.994
---	--	---

	MERCEDES NR ENTRA NR DESCRIPTION PARÇA ADI TYPE MARKASI	1100506024 50.13.071 VALVE GUIDE SUBAP GAYDI TK
---	--	--

	MERCEDES NR ENTRA NR DESCRIPTION PARÇA ADI TYPE MARKASI	1160503824 50.13.072 VALVE GUIDE SUBAP GAYDI TK M116/960/961/M116/962/
---	--	--


	MERCEDES NR ENTRA NR DESCRIPTION PARÇA ADI TYPE MARKASI	1170500624 50.13.073 VALVE GUIDE SUBAP GAYDI TK M116/960/961/M116/962/
---	--	--


ASPAR OTOMOTİV SANAYİ VE DIŞ TİCARET LTD. ŞTİ.


DOLAPDERE SANAYİ SİT. 19.ADA NO26 İKİTELLİ / İSTANBUL / TÜRKİYE


TEL +90 212 671 72 61 - +90 212 671 61 49 FAX +90 212 671 61 27


MERCEDES 124


	MERCEDES NR ENTRA NR DESCRIPTION PARÇA ADI TYPE MARKASI	1170500724 50.13.074 VALVE GUIDE SUBAP GAYDI TK M116/960/961/M116/962/
---	--	--


	MERCEDES NR ENTRA NR DESCRIPTION PARÇA ADI TYPE MARKASI	1170500824 50.13.075 VALVE GUIDE SUBAP GAYDI TK M116/960/961/M116/962/
---	--	--


	MERCEDES NR ENTRA NR DESCRIPTION PARÇA ADI TYPE MARKASI	1160504924 50.13.076 VALVE GUIDE SUBAP GAYDI TK 371820139
---	--	---


	MERCEDES NR ENTRA NR DESCRIPTION PARÇA ADI TYPE MARKASI	1100505824 50.13.077 VALVE GUIDE SUBAP GAYDI TK
---	--	--


	MERCEDES NR ENTRA NR DESCRIPTION PARÇA ADI TYPE MARKASI	1100506624 50.13.078 VALVE GUIDE SUBAP GAYDI TK
---	--	--


	MERCEDES NR ENTRA NR DESCRIPTION PARÇA ADI TYPE MARKASI	1160504724 50.13.079 VALVE GUIDE SUBAP GAYDI TK
---	--	--


	MERCEDES NR ENTRA NR DESCRIPTION PARÇA ADI TYPE MARKASI	1160505324 50.13.080 VALVE GUIDE SUBAP GAYDI TK
---	--	--


	MERCEDES NR ENTRA NR DESCRIPTION PARÇA ADI TYPE MARKASI	1160505524 50.13.081 VALVE GUIDE SUBAP GAYDI TK
---	--	--


	MERCEDES NR ENTRA NR DESCRIPTION PARÇA ADI TYPE MARKASI	50.13.082 VALVE GUIDE SUBAP GAYDI TK
---	--	--


	MERCEDES NR ENTRA NR DESCRIPTION PARÇA ADI TYPE MARKASI	50.13.083 VALVE GUIDE SUBAP GAYDI TK
---	--	--


	MERCEDES NR ENTRA NR DESCRIPTION PARÇA ADI TYPE MARKASI	50.13.084 VALVE GUIDE SUBAP GAYDI TK	371820140
---	--	--	-----------


	MERCEDES NR ENTRA NR DESCRIPTION PARÇA ADI TYPE MARKASI	50.13.085 VALVE GUIDE SUBAP GAYDI TK
---	--	--


	MERCEDES NR ENTRA NR DESCRIPTION PARÇA ADI TYPE MARKASI	50.12.001 VALVE SEAT SUBAP YÜKSÜĞÜ OM 327-360/H	3270530432
---	--	--	------------


	MERCEDES NR ENTRA NR DESCRIPTION PARÇA ADI TYPE MARKASI	50.12.002 VALVE SEAT SUBAP YÜKSÜĞÜ	3660530232
---	--	--	------------


	MERCEDES NR ENTRA NR DESCRIPTION PARÇA ADI TYPE MARKASI	50.12.003 VALVE SEAT SUBAP YÜKSÜĞÜ OM 346-355/A TURBO	3550531131
---	--	--	------------


	MERCEDES NR ENTRA NR DESCRIPTION PARÇA ADI TYPE MARKASI	50.12.004 VALVE SEAT SUBAP YÜKSÜĞÜ	3460530731
---	--	--	------------


	MERCEDES NR ENTRA NR DESCRIPTION PARÇA ADI TYPE MARKASI	3550531832 50.12.005 VALVE SEAT SUBAP YÜKSÜĞÜ OM 346-355/A TURBO
---	--	--


	MERCEDES NR ENTRA NR DESCRIPTION PARÇA ADI TYPE MARKASI	3550531032 50.12.006 VALVE SEAT SUBAP YÜKSÜĞÜ
---	--	--


	MERCEDES NR ENTRA NR DESCRIPTION PARÇA ADI TYPE MARKASI	3460530532 50.12.007 VALVE SEAT SUBAP YÜKSÜĞÜ 371820141
---	--	---


	MERCEDES NR ENTRA NR DESCRIPTION PARÇA ADI TYPE MARKASI	4030530331 50.12.008 VALVE SEAT SUBAP YÜKSÜĞÜ OM 401-402-403
---	--	--


	MERCEDES NR ENTRA NR DESCRIPTION PARÇA ADI TYPE MARKASI	3270530431 50.12.009 VALVE SEAT SUBAP YÜKSÜĞÜ OM 327-360/H
---	--	--


	MERCEDES NR ENTRA NR DESCRIPTION PARÇA ADI TYPE MARKASI	3600530731 50.12.010 VALVE SEAT SUBAP YÜKSÜĞÜ
---	--	--


	MERCEDES NR ENTRA NR DESCRIPTION PARÇA ADI TYPE MARKASI	3270530531 50.12.011 VALVE SEAT SUBAP YÜKSÜĞÜ OM 327-360/H
---	--	--


	MERCEDES NR ENTRA NR DESCRIPTION PARÇA ADI TYPE MARKASI	3600530831 50.12.012 VALVE SEAT SUBAP YÜKSÜĞÜ
---	--	--


	MERCEDES NR	3270530532
	ENTRA NR	50.12.013
	DESCRIPTION	VALVE SEAT
	PARÇA ADI	SUBAP YÜKSÜĞÜ
	TYPE	OM 327-360/H
	MARKASI	


	MERCEDES NR	3600530332
	ENTRA NR	50.12.014
	DESCRIPTION	VALVE SEAT
	PARÇA ADI	SUBAP YÜKSÜĞÜ
	TYPE	
	MARKASI	


	MERCEDES NR	3270530631	371820142
	ENTRA NR	50.12.015	
	DESCRIPTION	VALVE SEAT	
	PARÇA ADI	SUBAP YÜKSÜĞÜ	
	TYPE	OM 327-360/H	
	MARKASI		


	MERCEDES NR	3600530931
	ENTRA NR	50.12.016
	DESCRIPTION	VALVE SEAT
	PARÇA ADI	SUBAP YÜKSÜĞÜ
	TYPE	
	MARKASI	


	MERCEDES NR	3270530632
	ENTRA NR	50.12.017
	DESCRIPTION	VALVE SEAT
	PARÇA ADI	SUBAP YÜKSÜĞÜ
	TYPE	OM 327-360/H
	MARKASI	


	MERCEDES NR	3600530432
	ENTRA NR	50.12.018
	DESCRIPTION	VALVE SEAT
	PARÇA ADI	SUBAP YÜKSÜĞÜ
	TYPE	
	MARKASI	


	MERCEDES NR	4030530931
	ENTRA NR	50.12.019
	DESCRIPTION	VALVE SEAT
	PARÇA ADI	SUBAP YÜKSÜĞÜ
	TYPE	OM 401A TURBO-407
	MARKASI	


	MERCEDES NR	4030531531
	ENTRA NR	50.12.020
	DESCRIPTION	VALVE SEAT
	PARÇA ADI	SUBAP YÜKSÜĞÜ
	TYPE	TURBO-423/A/LA
	MARKASI	


	MERCEDES NR	4030530032
	ENTRA NR	50.12.021
	DESCRIPTION	VALVE SEAT
	PARÇA ADI	SUBAP YÜKSÜĞÜ
	TYPE	OM 401A TURBO-407
	MARKASI	


	MERCEDES NR	4030532132
	ENTRA NR	50.12.022
	DESCRIPTION	VALVE SEAT
	PARÇA ADI	SUBAP YÜKSÜĞÜ
	TYPE	TURBO-423/A/LA
	MARKASI	


	MERCEDES NR	4030531031	371820143
	ENTRA NR	50.12.089	
	DESCRIPTION	VALVE SEAT	
	PARÇA ADI	SUBAP YÜKSÜĞÜ	
	TYPE	OM 401A TURBO-407	
	MARKASI		


	MERCEDES NR	4030531631
	ENTRA NR	50.12.023
	DESCRIPTION	VALVE SEAT
	PARÇA ADI	SUBAP YÜKSÜĞÜ
	TYPE	TURBO-423/A/LA
	MARKASI	


	MERCEDES NR	4030530132
	ENTRA NR	50.12.024
	DESCRIPTION	VALVE SEAT
	PARÇA ADI	SUBAP YÜKSÜĞÜ
	TYPE	OM 401A TURBO-407
	MARKASI	


	MERCEDES NR	4030532232
	ENTRA NR	50.12.025
	DESCRIPTION	VALVE SEAT
	PARÇA ADI	SUBAP YÜKSÜĞÜ
	TYPE	TURBO-423/A/LA
	MARKASI	


	MERCEDES NR	4030531131
	ENTRA NR	50.12.026
	DESCRIPTION	VALVE SEAT
	PARÇA ADI	SUBAP YÜKSÜĞÜ
	TYPE	OM 401A TURBO-407
	MARKASI	


	MERCEDES NR	4030531731
	ENTRA NR	50.12.027
	DESCRIPTION	VALVE SEAT
	PARÇA ADI	SUBAP YÜKSÜĞÜ
	TYPE	TURBO-423/A/LA
	MARKASI	


	MERCEDES NR ENTRA NR DESCRIPTION PARÇA ADI TYPE MARKASI	5410531731 50.12.028 VALVE SEAT SUBAP YÜKSÜĞÜ OM 457/OM 501-502-541
---	--	---


	MERCEDES NR ENTRA NR DESCRIPTION PARÇA ADI TYPE MARKASI	5410531831 50.12.029 VALVE SEAT SUBAP YÜKSÜĞÜ OM 457/OM 501-502-541
---	--	---


	MERCEDES NR ENTRA NR DESCRIPTION PARÇA ADI TYPE MARKASI	5410532331 50.12.030 VALVE SEAT SUBAP YÜKSÜĞÜ OM 457/OM 501-502-541	371820144
---	--	---	-----------


	MERCEDES NR ENTRA NR DESCRIPTION PARÇA ADI TYPE MARKASI	5410530532 50.12.031 VALVE SEAT SUBAP YÜKSÜĞÜ OM 457/OM 501-502-541
---	--	---


	MERCEDES NR ENTRA NR DESCRIPTION PARÇA ADI TYPE MARKASI	5410530632 50.12.032 VALVE SEAT SUBAP YÜKSÜĞÜ OM 457/OM 501-502-541
---	--	---


	MERCEDES NR ENTRA NR DESCRIPTION PARÇA ADI TYPE MARKASI	5410530732 50.12.033 VALVE SEAT SUBAP YÜKSÜĞÜ OM 457/OM 501-502-541
---	--	---


	MERCEDES NR ENTRA NR DESCRIPTION PARÇA ADI TYPE MARKASI	9060530131 50.12.034 VALVE SEAT SUBAP YÜKSÜĞÜ OM 904-906/A/LA
---	--	---


	MERCEDES NR ENTRA NR DESCRIPTION PARÇA ADI TYPE MARKASI	9060530231 50.12.035 VALVE SEAT SUBAP YÜKSÜĞÜ OM 904-906/A/LA
---	--	---


	MERCEDES NR ENTRA NR DESCRIPTION PARÇA ADI TYPE MARKASI	9060530331 50.12.036 VALVE SEAT SUBAP YÜKSÜĞÜ OM 904-906/A/LA
---	--	---


	MERCEDES NR ENTRA NR DESCRIPTION PARÇA ADI TYPE MARKASI	9060531232 50.12.037 VALVE SEAT SUBAP YÜKSÜĞÜ OM 904-906/A/LA
---	--	---


	MERCEDES NR ENTRA NR DESCRIPTION PARÇA ADI TYPE MARKASI	9060531632 50.12.038 VALVE SEAT SUBAP YÜKSÜĞÜ OM 904-906/A/LA	371820145
---	--	---	-----------


	MERCEDES NR ENTRA NR DESCRIPTION PARÇA ADI TYPE MARKASI	9060531732 50.12.039 VALVE SEAT SUBAP YÜKSÜĞÜ OM 904-906/A/LA
---	--	---


	MERCEDES NR ENTRA NR DESCRIPTION PARÇA ADI TYPE MARKASI	9060531932 50.12.040 VALVE SEAT SUBAP YÜKSÜĞÜ OM 904-906/A/LA
---	--	---


	MERCEDES NR ENTRA NR DESCRIPTION PARÇA ADI TYPE MARKASI	9060532032 50.12.041 VALVE SEAT SUBAP YÜKSÜĞÜ OM 904-906/A/LA
---	--	---


	MERCEDES NR ENTRA NR DESCRIPTION PARÇA ADI TYPE MARKASI	9060531832 50.12.042 VALVE SEAT SUBAP YÜKSÜĞÜ OM 904-906/A/LA
---	--	---


	MERCEDES NR ENTRA NR DESCRIPTION PARÇA ADI TYPE MARKASI	3270530331 50.12.043 VALVE SEAT SUBAP YÜKSÜĞÜ OM 327-360/H
---	--	--


	MERCEDES NR ENTRA NR DESCRIPTION PARÇA ADI TYPE MARKASI	3600530631 50.12.044 VALVE SEAT SUBAP YÜKSÜĞÜ
---	--	--


	MERCEDES NR ENTRA NR DESCRIPTION PARÇA ADI TYPE MARKASI	3270530332 50.12.045 VALVE SEAT SUBAP YÜKSÜĞÜ OM 327-360/H
---	--	--


	MERCEDES NR ENTRA NR DESCRIPTION PARÇA ADI TYPE MARKASI	3600530132 50.12.046 VALVE SEAT SUBAP YÜKSÜĞÜ	371820146
---	--	--	-----------


	MERCEDES NR ENTRA NR DESCRIPTION PARÇA ADI TYPE MARKASI	3550531231 50.12.047 VALVE SEAT SUBAP YÜKSÜĞÜ OM 346-355/A TURBO
---	--	--


	MERCEDES NR ENTRA NR DESCRIPTION PARÇA ADI TYPE MARKASI	3550530831 50.12.048 VALVE SEAT SUBAP YÜKSÜĞÜ
---	--	--


	MERCEDES NR ENTRA NR DESCRIPTION PARÇA ADI TYPE MARKASI	3550530632 50.12.049 VALVE SEAT SUBAP YÜKSÜĞÜ OM 346-355/A TURBO
---	--	--


	MERCEDES NR ENTRA NR DESCRIPTION PARÇA ADI TYPE MARKASI	3550531331 50.12.050 VALVE SEAT SUBAP YÜKSÜĞÜ OM 346-355/A TURBO
---	--	--


	MERCEDES NR ENTRA NR DESCRIPTION PARÇA ADI TYPE MARKASI	3550530931 50.12.051 VALVE SEAT SUBAP YÜKSÜĞÜ OM 346-355/A TURBO
---	--	--


	MERCEDES NR ENTRA NR DESCRIPTION PARÇA ADI TYPE MARKASI	3550531232 50.12.052 VALVE SEAT SUBAP YÜKSÜĞÜ OM 346-355/A TURBO
---	--	--


	MERCEDES NR ENTRA NR DESCRIPTION PARÇA ADI TYPE MARKASI	3550530531 50.12.053 VALVE SEAT SUBAP YÜKSÜĞÜ OM 355 A
---	--	--


	MERCEDES NR ENTRA NR DESCRIPTION PARÇA ADI TYPE MARKASI	3550530432 50.12.054 VALVE SEAT SUBAP YÜKSÜĞÜ OM 355 A	371820147
---	--	--	-----------


	MERCEDES NR ENTRA NR DESCRIPTION PARÇA ADI TYPE MARKASI	3550530131 50.12.055 VALVE SEAT SUBAP YÜKSÜĞÜ OM 355 A
---	--	--


	MERCEDES NR ENTRA NR DESCRIPTION PARÇA ADI TYPE MARKASI	3550530032 50.12.056 VALVE SEAT SUBAP YÜKSÜĞÜ OM 355 A
---	--	--


	MERCEDES NR ENTRA NR DESCRIPTION PARÇA ADI TYPE MARKASI	3550531831 50.12.057 VALVE SEAT SUBAP YÜKSÜĞÜ OM 355 A
---	--	--


	MERCEDES NR ENTRA NR DESCRIPTION PARÇA ADI TYPE MARKASI	4030532332 50.12.058 VALVE SEAT SUBAP YÜKSÜĞÜ 422/A/LA TURBO
---	--	--


	MERCEDES NR ENTRA NR DESCRIPTION PARÇA ADI TYPE MARKASI	3550531732 50.12.059 VALVE SEAT SUBAP YÜKSÜĞÜ OM 355 A
---	--	--


	MERCEDES NR	3520533131
	ENTRA NR	50.12.060
	DESCRIPTION	VALVE SEAT
	PARÇA ADI	SUBAP YÜKSÜĞÜ
	TYPE	OM 355 A
	MARKASI	


	MERCEDES NR	3520531532
	ENTRA NR	50.12.061
	DESCRIPTION	VALVE SEAT
	PARÇA ADI	SUBAP YÜKSÜĞÜ
	TYPE	OM 355 A
	MARKASI	


	MERCEDES NR	3520532032	371820148
	ENTRA NR	50.12.062	
	DESCRIPTION	VALVE SEAT	
	PARÇA ADI	SUBAP YÜKSÜĞÜ	
	TYPE		
	MARKASI		


	MERCEDES NR	3660531632
	ENTRA NR	50.12.063
	DESCRIPTION	VALVE SEAT
	PARÇA ADI	SUBAP YÜKSÜĞÜ
	TYPE	
	MARKASI	


	MERCEDES NR	3520531731
	ENTRA NR	50.12.064
	DESCRIPTION	VALVE SEAT
	PARÇA ADI	SUBAP YÜKSÜĞÜ
	TYPE	
	MARKASI	


	MERCEDES NR	3520531732
	ENTRA NR	50.12.065
	DESCRIPTION	VALVE SEAT
	PARÇA ADI	SUBAP YÜKSÜĞÜ
	TYPE	
	MARKASI	


	MERCEDES NR	3520532232
	ENTRA NR	50.12.066
	DESCRIPTION	VALVE SEAT
	PARÇA ADI	SUBAP YÜKSÜĞÜ
	TYPE	
	MARKASI	


	MERCEDES NR	3660531832
	ENTRA NR	50.12.067
	DESCRIPTION	VALVE SEAT
	PARÇA ADI	SUBAP YÜKSÜĞÜ
	TYPE	
	MARKASI	


	MERCEDES NR ENTRA NR DESCRIPTION PARÇA ADI TYPE MARKASI	3520531831 50.12.068 VALVE SEAT SUBAP YÜKSÜĞÜ OM 352
---	--	--


	MERCEDES NR ENTRA NR DESCRIPTION PARÇA ADI TYPE MARKASI	3520531632 50.12.069 VALVE SEAT SUBAP YÜKSÜĞÜ OM 352
---	--	--


	MERCEDES NR ENTRA NR DESCRIPTION PARÇA ADI TYPE MARKASI	3520532132 50.12.070 VALVE SEAT SUBAP YÜKSÜĞÜ 371820149
---	--	---


	MERCEDES NR ENTRA NR DESCRIPTION PARÇA ADI TYPE MARKASI	3660531732 50.12.071 VALVE SEAT SUBAP YÜKSÜĞÜ
---	--	--


	MERCEDES NR ENTRA NR DESCRIPTION PARÇA ADI TYPE MARKASI	4030530431 50.12.072 VALVE SEAT SUBAP YÜKSÜĞÜ OM 401-402-403
---	--	--


	MERCEDES NR ENTRA NR DESCRIPTION PARÇA ADI TYPE MARKASI	4030530531 50.12.073 VALVE SEAT SUBAP YÜKSÜĞÜ OM 401-402-403
---	--	--


	MERCEDES NR ENTRA NR DESCRIPTION PARÇA ADI TYPE MARKASI	4030530232 50.12.074 VALVE SEAT SUBAP YÜKSÜĞÜ OM 401-402-403-401A
---	--	---


	MERCEDES NR ENTRA NR DESCRIPTION PARÇA ADI TYPE MARKASI	4570101472 50.29.041 OIL DIPSTICK YAG CUBUGU AXOR - 1840
---	--	--


	MERCEDES NR ENTRA NR DESCRIPTION PARÇA ADI TYPE MARKASI	3660530132 3660530432 50.12.075 VALVE SEAT SUBAP YÜKSÜĞÜ 2517-2521-2524
---	--	--


	MERCEDES NR ENTRA NR DESCRIPTION PARÇA ADI TYPE MARKASI	4571551535 4571551035 50.52.501 BRACKET 1840 AXOR
---	--	---


	MERCEDES NR ENTRA NR DESCRIPTION PARÇA ADI TYPE MARKASI	3223560173 371820150 50.52.502
---	--	--------------------------------------


	MERCEDES NR ENTRA NR DESCRIPTION PARÇA ADI TYPE MARKASI	3553560173 50.52.503
---	--	-------------------------


	MERCEDES NR ENTRA NR DESCRIPTION PARÇA ADI TYPE MARKASI	5410350214 50.26.856 FAN HUB ACTROS VANTILATOR PERVANE TAKOZU ACTROS
---	--	--


	MERCEDES NR ENTRA NR DESCRIPTION PARÇA ADI TYPE MARKASI	4572003170 50.10.750 PULLEY FOR BELT GERGI KASNAGI
---	--	---


	MERCEDES NR ENTRA NR DESCRIPTION PARÇA ADI TYPE MARKASI	50.11.142 ENGINE VALVE MOTOR SUBAP TK AXOR - OM906 LA
---	--	--


	MERCEDES NR ENTRA NR DESCRIPTION PARÇA ADI TYPE MARKASI	50.11.143 ENGINE VALVE MOTOR SUBAP TK AXOR - OM906 LA
---	--	--


	MERCEDES NR ENTRA NR DESCRIPTION PARÇA ADI TYPE MARKASI	50.11.144 ENGINE VALVE MOTOR SUBAP TK OM 501 LA - OM 502
---	--	---


	MERCEDES NR ENTRA NR DESCRIPTION PARÇA ADI TYPE MARKASI	50.11.145 ENGINE VALVE MOTOR SUBAP TK AXOR - OM906 LA
---	--	--


	MERCEDES NR ENTRA NR DESCRIPTION PARÇA ADI TYPE MARKASI	50.11.146 ENGINE VALVE MOTOR SUBAP TK ATEGO-OM904LA	371820151
---	--	--	-----------


	MERCEDES NR ENTRA NR DESCRIPTION PARÇA ADI TYPE MARKASI	50.12.076 VALVE SEAT SUBAP YÜKSÜĞÜ OM501 LA - 502 LA
---	--	---


	MERCEDES NR ENTRA NR DESCRIPTION PARÇA ADI TYPE MARKASI	50.12.077 VALVE SEAT SUBAP YÜKSÜĞÜ OM501 LA - 502 LA
---	--	---


	MERCEDES NR ENTRA NR DESCRIPTION PARÇA ADI TYPE MARKASI	50.11.147 ENGINE VALVE MOTOR SUBAP TK OM 355
---	--	---


	MERCEDES NR ENTRA NR DESCRIPTION PARÇA ADI TYPE MARKASI	50.11.148 ENGINE VALVE MOTOR SUBAP TK	2517
---	--	---	------


	MERCEDES NR ENTRA NR DESCRIPTION PARÇA ADI TYPE MARKASI	50.11.149 ENGINE VALVE MOTOR SUBAP TK	2517
---	--	---	------


	MERCEDES NR ENTRA NR DESCRIPTION PARÇA ADI TYPE MARKASI	50.11.150 ENGINE VALVE MOTOR SUBAP TK OM 360
---	--	---


	MERCEDES NR ENTRA NR DESCRIPTION PARÇA ADI TYPE MARKASI	3660501226 50.11.151 ENGINE VALVE MOTOR SUBAP TK 2517
---	--	---


	MERCEDES NR ENTRA NR DESCRIPTION PARÇA ADI TYPE MARKASI	371820152 50.11.152 ENGINE VALVE MOTOR SUBAP TK OM 360
---	--	--


	MERCEDES NR ENTRA NR DESCRIPTION PARÇA ADI TYPE MARKASI	50.11.153 ENGINE VALVE MOTOR SUBAP TK OM501 LA - 502 LA
--	--	--


	MERCEDES NR ENTRA NR DESCRIPTION PARÇA ADI TYPE MARKASI	50.11.154 ENGINE VALVE MOTOR SUBAP TK AXOR - OM906 LA
---	--	--


	MERCEDES NR ENTRA NR DESCRIPTION PARÇA ADI TYPE MARKASI	50.11.155 ENGINE VALVE MOTOR SUBAP TK OM 401 - OM 401 A - OM
---	--	---


	MERCEDES NR ENTRA NR DESCRIPTION PARÇA ADI TYPE MARKASI	50.13.086 VALVE GUIDE SUBAP GAYDI TK 2517-2521-2524
---	--	--


	MERCEDES NR ENTRA NR DESCRIPTION PARÇA ADI TYPE MARKASI	50.13.087 VALVE GUIDE SUBAP GAYDI TK OM352
---	--	---


	MERCEDES NR ENTRA NR DESCRIPTION PARÇA ADI TYPE MARKASI	50.13.088 VALVE GUIDE SUBAP GAYDI TK OM 355
---	--	--


	MERCEDES NR ENTRA NR DESCRIPTION PARÇA ADI TYPE MARKASI	50.13.089 VALVE GUIDE SUBAP GAYDI TK OM501 LA - 502 LA
---	--	---


	MERCEDES NR ENTRA NR DESCRIPTION PARÇA ADI TYPE MARKASI	50.13.090 VALVE GUIDE SUBAP GAYDI TK AXOR - OM906 LA	371820153
---	--	---	-----------


	MERCEDES NR ENTRA NR DESCRIPTION PARÇA ADI TYPE MARKASI	50.11.156 ENGINE VALVE MOTOR SUBAP TK OM 501 LA - OM 502
--	--	---


	MERCEDES NR ENTRA NR DESCRIPTION PARÇA ADI TYPE MARKASI	50.11.157 ENGINE VALVE MOTOR SUBAP TK AXOR - OM906 LA
---	--	--


	MERCEDES NR ENTRA NR DESCRIPTION PARÇA ADI TYPE MARKASI	50.11.158 ENGINE VALVE MOTOR SUBAP TK OM 401 - OM 401 A - OM
---	--	---


	MERCEDES NR ENTRA NR DESCRIPTION PARÇA ADI TYPE MARKASI	50.11.159 ENGINE VALVE MOTOR SUBAP TK OM 401-402-403-404
---	--	---


	MERCEDES NR ENTRA NR DESCRIPTION PARÇA ADI TYPE MARKASI	50.11.160 ENGINE VALVE MOTOR SUBAP TK AXOR - OM906 LA
---	--	--


	MERCEDES NR ENTRA NR DESCRIPTION PARÇA ADI TYPE MARKASI	50.11.161 ENGINE VALVE MOTOR SUBAP TK OM352
---	--	--


	MERCEDES NR ENTRA NR DESCRIPTION PARÇA ADI TYPE MARKASI	50.11.162 ENGINE VALVE MOTOR SUBAP TK OM 441 - OM 442
---	--	--


	MERCEDES NR ENTRA NR DESCRIPTION PARÇA ADI TYPE MARKASI	50.11.163 ENGINE VALVE MOTOR SUBAP TK OM 360	371820154
---	--	---	-----------


	MERCEDES NR ENTRA NR DESCRIPTION PARÇA ADI TYPE MARKASI	50.11.164 ENGINE VALVE MOTOR SUBAP TK OM 501 LA - OM 502
--	--	---


	MERCEDES NR ENTRA NR DESCRIPTION PARÇA ADI TYPE MARKASI	50.11.165 ENGINE VALVE MOTOR SUBAP TK OM 441-442
---	--	---


	MERCEDES NR ENTRA NR DESCRIPTION PARÇA ADI TYPE MARKASI	50.11.166 ENGINE VALVE MOTOR SUBAP TK 2521
---	--	---


	MERCEDES NR ENTRA NR DESCRIPTION PARÇA ADI TYPE MARKASI	50.11.167 ENGINE VALVE MOTOR SUBAP TK OM 501 LA - OM 502
---	--	---


	MERCEDES NR ENTRA NR DESCRIPTION PARÇA ADI TYPE MARKASI	50.11.168 ENGINE VALVE MOTOR SUBAP TK OM 401 - OM 401 A - OM
---	--	---


	MERCEDES NR ENTRA NR DESCRIPTION PARÇA ADI TYPE MARKASI	50.12.078 VALVE SEAT SUBAP YÜKSÜĞÜ OM 360
---	--	--


	MERCEDES NR ENTRA NR DESCRIPTION PARÇA ADI TYPE MARKASI	50.12.079 VALVE SEAT SUBAP YÜKSÜĞÜ OM352
---	--	---


	MERCEDES NR ENTRA NR DESCRIPTION PARÇA ADI TYPE MARKASI	50.12.080 VALVE SEAT SUBAP YÜKSÜĞÜ OM 355	371820155
---	--	--	-----------


	MERCEDES NR ENTRA NR DESCRIPTION PARÇA ADI TYPE MARKASI	50.12.081 VALVE SEAT SUBAP YÜKSÜĞÜ OM 501 LA - OM 502
---	--	--


	MERCEDES NR ENTRA NR DESCRIPTION PARÇA ADI TYPE MARKASI	50.12.082 VALVE SEAT SUBAP YÜKSÜĞÜ AXOR - OM906 LA
---	--	---


	MERCEDES NR ENTRA NR DESCRIPTION PARÇA ADI TYPE MARKASI	50.12.083 VALVE SEAT SUBAP YÜKSÜĞÜ AXOR - OM906 LA
---	--	---


	MERCEDES NR ENTRA NR DESCRIPTION PARÇA ADI TYPE MARKASI	50.11.169 ENGINE VALVE MOTOR SUBAP TK 2521
---	--	---


	MERCEDES NR ENTRA NR DESCRIPTION PARÇA ADI TYPE MARKASI	50.13.091 VALVE GUIDE SUBAP GAYDI TK ATEGO-OM904LA
---	--	---


	MERCEDES NR ENTRA NR DESCRIPTION PARÇA ADI TYPE MARKASI	50.13.092 VALVE GUIDE SUBAP GAYDI TK OM 360
---	--	--


	MERCEDES NR ENTRA NR DESCRIPTION PARÇA ADI TYPE MARKASI	50.13.093 VALVE GUIDE SUBAP GAYDI TK 302-S
---	--	---


	MERCEDES NR ENTRA NR DESCRIPTION PARÇA ADI TYPE MARKASI	50.13.094 VALVE GUIDE SUBAP GAYDI TK O303	371820156
---	--	--	-----------


	MERCEDES NR ENTRA NR DESCRIPTION PARÇA ADI TYPE MARKASI	50.13.095 VALVE GUIDE SUBAP GAYDI TK OM 401-402-442
--	--	--


	MERCEDES NR ENTRA NR DESCRIPTION PARÇA ADI TYPE MARKASI	50.11.170 ENGINE VALVE MOTOR SUBAP TK 2521
---	--	---


	MERCEDES NR ENTRA NR DESCRIPTION PARÇA ADI TYPE MARKASI	50.11.171 ENGINE VALVE MOTOR SUBAP TK 2517
---	--	---


	MERCEDES NR ENTRA NR DESCRIPTION PARÇA ADI TYPE MARKASI	50.12.084 VALVE SEAT SUBAP YÜKSÜĞÜ 2517
---	--	--


	MERCEDES NR ENTRA NR DESCRIPTION PARÇA ADI TYPE MARKASI	50.12.085 VALVE SEAT SUBAP YÜKSÜĞÜ 2517-2521-2524	3660532031 3660533531
---	--	--	--------------------------


	MERCEDES NR ENTRA NR DESCRIPTION PARÇA ADI TYPE MARKASI	50.12.086 VALVE SEAT SUBAP YÜKSÜĞÜ OM 401-402-442
---	--	--


	MERCEDES NR ENTRA NR DESCRIPTION PARÇA ADI TYPE MARKASI	50.12.087 VALVE SEAT SUBAP YÜKSÜĞÜ OM 401-402-442
---	--	--

	MERCEDES NR ENTRA NR DESCRIPTION PARÇA ADI TYPE MARKASI	50.12.088 VALVE SEAT SUBAP YÜKSÜĞÜ OM 401-402-442	371820157
---	--	--	-----------


	MERCEDES NR ENTRA NR DESCRIPTION PARÇA ADI TYPE MARKASI	4420100513 50.28.108 OIL PAN YAG KARTERİ V/8
---	--	--


	MERCEDES NR ENTRA NR DESCRIPTION PARÇA ADI TYPE MARKASI	4220304401 50.10.101 ENGINE CRANKSHAFT KRANK MILİ OM 402,OM 422 A/LA,	4220303701
---	--	---	------------


	MERCEDES NR ENTRA NR DESCRIPTION PARÇA ADI TYPE MARKASI	4420300901 50.10.102 ENGINE CRANKSHAFT KRANK MILİ OM 442 A-LA (EURO 1/2)	4420300301
---	--	--	------------


	MERCEDES NR ENTRA NR DESCRIPTION PARÇA ADI TYPE MARKASI	9060301102 50.10.103 ENGINE CRANKSHAFT KRANK MILİ OM 906 LA	9060300502
---	--	---	------------


	MERCEDES NR ENTRA NR DESCRIPTION PARÇA ADI TYPE MARKASI	4010302501 50.10.104 ENGINE CRANKSHAFT KRANK MILİ OM 401 LA (EURO 1)	4010302301
---	--	--	------------

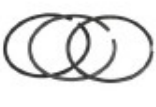
	MERCEDES NR	3550306701
	ENTRA NR	50.10.105
	DESCRIPTION	ENGINE CRANKSHAFT
	PARÇA ADI	KRANK MILİ
	TYPE	OM 355
	MARKASI	


	MERCEDES NR	1303417
	ENTRA NR	50.75.501
	DESCRIPTION	PISTON FOR COMPRESSOR
	PARÇA ADI	KOMP PİSTONU 85 MM
	TYPE	AXOR
	MARKASI	


	MERCEDES NR	11311111	371820158
	ENTRA NR	50.76.001	
	DESCRIPTION	SEGMAN (COMPRESSOR	
	PARÇA ADI	KOMP SEKMANI 85	
	TYPE	AXOR	
	MARKASI		


	MERCEDES NR	11311111
	ENTRA NR	50.76.002
	DESCRIPTION	SEGMAN 85
	PARÇA ADI	KOMP SEKMANI 85
	TYPE	Q85
	MARKASI	


	MERCEDES NR	11310611
	ENTRA NR	50.76.003
	DESCRIPTION	SEGMAN 85
	PARÇA ADI	KOMP SEKMANI 85
	TYPE	Q85
	MARKASI	

	MERCEDES NR	441130008
	ENTRA NR	50.76.004
	DESCRIPTION	SEGMAN 100"
	PARÇA ADI	KOMP SEKMANI 100M
	TYPE	Q100
	MARKASI	

	MERCEDES NR	1312007	1302517
	ENTRA NR	50.75.502	
	DESCRIPTION	COMPRESSOR PISTON 75	
	PARÇA ADI	KOMP. PİSTONU 75 MM	
	TYPE	Q 75	
	MARKASI		


	MERCEDES NR	1313402
	ENTRA NR	50.75.001
	DESCRIPTION	COMPRESSOR CYLINDER
	PARÇA ADI	KOMP GOMLEGI 75MM
	TYPE	Q 75
	MARKASI	


	MERCEDES NR ENTRA NR DESCRIPTION PARÇA ADI TYPE MARKASI	50.76.501 COMPRESSOR LINER (WITH KOMP SET 75 M Q 75
---	--	--

	MERCEDES NR ENTRA NR DESCRIPTION PARÇA ADI TYPE MARKASI	31314801 50.71.001 COMPRESSOR COMPLETE KOMPLE KOMPRESOR 2517
---	--	--

	MERCEDES NR ENTRA NR DESCRIPTION PARÇA ADI TYPE MARKASI	1301615 1319980 50.73.701 COMPRESSOR REPAIR KIT KOMP TAMIR TAKIMI Q88
---	--	--

	MERCEDES NR ENTRA NR DESCRIPTION PARÇA ADI TYPE MARKASI	1304920 50.73.702 COMPRESSOR REPAIR KIT KOMP TAMIR TAKIMI Q 75
---	--	--


	MERCEDES NR ENTRA NR DESCRIPTION PARÇA ADI TYPE MARKASI	1306815 50.73.703 COMPRESSOR REPAIR KIT KOMP TAMIR TAKIMI OM 904 ATEGO
---	--	--

	MERCEDES NR ENTRA NR DESCRIPTION PARÇA ADI TYPE MARKASI	1315704 50.73.704 VALVE FOR COMPRESSOR KOMP YAPISIK PUL OM 904 ATEGO
---	--	--

	MERCEDES NR ENTRA NR DESCRIPTION PARÇA ADI TYPE MARKASI	1307615 50.73.705 COMPRESSOR REPAIR KIT KOMP TAMIR TAKIMI ACTROS -1831-1844
---	--	---


	MERCEDES NR ENTRA NR DESCRIPTION PARÇA ADI TYPE MARKASI	50.73.706 COMPRESSOR REPAIR KIT KOMP TAMIR TAKIMI OM 355
---	--	---

	MERCEDES NR	4021300020
	ENTRA NR	50.73.707
	DESCRIPTION	COMPRESSOR REPAIR KIT
	PARÇA ADI	KOMP TAMIR TAKIMI
	TYPE	Q90
	MARKASI	


	MERCEDES NR	4021300220	4021300120
	ENTRA NR	50.73.708	
	DESCRIPTION	COMPRESSOR REPAIR KIT	
	PARÇA ADI	KOMP TAMIR TAKIMI	
	TYPE	Q90 WATER COOLED	
	MARKASI		

	MERCEDES NR	4421300020	4421300220
	ENTRA NR	50.73.709	
	DESCRIPTION	COMPRESSOR REPAIR KIT	
	PARÇA ADI	KOMP TAMIR TAKIMI	
	TYPE	Q100	
	MARKASI		

	MERCEDES NR	3521300220	3521300220
	ENTRA NR	50.73.710	
	DESCRIPTION	COMPRESSOR REPAIR KIT	
	PARÇA ADI	KOMP TAMIR TAKIMI	
	TYPE	Q94-OM352	
	MARKASI		

	MERCEDES NR	4021300220
	ENTRA NR	50.73.711
	DESCRIPTION	COMPRESSOR REPAIR KIT
	PARÇA ADI	KOMP TAMIR TAKIMI
	TYPE	O303
	MARKASI	


	MERCEDES NR	1307320
	ENTRA NR	50.73.712
	DESCRIPTION	COMPRESSOR REPAIR KIT
	PARÇA ADI	KOMP TAMIR TAKIMI
	TYPE	Q88
	MARKASI	

	MERCEDES NR	5411300620
	ENTRA NR	50.73.713
	DESCRIPTION	COMPRESSOR REPAIR KIT
	PARÇA ADI	KOMP TAMIR TAKIMI
	TYPE	OM 501 LA - OM 502
	MARKASI	

	MERCEDES NR	
	ENTRA NR	50.73.714
	DESCRIPTION	COMPRESSOR REPAIR KIT
	PARÇA ADI	KOMP TAMIR TAKIMI
	TYPE	OM 501 LA-502LA
	MARKASI	

	MERCEDES NR	1307615
	ENTRA NR	50.73.715
	DESCRIPTION	COMPRESSOR REPAIR KIT
	PARÇA ADI	KOMP TAMIR TAKIMI
	TYPE	1835-1843
	MARKASI	


	MERCEDES NR	4421300020
	ENTRA NR	50.73.716
	DESCRIPTION	COMPRESSOR REPAIR KIT
	PARÇA ADI	KOMP TAMIR TAKIMI
	TYPE	90 LİK
	MARKASI	


	MERCEDES NR	4021300220
	ENTRA NR	50.73.717
	DESCRIPTION	COMPRESSOR REPAIR KIT
	PARÇA ADI	KOMP TAMIR TAKIMI
	TYPE	90 LİK E.M
	MARKASI	


	MERCEDES NR	4025865013	4021300020
	ENTRA NR	50.73.718	
	DESCRIPTION	COMPRESSOR REPAIR KIT	
	PARÇA ADI	KOMP TAMIR TAKIMI	
	TYPE	O303	
	MARKASI		


	MERCEDES NR	11302615	11302815
	ENTRA NR	50.73.719	
	DESCRIPTION	COMPRESSOR REPAIR KIT	
	PARÇA ADI	KOMP TAMIR TAKIMI	
	TYPE	OM457LA EURO3-BUS	
	MARKASI		

	MERCEDES NR	
	ENTRA NR	50.73.720
	DESCRIPTION	COMPRESSOR REPAIR KIT
	PARÇA ADI	KOMP TAMIR TAKIMI
	TYPE	OM 457
	MARKASI	


	MERCEDES NR	11301015	11301215
	ENTRA NR	50.73.721	
	DESCRIPTION	COMPRESSOR REPAIR KIT	
	PARÇA ADI	KOMP TAMIR TAKIMI	
	TYPE	OM 457	
	MARKASI		


	MERCEDES NR	1315219
	ENTRA NR	50.73.722
	DESCRIPTION	COMPRESSOR REPAIR KIT
	PARÇA ADI	KOMP TAMIR TAKIMI
	TYPE	OM 457
	MARKASI	


	MERCEDES NR ENTRA NR DESCRIPTION PARÇA ADI TYPE MARKASI	1312432 50.77.101 FLANGE (AIR COMP KOMP BURCLU KAPAK 75 MM Q 75	1312432
---	--	---	---------


	MERCEDES NR ENTRA NR DESCRIPTION PARÇA ADI TYPE MARKASI	81541060006 50.78.001 CONNECTING ROD KOMP PISTON KOLU Q88	1311817
---	--	---	---------


	MERCEDES NR ENTRA NR DESCRIPTION PARÇA ADI TYPE MARKASI	50.77.001 HOUSING (COMPRESSOR) KOMP KARTERİ 2517	
---	--	---	--


	MERCEDES NR ENTRA NR DESCRIPTION PARÇA ADI TYPE MARKASI	1314616 50.79.001 CRANKSHAFT KOMP KRANGI 2517	
---	--	---	--


	MERCEDES NR ENTRA NR DESCRIPTION PARÇA ADI TYPE MARKASI	1312719 50.73.101 CYLINDER HEAD (AIR KOMP KAPAGI 2517	1314519
---	--	---	---------


	MERCEDES NR ENTRA NR DESCRIPTION PARÇA ADI TYPE MARKASI	1304920 50.73.501 VALVE (COMP. CYLINDER KOMP PLEYT 2517	
---	--	---	--


	MERCEDES NR ENTRA NR DESCRIPTION PARÇA ADI TYPE MARKASI	3661870137 50.72.901 INTERMEDIATE PIECE (OIL KOMP YAG DOKUCU 2517-2521-2524	
---	--	---	--

	MERCEDES NR ENTRA NR DESCRIPTION PARÇA ADI TYPE MARKASI	3660100119 50.72.902 EXPANSION PLUG KOMP TIRNAKLI HORTUM OM 366	
---	--	---	--


	MERCEDES NR ENTRA NR DESCRIPTION PARÇA ADI TYPE MARKASI	1319311 1302517 50.75.503 COMPRESSOR PISTON & KOMP PISTON 88 M Q88
---	--	---


	MERCEDES NR ENTRA NR DESCRIPTION PARÇA ADI TYPE MARKASI	1314202 50.75.002 CYLINDER LINER FOR KOMP GOMLEK Q88
---	--	--


	MERCEDES NR ENTRA NR DESCRIPTION PARÇA ADI TYPE MARKASI	3661320015 50.10.741 PULLEY TWO GROOVE KOMP KASNAK OM 366/A/LA
---	--	--


	MERCEDES NR ENTRA NR DESCRIPTION PARÇA ADI TYPE MARKASI	50.10.751 SUPPORT FOR TIGHTENER KOMP GERGI DEMIRI OM366/A- OM364/A/
---	--	--


	MERCEDES NR ENTRA NR DESCRIPTION PARÇA ADI TYPE MARKASI	3661301435 50.71.002 AIR COMPRESSOR KOMPLE KOMP OM 366/A/LA
---	--	---


	MERCEDES NR ENTRA NR DESCRIPTION PARÇA ADI TYPE MARKASI	41319401 41317401 50.77.102 BEARING FLANGE 88Q KOMP BURCLU KAPAK Q88
---	--	---


	MERCEDES NR ENTRA NR DESCRIPTION PARÇA ADI TYPE MARKASI	50.77.002 OILPAN FOR COMPRESSOR KOMP KARTERI 2521-2524
---	--	---


	MERCEDES NR ENTRA NR DESCRIPTION PARÇA ADI TYPE MARKASI	1316016 1315516 50.79.002 CRANKSHAFT KOMP KRANGI Q88
---	--	---


	MERCEDES NR	1314519	1314519
	ENTRA NR	50.73.102	
	DESCRIPTION	COMPRESSOR HEAD	
	PARÇA ADI	KOMP KAPAK	
	TYPE	Q88	
	MARKASI		


	MERCEDES NR	1307320	1314519
	ENTRA NR	50.72.001	
	DESCRIPTION	CYLINDER HEAD	
	PARÇA ADI	KOMP KAPAK KOPLE	
	TYPE	2521-2524	
	MARKASI		


	MERCEDES NR	1307120	
	ENTRA NR	50.73.502	
	DESCRIPTION	COMPRESSOR	
	PARÇA ADI	KOMP PLEYTI	
	TYPE	Q88	
	MARKASI		


	MERCEDES NR	3661872501	
	ENTRA NR	50.73.903	
	DESCRIPTION	OIL LINE	
	PARÇA ADI	KOMP HORTUM	
	TYPE	OM 366	
	MARKASI		


	MERCEDES NR	1313950	
	ENTRA NR	50.79.701	
	DESCRIPTION	BUSHING	
	PARÇA ADI	KOMP BURCU 88 LİK	
	TYPE	Q88	
	MARKASI		


	MERCEDES NR	1313850	
	ENTRA NR	50.79.702	
	DESCRIPTION	BUSHING	
	PARÇA ADI	KOMP BURCU DAR	
	TYPE	Q88	
	MARKASI		


	MERCEDES NR		
	ENTRA NR	50.75.003	
	DESCRIPTION	HOUSING FOR	
	PARÇA ADI	KOMP GOVDESI CİFTLİ	
	TYPE	ACTROS -Q85	
	MARKASI		


	MERCEDES NR	4111540126	4111540126
	ENTRA NR	50.75.004	
	DESCRIPTION	HOUSING FOR	
	PARÇA ADI	KOMP GOVDESI	
	TYPE	AXOR	
	MARKASI		


	MERCEDES NR	4111536904	4111518002
	ENTRA NR	50.72.003	
	DESCRIPTION	CYLINDER HEAD COMPLETE	
	PARÇA ADI	KOMP KAPAK KOMPLE	
	TYPE	ATEGO-1517	
	MARKASI		


	MERCEDES NR	1305019	
	ENTRA NR	50.73.503	
	DESCRIPTION	VALVE (COMP. CYLINDER	
	PARÇA ADI	KOMP PLEYTI	
	TYPE	AXOR - 1840	
	MARKASI		


	MERCEDES NR	1303417	1305317
	ENTRA NR	50.75.701	
	DESCRIPTION	CONNECTING ROD 85Q	
	PARÇA ADI	KOMP PISTONU 85 MM	
	TYPE	Q85	
	MARKASI		


	MERCEDES NR	5411300108	5411310520
	ENTRA NR	50.75.005	
	DESCRIPTION	CYLINDER LINER	
	PARÇA ADI	KOMP GOMLEGI	
	TYPE	ACTROS	
	MARKASI		


	MERCEDES NR	4111540000	9061300715
	ENTRA NR	50.71.004	
	DESCRIPTION	AIR COMPRESSO	
	PARÇA ADI	KOMP KOMPLE	
	TYPE	Q85	
	MARKASI		


	MERCEDES NR	4111476036	1312932
	ENTRA NR	50.77.105	
	DESCRIPTION	BEARING FLANGE	
	PARÇA ADI	KOMP BURCLU KAPAK	
	TYPE	AXOR	
	MARKASI		


	MERCEDES NR	9111457382	1312417
	ENTRA NR	50.78.003	
	DESCRIPTION	CONNECTING ROD LONG	
	PARÇA ADI	KOMP PISTON KOLU UZUN	
	TYPE	AXOR	
	MARKASI		


	MERCEDES NR	4031300030	4421300330
	ENTRA NR	50..79.501	
	DESCRIPTION	GEAR FOR COMPRESSOR	
	PARÇA ADI	KOMP DISLISI	
	TYPE	3031	
	MARKASI		


	MERCEDES NR ENTRA NR DESCRIPTION PARÇA ADI TYPE MARKASI	1316516 50.79.004 CRANKSHAFT KOMP KRANGI AXOR	1316716
---	--	---	---------


	MERCEDES NR ENTRA NR DESCRIPTION PARÇA ADI TYPE MARKASI	4111540012 50.73.105 COMPRESSOR HEAD KOMP KAPAGI AXOR	1315119
---	--	---	---------


	MERCEDES NR ENTRA NR DESCRIPTION PARÇA ADI TYPE MARKASI	5411310719 50.73.106 COMPRESSOR HEAD KOMP KAPAGI EKSOZLU ACTROS	541131119
---	--	---	-----------


	MERCEDES NR ENTRA NR DESCRIPTION PARÇA ADI TYPE MARKASI	5411300008 50.76.502 COMPRESSOR LINER KIT KOMP SETI ACTROS	5411300108
--	--	--	------------


	MERCEDES NR ENTRA NR DESCRIPTION PARÇA ADI TYPE MARKASI	9111457372 50.78.004 CONNECTING ROD SHOR KOMP PISTON KOLU KISA AXOR	1312517
---	--	---	---------


	MERCEDES NR ENTRA NR DESCRIPTION PARÇA ADI TYPE MARKASI	1317716 50.79.005 COMPRESSOR KOMP KRANGI ACTROS -OM457	1317816
---	--	--	---------


	MERCEDES NR ENTRA NR DESCRIPTION PARÇA ADI TYPE MARKASI	4123529222 50.72.004 COMPRESSOR HEAD KOMP KAPAGI KOMPLE AXOR-0M457LA	11300815
---	--	--	----------


	MERCEDES NR ENTRA NR DESCRIPTION PARÇA ADI TYPE MARKASI	5411311219 50.73.107 COMPRESSOR HEAD KOMP KAPAGI OM501 LA - 502 LA	5411310919
---	--	--	------------


	MERCEDES NR	5411310719	5411302719
	ENTRA NR	50.72.005	
	DESCRIPTION	COMPRESSOR HEAD	
	PARÇA ADI	KOMP KAPAGI KOMP SUBAPLI	
	TYPE	OM 501 LA - OM 502	
	MARKASI		


	MERCEDES NR	5411300920	5411300820
	ENTRA NR	50.73.505	
	DESCRIPTION	COMPRESSOR PLATE	
	PARÇA ADI	KOMP PLEYTI	
	TYPE	ACTROS	
	MARKASI		


	MERCEDES NR	1312321	
	ENTRA NR	50.77.106	
	DESCRIPTION	PLUG FOR COMPRESSOR	
	PARÇA ADI	KOMP KARTER SAC TAPA	
	TYPE	AXOR-0M457LA	
	MARKASI		


	MERCEDES NR	1300310	1300310
	ENTRA NR	50.75.006	
	DESCRIPTION	COMPRESSOR HOUSING	
	PARÇA ADI	KOMP GOVDESI	
	TYPE	ACTROS -OM457	
	MARKASI		


	MERCEDES NR	1315219	
	ENTRA NR	50.73.108	
	DESCRIPTION	COMPRESSOR HEAD	
	PARÇA ADI	KOMP KAPAGI CİFT SİLİNDİR	
	TYPE	ACTROS -OM457	
	MARKASI		


	MERCEDES NR	5411300620	
	ENTRA NR	50.73.506	
	DESCRIPTION	COMPRESSOR PLATE	
	PARÇA ADI	KOMP PLEYTI ALİMİNYUM	
	TYPE	ACTROS	
	MARKASI		


	MERCEDES NR	1301117	
	ENTRA NR	50.75.506	
	DESCRIPTION	CONNECTING ROD 90Q	
	PARÇA ADI	KOMP PİSTONU	
	TYPE	Q90	
	MARKASI		


	MERCEDES NR	1312802	
	ENTRA NR	50.75.007	
	DESCRIPTION	COMPRESSOR LINER	
	PARÇA ADI	KOMP GOMLEGI	
	TYPE	OM 355	
	MARKASI		


	MERCEDES NR	1314560		
	ENTRA NR	50.76.504		
	DESCRIPTION	COMPRESSOR LINER SET		
	PARÇA ADI	KOMP.SET		
	TYPE	OM 355		
	MARKASI			


	MERCEDES NR	4110345010	11315201	31315901
	ENTRA NR	50.71.005		
	DESCRIPTION	COMPRESSOR COMPLETE		
	PARÇA ADI	KOMP KOMPLE		
	TYPE	OM 355		
	MARKASI			


	MERCEDES NR	3561310035		
	ENTRA NR	50.77.108		
	DESCRIPTION	SUPPORT FOR AIR		
	PARÇA ADI	KOMP ALT TABLA		
	TYPE	OM 355		
	MARKASI			


	MERCEDES NR	1300232	1312432	1310732
	ENTRA NR	50.77.109		
	DESCRIPTION	BEARING FLANGE(AIR		
	PARÇA ADI	KOMP BURCLU KAPAK		
	TYPE	OM 355		
	MARKASI			


	MERCEDES NR	1310435	1310342	
	ENTRA NR	50.77.110		
	DESCRIPTION	FLANGE (AIR		
	PARÇA ADI	KOMP KAPAK FLANSI		
	TYPE	OM 302		
	MARKASI			


	MERCEDES NR	1312115	1302115	
	ENTRA NR	50.77.008		
	DESCRIPTION	COMPRESSOR HOUSING		
	PARÇA ADI	KOMP KARTERİ		
	TYPE	OM 355		
	MARKASI			


	MERCEDES NR	13119160	1313716	1313716
	ENTRA NR	50.79.006		
	DESCRIPTION	COMPRESSOR		
	PARÇA ADI	KOMP KRANGI		
	TYPE	OM 355		
	MARKASI			

	MERCEDES NR	1303119	1307320	
	ENTRA NR	50.72.007		
	DESCRIPTION	COMPRESSOR HEAD		
	PARÇA ADI	KOMP KAPAK KOMPLE		
	TYPE	OM 355		
	MARKASI			


	MERCEDES NR ENTRA NR DESCRIPTION PARÇA ADI TYPE MARKASI	1313119 50.73.103 COMPRESSOR HEAD KOMP KAPAGI OM 355	1303119	1300819
---	--	--	---------	---------


	MERCEDES NR ENTRA NR DESCRIPTION PARÇA ADI TYPE MARKASI	4110345002 50.73.508 COMPRESSOR PLATE KOMP PLEYT CONTA OM 355	1307915	1301320
---	--	---	---------	---------


	MERCEDES NR ENTRA NR DESCRIPTION PARÇA ADI TYPE MARKASI	4110427332 50.78.005 CONNECTING ROD (AIR KOMP PISTON KOLU OM 355	1312617	1312017
---	--	--	---------	---------


	MERCEDES NR ENTRA NR DESCRIPTION PARÇA ADI TYPE MARKASI	1311350 50.79.703 BUSHING KOMP BURCU OM 355	1312150	1313450
---	--	---	---------	---------


	MERCEDES NR ENTRA NR DESCRIPTION PARÇA ADI TYPE MARKASI	4021300608 50.76.505 COMPRESSOR LINER SET KOMP SETI Q90		
--	--	---	--	--


	MERCEDES NR ENTRA NR DESCRIPTION PARÇA ADI TYPE MARKASI	4421300530 50.79.503 COMPRESSOR GEAR KOMP DISLI O303	4031300030	
---	--	--	------------	--


	MERCEDES NR ENTRA NR DESCRIPTION PARÇA ADI TYPE MARKASI	4031310716 50.79.007 COMPRESSOR KOMP KRANGI O303	4031300114	4031300214
---	--	--	------------	------------


	MERCEDES NR ENTRA NR DESCRIPTION PARÇA ADI TYPE MARKASI	4471300515 50.71.006 COMPRESSOR COMPLETE KOMP KOMPLE Q90	4071301515	
---	--	--	------------	--


	MERCEDES NR ENTRA NR DESCRIPTION PARÇA ADI TYPE MARKASI	4121540002 11300515 50.73.723 COMPRESSOR REPAIR KITS KOMPRESOR TM TK
---	--	--


	MERCEDES NR ENTRA NR DESCRIPTION PARÇA ADI TYPE MARKASI	4471310315 50.77.009 OIL PAN COMPRESSOR KOMP KARTERİ 90 LİK
---	--	---


	MERCEDES NR ENTRA NR DESCRIPTION PARÇA ADI TYPE MARKASI	4071300719 4071300719 1302419 50.72.006 COMPRESSOR HEAD KOMP KAPAK KOMPLE 90 LİK
---	--	--


	MERCEDES NR ENTRA NR DESCRIPTION PARÇA ADI TYPE MARKASI	4071300519 4071300519 4071300319 50.73.104 COMPRESSOR HEAD Q90 KOMP KAPAK 90 MM Y.M OM 422/A/LA - OM
--	--	--


	MERCEDES NR ENTRA NR DESCRIPTION PARÇA ADI TYPE MARKASI	1307620 50.73.504 COMPRESSOR PLATE Q90 KOMP PLEYT SULU 90 MM Q90 WATERCOOLED
---	--	--


	MERCEDES NR ENTRA NR DESCRIPTION PARÇA ADI TYPE MARKASI	4421300220 4421300220 4071300120 50.73.509 COMPRESSOR PLATE Q90 KOMP PLEYTI LAMA PULU 90 MM SULU OM401LA-402LA
---	--	--


	MERCEDES NR ENTRA NR DESCRIPTION PARÇA ADI TYPE MARKASI	4421300720 4421300720 4221300020 50.73.510 COMPRESSOR PLATE Q90 KOMP PLEYTI AARMUT PULLU 90 M Q90 WATERCOOLED
---	--	---


	MERCEDES NR ENTRA NR DESCRIPTION PARÇA ADI TYPE MARKASI	4421311342 4421300145 4421300445 50.77.111 BEARING FLANGE KOMP BURCLU KAPAK Q100
---	--	--


	MERCEDES NR ENTRA NR DESCRIPTION PARÇA ADI TYPE MARKASI	4421310050 50.79.704 BUSHING KOMP BURCU Q100
---	--	--


	MERCEDES NR ENTRA NR DESCRIPTION PARÇA ADI TYPE MARKASI	4421300330 50.79.505 COMPRESSOR GEAR Q100 KOMP DISLISI Q100
---	--	---


	MERCEDES NR ENTRA NR DESCRIPTION PARÇA ADI TYPE MARKASI	4421300614 4421300114 4421300114 50.79.008 COMPRESSOR KOMP KRANGI 100 M OM 441-442
---	--	--


	MERCEDES NR ENTRA NR DESCRIPTION PARÇA ADI TYPE MARKASI	4421310102 50.75.008 COMPRESSOR LINER Q100 KOMP GOMLEK 100 MM Q100
--	--	--


	MERCEDES NR ENTRA NR DESCRIPTION PARÇA ADI TYPE MARKASI	3521313002 3521313002 50.75.009 COMPRESSOR LINER Q94 KOMP GOMLEK 94 MM Q94-OM352
---	--	---


	MERCEDES NR ENTRA NR DESCRIPTION PARÇA ADI TYPE MARKASI	1301917 50.75.507 COMPRESSOR PISTON & KOMP PISTON 100 MM Q100
---	--	---

	MERCEDES NR ENTRA NR DESCRIPTION PARÇA ADI TYPE MARKASI	4471310315 51541120027 50.77.010 OIL PAN COMPRESSOR KOMP KARTERI 100 MM Q100
---	--	---


	MERCEDES NR ENTRA NR DESCRIPTION PARÇA ADI TYPE MARKASI	1312932 50.77.115 BEARING CAP BURCLU KAPAK OM 457 LA
---	--	--


	MERCEDES NR	5411310117	4421310217	4421310017
	ENTRA NR	50.78.009		
	DESCRIPTION	CONNECTING ROD Q100		
	PARÇA ADI	KOMP PİSTON KOLU 100 MM		
	TYPE	Q100		
	MARKASI			


	MERCEDES NR	4421303219	4421310219	
	ENTRA NR	50.72.008		
	DESCRIPTION	COMPRESSOR HEAD &		
	PARÇA ADI	KOMP KAPAGI KOMPLE		
	TYPE	Q100		
	MARKASI			


	MERCEDES NR	4421310219	4421303219	
	ENTRA NR	50.73.112		
	DESCRIPTION	COMPRESSOR HEAD &		
	PARÇA ADI	KOMP KAPAK PLEYTSİZ 100 MM		
	TYPE	OM401-402-421-422		
	MARKASI			


	MERCEDES NR	4411300120	4411300120	4411300020
	ENTRA NR	50.73.511		
	DESCRIPTION	COMPRESSOR PLATE &		
	PARÇA ADI	KOMP PLEYTI 100 MM		
	TYPE	OM401-402-421-422		
	MARKASI			


	MERCEDES NR	1319211	1302217	1317811
	ENTRA NR	50.75.508		
	DESCRIPTION	COMPRESSOR PISTON Q94		
	PARÇA ADI	KOMP PİSTONU 94 MM		
	TYPE	Q94-OM352		
	MARKASI			


	MERCEDES NR	3521313002		
	ENTRA NR	50.75.010		
	DESCRIPTION	CYLINDER LINER		
	PARÇA ADI	KOMP GOMLEK		
	TYPE	MB800		
	MARKASI			


	MERCEDES NR	3521300108	352130108	
	ENTRA NR	50.76.507		
	DESCRIPTION	COMPRESSOR LINER SET		
	PARÇA ADI	KOMP SETİ		
	TYPE	Q94-OM352		
	MARKASI			


	MERCEDES NR	3521300319	3521300319	84530
	ENTRA NR	50.73.109		
	DESCRIPTION	COMPRESSOR HEAD		
	PARÇA ADI	KOMP KAPAK		
	TYPE	Q94-OM352		
	MARKASI			


	MERCEDES NR	3521300216	3521300216
	ENTRA NR	50.72.010	
	DESCRIPTION	CONNECTING ROD	
	PARÇA ADI	KOMP PİSTON KOLU	
	TYPE	Q94-OM352	
	MARKASI		


	MERCEDES NR	4110338012	1302619	1302619
	ENTRA NR	50.72.009		
	DESCRIPTION	COMPRESSOR HEAD		
	PARÇA ADI	KOMP KAPAK KOMLE 90 MM KIUR		
	TYPE	OM401-402-403-		
	MARKASI			


	MERCEDES NR	4031300517	4031300617
	ENTRA NR	50.75.703	
	DESCRIPTION	COMPRESSOR PISTON	
	PARÇA ADI	KOMP PİSTONU 90 LİK 2 KANAL	
	TYPE	Q90	
	MARKASI		


	MERCEDES NR	4031300008	4031310002
	ENTRA NR	50.75.011	
	DESCRIPTION	COMPRESSOR LINER Q90	
	PARÇA ADI	KOMP GOMLEK 90 MM	
	TYPE	Q90 AIR COOLED	
	MARKASI		


	MERCEDES NR	4421300008	
	ENTRA NR	50.76.508	
	DESCRIPTION	CYLINDER LINER WITH	
	PARÇA ADI	KOMP SETİ 90 MM	
	TYPE	Q90 AIR COOLED	
	MARKASI		


	MERCEDES NR	4421310021	
	ENTRA NR	50.77.114	
	DESCRIPTION	CAP TO PLUG AIR	
	PARÇA ADI	KOMP YAN KAPAK KARE	
	TYPE	90 LİK	
	MARKASI		

	MERCEDES NR	4071310021	
	ENTRA NR	50.77.113	
	DESCRIPTION	CAP TO PLUG	
	PARÇA ADI	KOMP YAN KAAK UÇGEN	
	TYPE	90 LİK	
	MARKASI		

	MERCEDES NR	4031310717	4031302216	4031302816
	ENTRA NR	50.78.006		
	DESCRIPTION	CONNECTING ROD Q90		
	PARÇA ADI	KOMP PİSTON KOLU DOVME		
	TYPE	90 LİK		
	MARKASI			


	MERCEDES NR ENTRA NR DESCRIPTION PARÇA ADI TYPE MARKASI	4030770712 50.79.504 COMPRESSOR GEAR BIG KOMP DISLISI NUYUK 90 LİK
---	--	--


	MERCEDES NR ENTRA NR DESCRIPTION PARÇA ADI TYPE MARKASI	4471320205 4071321105 4071321005 50.79.502 COMPRESSOR GEAR SMALL KOMP DISLISI KUCUK 90 LİK
---	--	--


	MERCEDES NR ENTRA NR DESCRIPTION PARÇA ADI TYPE MARKASI	50.73.110 COMPRESSOR HEAD W/O KOMP KAPAK PLEYTSİZ OM401LA-402LA
---	--	--


	MERCEDES NR ENTRA NR DESCRIPTION PARÇA ADI TYPE MARKASI	4031310216 4031310716 50.79.003 COMPRESSOR KRANGI KOMP KRANGI 90 LİK
--	--	--


	MERCEDES NR ENTRA NR DESCRIPTION PARÇA ADI TYPE MARKASI	4021300020 4021300220 50.73.512 COMPRESSOR PLATE & KOMP PLEYTI KURU OM401-402-403
---	--	---


	MERCEDES NR ENTRA NR DESCRIPTION PARÇA ADI TYPE MARKASI	50.73.111 COMPRESSOR HEAD KOMP KAPAAGI KURU Q90 AIR COOLED
---	--	---

	MERCEDES NR ENTRA NR DESCRIPTION PARÇA ADI TYPE MARKASI	4031310002 4031310233 4031310033 50.79.705 BEARING SHELL KOMP KOL YATAK 90 MM 90 LİK
---	--	--


	MERCEDES NR ENTRA NR DESCRIPTION PARÇA ADI TYPE MARKASI	4421310050 50.79.706 BUSHING KOMP BURCU 90 MM 90 LİK
---	--	--


	MERCEDES NR ENTRA NR DESCRIPTION PARÇA ADI TYPE MARKASI	50.71.003 COMPRESSOR COMPLETE KOMPP KOMPLE E.M 90 LİK
---	--	--


	MERCEDES NR ENTRA NR DESCRIPTION PARÇA ADI TYPE MARKASI	4071300030 50.79.506 COMPRESSOR GEAR KOMP DISLISI Q100
---	--	--

	MERCEDES NR ENTRA NR DESCRIPTION PARÇA ADI TYPE MARKASI	99979382 50.72.801 HOSE LUBRICATION OF AIR KOMP SPIRAL HORTUM 2517-1521-2421-1222
---	--	---

	MERCEDES NR ENTRA NR DESCRIPTION PARÇA ADI TYPE MARKASI	50.72.802 COMPRESSOR PIPE KOMP ARA TAKSİM CELİK BORU 2517-2521-2524
--	--	--

	MERCEDES NR ENTRA NR DESCRIPTION PARÇA ADI TYPE MARKASI	50.72.803 COMPRESSOR PIPE SASİDEN HAVA TAHL CELİK BORU 2517-2521-2524
---	--	--


	MERCEDES NR ENTRA NR DESCRIPTION PARÇA ADI TYPE MARKASI	50.72.804 COMPRESSOR PIPE DIRK. POMPA ARA BASINC BORU HORT. 2517-2521-2524
---	--	---

	MERCEDES NR ENTRA NR DESCRIPTION PARÇA ADI TYPE MARKASI	50.72.805 COMPRESSOR PIPE DIRK POMPASINA GIRIS CELİK BORU 2517-2521-2524
---	--	---


	MERCEDES NR ENTRA NR DESCRIPTION PARÇA ADI TYPE MARKASI	3854600024 6584600162 50.72.806 PIPE ARA HORT DAN DIRK KUTU BAS. HORT 2517-2521-2524
---	--	--


	MERCEDES NR	
	ENTRA NR	50.72.807
	DESCRIPTION	PIPE
	PARÇA ADI	ARA TAKSİM SASIYE CELİK BORU
	TYPE	2517-2521-2524
	MARKASI	


	MERCEDES NR	3818322115
	ENTRA NR	50.72.808
	DESCRIPTION	PIPE LINE FEED
	PARÇA ADI	KALORİFER GİRİŞ L BORU
	TYPE	2517-2521-2524
	MARKASI	


	MERCEDES NR	3818301515
	ENTRA NR	50.72.809
	DESCRIPTION	PIPE LINE
	PARÇA ADI	KALORİFER ÇIKIŞ DÜZ BORU
	TYPE	2517-2521-2524
	MARKASI	


	MERCEDES NR	
	ENTRA NR	50.72.810
	DESCRIPTION	PIPE LINE
	PARÇA ADI	KALORİFER HAVAL TAHL BORUSU
	TYPE	2517-2521-2524
	MARKASI	


	MERCEDES NR	
	ENTRA NR	50.72.811
	DESCRIPTION	COMPRESSOR PIPE
	PARÇA ADI	KOMP ÇIKIŞ ÇELİK BORU
	TYPE	2517-2521-2524
	MARKASI	


	MERCEDES NR	4571302315	4571302615
	ENTRA NR	50.71.008	
	DESCRIPTION	COMPRESSOR COMPLETE	
	PARÇA ADI	KOMP KOMPLE	
	TYPE	AXOR-457	
	MARKASI		


	MERCEDES NR	6684200218
	ENTRA NR	50.52.013
	DESCRIPTION	REPAIR KIT
	PARÇA ADI	AXOR
	TYPE	
	MARKASI	

	MERCEDES NR	4221440280
	ENTRA NR	50.10.957
	DESCRIPTION	TURBOCHARGER GASKET
	PARÇA ADI	TURBUN ÇIKIŞ CONTASI
	TYPE	V/6-V/8
	MARKASI	


	MERCEDES NR ENTRA NR DESCRIPTION PARÇA ADI TYPE MARKASI	3553560126 9423560026 50.50.261 KOVAN SOMUNUÜ
---	--	--


	MERCEDES NR ENTRA NR DESCRIPTION PARÇA ADI TYPE MARKASI	6243500035 50.50.351 CER PLANET DISLI
---	--	---

	MERCEDES NR ENTRA NR DESCRIPTION PARÇA ADI TYPE MARKASI	3463500545 50.50.151 FLANGE MAHRUTI FLANSI
---	--	---


	MERCEDES NR ENTRA NR DESCRIPTION PARÇA ADI TYPE MARKASI	3853560026 50.50.262 KOVAN SOMUNU
--	--	---


	MERCEDES NR ENTRA NR DESCRIPTION PARÇA ADI TYPE MARKASI	3553500745 50.50.152 BEYİN FLANSI
---	--	---


	MERCEDES NR ENTRA NR DESCRIPTION PARÇA ADI TYPE MARKASI	3463530815 50.50.301 DIFFERENTIAL CASE İSTAVROZ DISLISI 26.281
---	--	--


	MERCEDES NR ENTRA NR DESCRIPTION PARÇA ADI TYPE MARKASI	3463530124 50.50.302 İSTAVROZ PULU
---	--	--


	MERCEDES NR ENTRA NR DESCRIPTION PARÇA ADI TYPE MARKASI	50.92.368 LINKAGE SHORT SILGI MEKANİZMA İC KOL KISA MB800
---	--	--


	MERCEDES NR ENTRA NR DESCRIPTION PARÇA ADI TYPE MARKASI	3553530615 50.50.303 DIFFERENTIAL CASE AKS DISLISI
---	--	---


	MERCEDES NR ENTRA NR DESCRIPTION PARÇA ADI TYPE MARKASI	3553530620 50.50.304 ISTAVROZ MILI
---	--	--


	MERCEDES NR ENTRA NR DESCRIPTION PARÇA ADI TYPE MARKASI	4943350075 50.50.305 ISTAVROZ PULU
---	--	--

	MERCEDES NR ENTRA NR DESCRIPTION PARÇA ADI TYPE MARKASI	3553530315 50.50.306 AKS DISLIS
---	--	---------------------------------------


	MERCEDES NR ENTRA NR DESCRIPTION PARÇA ADI TYPE MARKASI	4471303315 4471303315 50.71.009 AIR COMPRESSOR KOMP KOMPLE 100 MM
---	--	---


	MERCEDES NR ENTRA NR DESCRIPTION PARÇA ADI TYPE MARKASI	3662000204 3662010507 50.26.401 IMPELLER DEVIRDAIM CARKI OM366 / A / LA /
---	--	--

	MERCEDES NR ENTRA NR DESCRIPTION PARÇA ADI TYPE MARKASI	3662030574 3662030274 50.26.751 THERMOSTAT COVER TERMOSTAT KAPAK M 366 LAG
---	--	---

	MERCEDES NR ENTRA NR DESCRIPTION PARÇA ADI TYPE MARKASI	4422010480 50.10.959 GASKET FOR THERMOSTAT TEMOSTAT KAPAK CONTA V/6-V/8
---	--	---


	MERCEDES NR	3662032515
	ENTRA NR	50.26.752
	DESCRIPTION	THERMOSTAT PIPE
	PARÇA ADI	DEVIRDAIM ARA BORU
	TYPE	2517-2521
	MARKASI	


	MERCEDES NR	3662000901	3662005901
	ENTRA NR	50.26.101	
	DESCRIPTION	WATER PUMP	
	PARÇA ADI	DEVIRDAIM KOMPLE	
	TYPE	OM 366	
	MARKASI		


	MERCEDES NR	2019919	2018019	2019219
	ENTRA NR	50.26.402		
	DESCRIPTION	SEAL		
	PARÇA ADI	DEVIRDAIM KOMURU		
	TYPE	OM 401 A - OM 402/A		
	MARKASI			

	MERCEDES NR	3662000004	3662000804	3662000604
	ENTRA NR	50.26.202		
	DESCRIPTION	REPAIR KIT FOR WATER		
	PARÇA ADI	DEVIRDAIM TM TK		
	TYPE	OM366 / A / LA		
	MARKASI			


	MERCEDES NR	3662000205	3662020310	3762001105
	ENTRA NR	50.10.740		
	DESCRIPTION	BELT PULLEY		
	PARÇA ADI	DEVIRDAIM KASNAGI		
	TYPE	OM 366/A/LA/LA EURO III		
	MARKASI			


	MERCEDES NR	3662031074
	ENTRA NR	50.26.756
	DESCRIPTION	THERMOSTAT COVER
	PARÇA ADI	TERMOSTAT KAPAGI
	TYPE	2517
	MARKASI	


	MERCEDES NR	9062030374
	ENTRA NR	50.26.753
	DESCRIPTION	THERMOSTAT COVER
	PARÇA ADI	TERMOSTAT KAPAGI
	TYPE	OM906 LA-AXOR
	MARKASI	


	MERCEDES NR	9042000401	9042002601	9042000801
	ENTRA NR	50.26.102		
	DESCRIPTION	WATER PUMP		
	PARÇA ADI	SU POMPASI		
	TYPE	OM904 LA - 906 LA/		
	MARKASI			


	MERCEDES NR ENTRA NR DESCRIPTION PARÇA ADI TYPE MARKASI	9042000004 9062000004 50.26.201 REPAIR KIT FOR WATER DEVIRDAIM TM TK OM904 LA - 906 LA /
---	--	---


	MERCEDES NR ENTRA NR DESCRIPTION PARÇA ADI TYPE MARKASI	9062020910 50.10.742 PULLEY DEVIRDAIM KASNAGI OM904 LA - 906
---	--	--


	MERCEDES NR ENTRA NR DESCRIPTION PARÇA ADI TYPE MARKASI	4572010231 50.26.754 COOLING WATER OUTLET TERMOSTAT KAPAGI OM926 LA
---	--	---

	MERCEDES NR ENTRA NR DESCRIPTION PARÇA ADI TYPE MARKASI	5412001101 5412000101 5412001201 50.26.103 WATER PUMP SU POMPASI OM501 LA
---	--	---


	MERCEDES NR ENTRA NR DESCRIPTION PARÇA ADI TYPE MARKASI	5422000601 5422002001 5422001601 50.26.104 WATER PUMP SU POMPASI OM501 LA - 502 LA
---	--	--


	MERCEDES NR ENTRA NR DESCRIPTION PARÇA ADI TYPE MARKASI	5422000501 5422001901 5422001501 50.26.105 WATER PUMP SU POMPASI OM501 LA - 502 LA
---	--	--


	MERCEDES NR ENTRA NR DESCRIPTION PARÇA ADI TYPE MARKASI	5422001801 5422002201 50.26.106 WATER PUMP SU POMPASI OM501 LA - 502 LA
---	--	--


	MERCEDES NR ENTRA NR DESCRIPTION PARÇA ADI TYPE MARKASI	5422002101 5422001701 50.26.107 WATER PUMP SU POMPASI OM501 LA - 502 LA
---	--	--

	MERCEDES NR ENTRA NR DESCRIPTION PARÇA ADI TYPE MARKASI	5422000004 5412000004 5422000104
		50.26.203 REPAIR KIT FOR WATER DEVIRDAIM TAMIR TAKIMI OM501 LA - 502 LA


	MERCEDES NR ENTRA NR DESCRIPTION PARÇA ADI TYPE MARKASI	5412020210 5412020110
		50.10.743 PULLEY DEVIRDAIM KASNAGI OM 501 LA - OM 502

	MERCEDES NR ENTRA NR DESCRIPTION PARÇA ADI TYPE MARKASI	4572000801
		50.26.108 WATER PUMP SU POMPASI OM 457


	MERCEDES NR ENTRA NR DESCRIPTION PARÇA ADI TYPE MARKASI	4032002701 4032007001 4032004901
		50.26.109 WATER PUMP SU POMPASI 2622 - 304


	MERCEDES NR ENTRA NR DESCRIPTION PARÇA ADI TYPE MARKASI	4032020610 4812020110
		50.10.744 PULLEY DOUBLE DEVIRDAIM KASNAGI OM 401/A - OM 402 - OM


	MERCEDES NR ENTRA NR DESCRIPTION PARÇA ADI TYPE MARKASI	4032007301 4032005301
		50.26.110 WATER PUMP SU POMPASI OM 402 LA Euro I - OM


	MERCEDES NR ENTRA NR DESCRIPTION PARÇA ADI TYPE MARKASI	4032001902 4032001702 4032001802
		50.26.405 BEARING 15" DEVIRDAIM BILYASI OM 401 A - OM 402A


	MERCEDES NR ENTRA NR DESCRIPTION PARÇA ADI TYPE MARKASI	4412000204 4412000104
		50.26.204 REPAIR KIT FOR WATER DEVIRDAIM TM TK OM 441 - OM 442

	MERCEDES NR ENTRA NR DESCRIPTION PARÇA ADI TYPE MARKASI	4032020910 4032020610 50.10.745 PULLEY SINGLE DEVIRDAIM KASNAGI TEKLI OM 401 A - OM 402/A
---	--	--


	MERCEDES NR ENTRA NR DESCRIPTION PARÇA ADI TYPE MARKASI	4032007301 4032005301 50.26.111 WATER PUMP SU POMPASI O304 - 403
---	--	---


	MERCEDES NR ENTRA NR DESCRIPTION PARÇA ADI TYPE MARKASI	4032004401 4032007101 4032005101 50.26.112 WATER PUMP SU POMPASI OM 401 A - OM 402/A
---	--	--


	MERCEDES NR ENTRA NR DESCRIPTION PARÇA ADI TYPE MARKASI	4032011007 4032011307 4032010407 50.26.406 IMPELLER DEVIRDAIM CARKI OM 401 A - OM 402/A
---	--	---


	MERCEDES NR ENTRA NR DESCRIPTION PARÇA ADI TYPE MARKASI	5422020114 50.26.407 FLANGE FOR WATER PUMP DEVIRDAIM FLANSI OM 401 A - OM 402/A
---	--	---

	MERCEDES NR ENTRA NR DESCRIPTION PARÇA ADI TYPE MARKASI	4222000604 4232000104 4035860120 50.26.205 REPAIR KIT FOR WATER DEVIRDAIM TM TK OM 401 A - OM 402/A
---	--	---

	MERCEDES NR ENTRA NR DESCRIPTION PARÇA ADI TYPE MARKASI	6565010201 6565010001 6525012301 50.25.101 RADIATOR FOR INTERCOOLER RADYATORU 3031-2624-2524-2527
---	--	---


	MERCEDES NR ENTRA NR DESCRIPTION PARÇA ADI TYPE MARKASI	9062030615 9062030015 50.26.408 PIPE (WATER PUMP DEVIRDAIM ARA BORU AXOR
---	--	---

	MERCEDES NR ENTRA NR DESCRIPTION PARÇA ADI TYPE MARKASI	5422002101 5422001701 50.26.113 WATER PUMP SU POMPASI
---	--	---


	MERCEDES NR ENTRA NR DESCRIPTION PARÇA ADI TYPE MARKASI	3642002001 50.26.114 WATER PUMP SU POMPASI MB800
---	--	--


	MERCEDES NR ENTRA NR DESCRIPTION PARÇA ADI TYPE MARKASI	50.26.755 THERMOSTAT COVER TERMOSTAT KAPAGI O303
---	--	---


	MERCEDES NR ENTRA NR DESCRIPTION PARÇA ADI TYPE MARKASI	4752000104 4572000104 4572000004 50.26.206 WATER PUMP REPAIR KIT DEVIRDAIM TAMIR TK AXOR
--	--	--

	MERCEDES NR ENTRA NR DESCRIPTION PARÇA ADI TYPE MARKASI	3074200339 50.62.001 BRAKE SHOE ROLLER FREN PABUC MAKARA PIM TM TK 1624-1928-2628-303
---	--	---


	MERCEDES NR ENTRA NR DESCRIPTION PARÇA ADI TYPE MARKASI	3605860342 3604200341 50.62.002 REPAIR KIT BRAKE ES KOL TM TK OH1113-1518-1520
---	--	---


	MERCEDES NR ENTRA NR DESCRIPTION PARÇA ADI TYPE MARKASI	3752680089 9966745 50.59.603 ARTICULATION PIECE
---	--	--


	MERCEDES NR ENTRA NR DESCRIPTION PARÇA ADI TYPE MARKASI	9966645 50.59.604 ARTICULATION PIECE M17X1,75
---	--	--

	MERCEDES NR ENTRA NR DESCRIPTION PARÇA ADI TYPE MARKASI	6179931110 50.62.801 SPRING BRAKE SHOE REAR FREN YAYI ARKA 2517-2521-2524-2622	3469930310	6179930610
---	--	--	------------	------------


	MERCEDES NR ENTRA NR DESCRIPTION PARÇA ADI TYPE MARKASI	6179930610 50.62.803 SPRING BRAKE SHOE FREN YAYI ON 2517-2521-2524-2622	3469930110	
--	--	---	------------	--


	MERCEDES NR ENTRA NR DESCRIPTION PARÇA ADI TYPE MARKASI	9459930010 50.62.804 SPRING BRAKE SHOE FREN YAYI ACTROS	3469930810	
---	--	---	------------	--

	MERCEDES NR ENTRA NR DESCRIPTION PARÇA ADI TYPE MARKASI	6775400817 50.62.805 BRAKE PAD FRONT 180 MM BALATA SACI	6584210020	6594200144
--	--	--	------------	------------


	MERCEDES NR ENTRA NR DESCRIPTION PARÇA ADI TYPE MARKASI	6584210120 50.62.806 BRAKE PAD FRONT 180 MM BALATA SACI		
---	--	--	--	--

	MERCEDES NR ENTRA NR DESCRIPTION PARÇA ADI TYPE MARKASI	9253211607 50.63.501 WHEEL BRAKE CYLINDER FREN KORUGU İMDATLI	84202318	94206018
---	--	--	----------	----------


	MERCEDES NR ENTRA NR DESCRIPTION PARÇA ADI TYPE MARKASI	9424230306 50.52.451 BRAKE ANCHOR FREN TABLA TASIYICI 2517-2521-2524-2622	6524230006	3464230906
---	--	---	------------	------------


	MERCEDES NR ENTRA NR DESCRIPTION PARÇA ADI TYPE MARKASI	6234230136 50.60.901 BRAKE CAMSHAFT S KAM MILI ON SOL		
---	--	--	--	--

	MERCEDES NR ENTRA NR DESCRIPTION PARÇA ADI TYPE MARKASI	6234230236 50.60.902 BRAKE CAMSHAFT S KAM MILI ON SAG
--	--	--


	MERCEDES NR ENTRA NR DESCRIPTION PARÇA ADI TYPE MARKASI	3444230638 50.60.903 BRAKE CAMSHAFT S KAM MILI ARKA SOL
---	--	--


	MERCEDES NR ENTRA NR DESCRIPTION PARÇA ADI TYPE MARKASI	3444230736 50.60.904 BRAKE CAMSHAFT S KAM MILI ARKA SAG
--	--	--

	MERCEDES NR ENTRA NR DESCRIPTION PARÇA ADI TYPE MARKASI	104205918 9253222060 50.63.502 WHEEL BRAKE CYLINDER FREN KORUGU
---	--	--


	MERCEDES NR ENTRA NR DESCRIPTION PARÇA ADI TYPE MARKASI	114205818 9253226010 50.63.503 WHEEL BRAKE CYLINDER FREN KORUGU İMDATLI
---	--	--

	MERCEDES NR ENTRA NR DESCRIPTION PARÇA ADI TYPE MARKASI	2069432001 8285390000 501313313 50.61.001 BRAKE DISC FREN DISKI 560 INTRO 560 INTRO
---	--	---


	MERCEDES NR ENTRA NR DESCRIPTION PARÇA ADI TYPE MARKASI	3564211212 3564211012 3054210312 50.61.002 BRAKE DISC FREN DISKI 403 O403
---	--	---


	MERCEDES NR ENTRA NR DESCRIPTION PARÇA ADI TYPE MARKASI	9754210112 9754210012 9754210212 50.61.003 BRAKE DISC FREN DISKI ON ATEGO ATEGO-1517
---	--	--


	MERCEDES NR ENTRA NR DESCRIPTION PARÇA ADI TYPE MARKASI	9754230612 9754230012 50.61.004 BRAKE DISC FREN DISKI ARKA ATEGO-1517
---	--	--


	MERCEDES NR ENTRA NR DESCRIPTION PARÇA ADI TYPE MARKASI	9424210912 9424212112 9424211212 50.61.005 BRAKE DISC FREN DISKI ACTROS ACTROS
---	--	--


	MERCEDES NR ENTRA NR DESCRIPTION PARÇA ADI TYPE MARKASI	9424230012 9434210312 9424212112 50.61.006 BRAKE DISC FREN DISKI AXOR - 1840
---	--	--

	MERCEDES NR ENTRA NR DESCRIPTION PARÇA ADI TYPE MARKASI	24311602 14315702 50.84.003 ALCOHOL TANK ALKOL KABI 2517-2521-2622-1928
---	--	--


	MERCEDES NR ENTRA NR DESCRIPTION PARÇA ADI TYPE MARKASI	50.84.004 CAP ALKOL KABI KAPAGI 2517-2521-2622-1928
---	--	--


	MERCEDES NR ENTRA NR DESCRIPTION PARÇA ADI TYPE MARKASI	2951715 50.84.005 RESERVOIR HİDROLİK DEPOSU 2517-2521-2622-1928
---	--	---


	MERCEDES NR ENTRA NR DESCRIPTION PARÇA ADI TYPE MARKASI	2950116 50.84.006 RESERVOIR CAP HİDROLİK DEPO KAPAGI 1817-1821-1928-1935
---	--	--


	MERCEDES NR ENTRA NR DESCRIPTION PARÇA ADI TYPE MARKASI	4325000200 4322107 4320807 50.92.548 DISCHARGE VALVE HAVA TUPU BOSALTMA VALFI
---	--	--


	MERCEDES NR ENTRA NR DESCRIPTION PARÇA ADI TYPE MARKASI	50.92.568 RUBBER DINGİL KALDIRMA LASTIGI
---	--	--


	MERCEDES NR ENTRA NR DESCRIPTION PARÇA ADI TYPE MARKASI	39976948 50.92.569 SEAL PABUC LASTIGI
---	--	--


	MERCEDES NR ENTRA NR DESCRIPTION PARÇA ADI TYPE MARKASI	19976136 50.81.001 VALVE CAMUR TAKVIYE MUSLUGU
---	--	---

	MERCEDES NR ENTRA NR DESCRIPTION PARÇA ADI TYPE MARKASI	44313406 14310006 14311206 50.81.002 UNLOADER VALVE HAVA TAHLIYESI E.M WABCO:975 300 110 0
---	--	--


	MERCEDES NR ENTRA NR DESCRIPTION PARÇA ADI TYPE MARKASI	14312906 4311806 50.81.003 UNLOADER VALVE HAVA TAHLIYESI Y.M WABCO:975 303 040 0
---	--	---

	MERCEDES NR ENTRA NR DESCRIPTION PARÇA ADI TYPE MARKASI	4230576 4233987 50.65.901 WASHER AND PROTECTIVE FREN CIRCIR AYAR DEMIRI TOZ KAPAGI 2517-2521-2622
---	--	--

	MERCEDES NR ENTRA NR DESCRIPTION PARÇA ADI TYPE MARKASI	6594201644 6594201744 50.62.807 DUST COVER 220 MM BALATA TOZ SACI 22 LİK
---	--	---

	MERCEDES NR ENTRA NR DESCRIPTION PARÇA ADI TYPE MARKASI	3464211174 4971210074 50.62.003 PIN (BRAKE SHOE) PABUC PERNIOSU
---	--	---


	MERCEDES NR ENTRA NR DESCRIPTION PARÇA ADI TYPE MARKASI	85500014354 50.81.501 BRAKE VAL FREN PEDAL MERKEZI 2517-2521-2524	14318305	4613150080
---	--	---	----------	------------


	MERCEDES NR ENTRA NR DESCRIPTION PARÇA ADI TYPE MARKASI	3282130 50.82.501 VALVE RH (AIR SPRINGS SUSPANSİYON KORUK VENTILI SAG	500005001	
---	--	--	-----------	--

	MERCEDES NR ENTRA NR DESCRIPTION PARÇA ADI TYPE MARKASI	3282030 50.82.502 VALVE RH (AIR SPRINGS SUSP KRUK VENTIL SOL	500005002	
---	--	---	-----------	--

	MERCEDES NR ENTRA NR DESCRIPTION PARÇA ADI TYPE MARKASI	4315915 50.84.001 ANTIFREEZE DEVICE ALKOL VENTIL 2517-2521-2524-2622	4314315	4312915
--	--	--	---------	---------


	MERCEDES NR ENTRA NR DESCRIPTION PARÇA ADI TYPE MARKASI	4312315 50.84.002 ANTIFREEZE DEVICE ALKOL VENTIL O303-305-307		
---	--	---	--	--


	MERCEDES NR ENTRA NR DESCRIPTION PARÇA ADI TYPE MARKASI	4324801 50.92.547 AIR RESERVOIR 20 LT HAVA TUPU 20 LT		
---	--	--	--	--

	MERCEDES NR ENTRA NR DESCRIPTION PARÇA ADI TYPE MARKASI	4322101 50.92.546 AIR RESERVOIR 40 LT HAVA TUPU 40 LT		
---	--	--	--	--


	MERCEDES NR ENTRA NR DESCRIPTION PARÇA ADI TYPE MARKASI	9429940009 50.65.902 LOCK PLATE PERNOKILIT SACI	3469940109	
---	--	--	------------	--


	MERCEDES NR ENTRA NR DESCRIPTION PARÇA ADI TYPE MARKASI	3819940009 50.65.903 LOCK PLATE PERNOO KILIT SACI
---	--	--


	MERCEDES NR ENTRA NR DESCRIPTION PARÇA ADI TYPE MARKASI	4200092 50.65.904 REPAIR KIT TO SLACK FREN CIRCIR TM TK 76046
---	--	---

	MERCEDES NR ENTRA NR DESCRIPTION PARÇA ADI TYPE MARKASI	3074230174 50.65.905 PIN TO SLACK ADJUSTER FREN CIRCIR AYAR CIVATASI
---	--	---

	MERCEDES NR ENTRA NR DESCRIPTION PARÇA ADI TYPE MARKASI	44320701 54323201 50.92.545 RESERVOIR ALUMINUM 7,5 HAVA TUPU AXOR - 1840
--	--	--


	MERCEDES NR ENTRA NR DESCRIPTION PARÇA ADI TYPE MARKASI	50.62.401 BEARING SUPPORT ACTROS
---	--	--


	MERCEDES NR ENTRA NR DESCRIPTION PARÇA ADI TYPE MARKASI	50.62.402 BEARING SUPPORT ACTROS
---	--	--


	MERCEDES NR ENTRA NR DESCRIPTION PARÇA ADI TYPE MARKASI	50.62.403 BEARING SUPPORT ACTROS
---	--	--


	MERCEDES NR ENTRA NR DESCRIPTION PARÇA ADI TYPE MARKASI	50.62.404 PART FOR DISC REP.KIT. ACTROS
---	--	---

	MERCEDES NR ENTRA NR DESCRIPTION PARÇA ADI TYPE MARKASI	50.62.405 BRAKE DISC REP.KIT DISK TABLA TM TK ACTROS
---	--	---


	MERCEDES NR ENTRA NR DESCRIPTION PARÇA ADI TYPE MARKASI	50.62.406 REPAIR KIT (BRAKE DISC DISK TABLA TM TK
---	--	---


	MERCEDES NR ENTRA NR DESCRIPTION PARÇA ADI TYPE MARKASI	50.62.407 DISC CALIPER ACTROS
---	--	-------------------------------------


	MERCEDES NR ENTRA NR DESCRIPTION PARÇA ADI TYPE MARKASI	4202282 4200782 50.62.408 REPAIR KIT (BRAKE DISC DISK TABLA TM TK ACTROS
--	--	---


	MERCEDES NR ENTRA NR DESCRIPTION PARÇA ADI TYPE MARKASI	50.92.570 BEARING SUPPORT ACTROS
---	--	--


	MERCEDES NR ENTRA NR DESCRIPTION PARÇA ADI TYPE MARKASI	50.62.410 CALIPER CHAIN ACTROS
---	--	--------------------------------------

	MERCEDES NR ENTRA NR DESCRIPTION PARÇA ADI TYPE MARKASI	50.62.411 PARTS FOR CALIPER ACTROS
---	--	--

	MERCEDES NR ENTRA NR DESCRIPTION PARÇA ADI TYPE MARKASI	50.62.412 BEARING (BRAKE DISC ACTROS
---	--	--

	MERCEDES NR ENTRA NR DESCRIPTION PARÇA ADI TYPE MARKASI	50.62.413 REPAIR KIT (BRAKE DISC DISK TABLA TM TK
---	--	---


	MERCEDES NR ENTRA NR DESCRIPTION PARÇA ADI TYPE MARKASI	50.62.004 CONSOLE (BRAKE DISC) O403
---	--	---


	MERCEDES NR ENTRA NR DESCRIPTION PARÇA ADI TYPE MARKASI	50.62.414 REPAIR KIT (BRAKE DISC DISK TABLA TM TK O403
---	--	---


	MERCEDES NR ENTRA NR DESCRIPTION PARÇA ADI TYPE MARKASI	50.65.906 BRAKE PIVOT FREN FREZELI MIL ON SOL O403
---	--	---


	MERCEDES NR ENTRA NR DESCRIPTION PARÇA ADI TYPE MARKASI	50.65.907 BRAKE PIVOT FREN FREZELI MIL IZ SAG O403
---	--	---


	MERCEDES NR ENTRA NR DESCRIPTION PARÇA ADI TYPE MARKASI	50.65.908 BRAKE PIVOT FREN FREZELI MIL ARKA SAG O403
---	--	---


	MERCEDES NR ENTRA NR DESCRIPTION PARÇA ADI TYPE MARKASI	50.65.909 BRAKE PIVOT FREN FREZELI MIL ARKA SOL O403
---	--	---


	MERCEDES NR ENTRA NR DESCRIPTION PARÇA ADI TYPE MARKASI	50.65.910 BEARING FREN FREZELI BIL YAT R O403
---	--	--


	MERCEDES NR ENTRA NR DESCRIPTION PARÇA ADI TYPE MARKASI	50.65.911 BEARING FFREZELI MIL BİL YAT L O403
---	--	--

	MERCEDES NR ENTRA NR DESCRIPTION PARÇA ADI TYPE MARKASI	50.65.912 COVER WITH BELLOWS O403
---	--	---

	MERCEDES NR ENTRA NR DESCRIPTION PARÇA ADI TYPE MARKASI	50.65.913 MECHANISM WITH SPRING
---	--	------------------------------------

	MERCEDES NR ENTRA NR DESCRIPTION PARÇA ADI TYPE MARKASI	50.65.914 MECHANISM WITH BEARING O403
---	--	---

	MERCEDES NR ENTRA NR DESCRIPTION PARÇA ADI TYPE MARKASI	6314915156 50.65.915 AIR BELLOWS
---	--	--


	MERCEDES NR ENTRA NR DESCRIPTION PARÇA ADI TYPE MARKASI	3054202638 3054200238 70112507 50.65.001 SLACK ADJUSTER FREN CIRCIRI
---	--	---


	MERCEDES NR ENTRA NR DESCRIPTION PARÇA ADI TYPE MARKASI	6204200038 3894200338 3464201538 50.65.002 SLACK ADJUSTER FREN CIRCIRI
--	--	---

	MERCEDES NR ENTRA NR DESCRIPTION PARÇA ADI TYPE MARKASI	3894200438 3464201638 6204200138 50.65.003 SLACK ADJUSTER FREN CIRCIRI
--	--	---

	MERCEDES NR	3074200238	70114305	70771
	ENTRA NR	50.65.004		
	DESCRIPTION	SLACK ADJUSTER		
	PARÇA ADI	FREN CIRCIRI		
	TYPE			
	MARKASI			


	MERCEDES NR	3074200138	70114304	70772
	ENTRA NR	50.65.005		
	DESCRIPTION	SLACK ADJUSTER		
	PARÇA ADI	FREN CIRCIRI		
	TYPE			
	MARKASI			


	MERCEDES NR	3074200338	80110802	70775
	ENTRA NR	50.65.006		
	DESCRIPTION	SLACK ADJUSTER		
	PARÇA ADI	FREN CIRCIRI		
	TYPE			
	MARKASI			

	MERCEDES NR	6204200238	6204200338	3964200038
	ENTRA NR	50.65.007		
	DESCRIPTION	SLACK ADJUSTER		
	PARÇA ADI	FREN CIRCIRI		
	TYPE			
	MARKASI			

	MERCEDES NR	3854201138	70917	
	ENTRA NR	50.65.008		
	DESCRIPTION	SLACK ADJUSTER		
	PARÇA ADI	FREN CIRCIRI		
	TYPE			
	MARKASI			


	MERCEDES NR	3854201238	70918	
	ENTRA NR	50.65.009		
	DESCRIPTION	SLACK ADJUSTER		
	PARÇA ADI	FREN CIRCIRI		
	TYPE			
	MARKASI			


	MERCEDES NR	9424200438	9454200238	9454200238
	ENTRA NR	50.65.010		
	DESCRIPTION	SLACK ADJUSTER		
	PARÇA ADI	FREN CIRCIRI		
	TYPE			
	MARKASI			

	MERCEDES NR	3874200238	9424200338	9454200338
	ENTRA NR	50.65.011		
	DESCRIPTION	SLACK ADJUSTER		
	PARÇA ADI	FREN CIRCIRI		
	TYPE			
	MARKASI			

	MERCEDES NR	3764200038	3454207338	70990
	ENTRA NR	50.65.012		
	DESCRIPTION	SLACK ADJUSTER		
	PARÇA ADI	FREN CIRCIRI		
	TYPE			
	MARKASI			


	MERCEDES NR	3455207238	3764200138	70991
	ENTRA NR	50.65.013		
	DESCRIPTION	SLACK ADJUSTER		
	PARÇA ADI	FREN CIRCIRI		
	TYPE			
	MARKASI			


	MERCEDES NR	9474200738	3834200438	9454200738
	ENTRA NR	50.65.014		
	DESCRIPTION	SLACK ADJUSTER		
	PARÇA ADI	FREN CIRCIRI		
	TYPE			
	MARKASI			


	MERCEDES NR	9464200838	9454200038	72037
	ENTRA NR	50.65.015		
	DESCRIPTION	SLACK ADJUSTER		
	PARÇA ADI	FREN CIRCIRI		
	TYPE			
	MARKASI			


	MERCEDES NR			
	ENTRA NR	50.65.016		
	DESCRIPTION	SLACK ADJUSTER		
	PARÇA ADI	FREN CIRCIRI		
	TYPE			
	MARKASI			


	MERCEDES NR	6234200038	6234200238	72054
	ENTRA NR	50.65.017		
	DESCRIPTION	SLACK ADJUSTER		
	PARÇA ADI	FREN CIRCIRI		
	TYPE			
	MARKASI			


	MERCEDES NR	6234200338	6234200138	72055
	ENTRA NR	50.65.018		
	DESCRIPTION	SLACK ADJUSTER		
	PARÇA ADI	FREN CIRCIRI		
	TYPE			
	MARKASI			


	MERCEDES NR	234201838	72056	
	ENTRA NR	50.65.019		
	DESCRIPTION	SLACK ADJUSTER		
	PARÇA ADI	FREN CIRCIRI		
	TYPE			
	MARKASI			

	MERCEDES NR ENTRA NR DESCRIPTION PARÇA ADI TYPE MARKASI	3574200538 50.65.020 SLACK ADJUSTER FREN CIRCIRI 	3574200538 72059
---	--	---	---------------------

	MERCEDES NR ENTRA NR DESCRIPTION PARÇA ADI TYPE MARKASI	574200638 50.65.021 SLACK ADJUSTER FREN CIRCIRI 	72060
---	--	--	-------

	MERCEDES NR ENTRA NR DESCRIPTION PARÇA ADI TYPE MARKASI	574200738 50.65.022 SLACK ADJUSTER FREN CIRCIRI 	72061
---	--	--	-------


	MERCEDES NR ENTRA NR DESCRIPTION PARÇA ADI TYPE MARKASI	6524200038 50.65.023 SLACK ADJUSTER FREN CIRCIRI 	9424200938 6584200238
--	--	---	--------------------------


	MERCEDES NR ENTRA NR DESCRIPTION PARÇA ADI TYPE MARKASI	50.82.251 PARKING BRAKE VALVE EL FREN KOLU 	
---	--	--	--


	MERCEDES NR ENTRA NR DESCRIPTION PARÇA ADI TYPE MARKASI	9424200138 50.65.024 SLACK ADJUSTER FREN CIRCIRI 	517490200 9424200838
--	--	---	-------------------------

	MERCEDES NR ENTRA NR DESCRIPTION PARÇA ADI TYPE MARKASI	3454200738 50.65.025 SLACK ADJUSTER FREN CIRCIRI 	72069
--	--	---	-------


	MERCEDES NR ENTRA NR DESCRIPTION PARÇA ADI TYPE MARKASI	3454200838 50.65.026 SLACK ADJUSTER FREN CIRCIRI 	72070
--	--	---	-------

	MERCEDES NR ENTRA NR DESCRIPTION PARÇA ADI TYPE MARKASI	517490180 517496630 50.65.027 SLACK ADJUSTER FREN CIRCIRI BPW	3874200038
---	--	--	------------

	MERCEDES NR ENTRA NR DESCRIPTION PARÇA ADI TYPE MARKASI	50.62.808 SPRING (RELEASE SPRING FREN YAYI BPW	
---	--	---	--


	MERCEDES NR ENTRA NR DESCRIPTION PARÇA ADI TYPE MARKASI	50.62.415 PARTS FOR CALIPER BPW	
---	--	---------------------------------------	--


	MERCEDES NR ENTRA NR DESCRIPTION PARÇA ADI TYPE MARKASI	3574201138 50.65.028 SLACK ADJUSTER FREN CIRCIRI BPW	72211
--	--	--	-------


	MERCEDES NR ENTRA NR DESCRIPTION PARÇA ADI TYPE MARKASI	50.62.416 BRAKE DISC REP.KIT BPW	
---	--	--	--


	MERCEDES NR ENTRA NR DESCRIPTION PARÇA ADI TYPE MARKASI	3574201238 50.65.029 SLACK ADJUSTER FREN CIRCIRI BPW	72212
--	--	--	-------


	MERCEDES NR ENTRA NR DESCRIPTION PARÇA ADI TYPE MARKASI	50.83.251 RELAY VALVE REPAIR KIT ROLE VALF TAMIR TAKIMI BPW	
---	--	--	--


	MERCEDES NR ENTRA NR DESCRIPTION PARÇA ADI TYPE MARKASI	14201138 50.65.030 SLACK ADJUSTER FREN CIRCIRI BPW	72213
---	--	--	-------

	MERCEDES NR ENTRA NR DESCRIPTION PARÇA ADI TYPE MARKASI	6204200338 50.65.031 SLACK ADJUSTER FREN CIRCIRI	3894200738	72308
---	--	---	------------	-------


	MERCEDES NR ENTRA NR DESCRIPTION PARÇA ADI TYPE MARKASI	3874200238 50.65.032 SLACK ADJUSTER FREN CIRCIRI	9424200338	9454200338
---	--	---	------------	------------


	MERCEDES NR ENTRA NR DESCRIPTION PARÇA ADI TYPE MARKASI	9424200438 50.65.033 SLACK ADJUSTER FREN CIRCIRI	9454200238	9454200238
---	--	---	------------	------------

	MERCEDES NR ENTRA NR DESCRIPTION PARÇA ADI TYPE MARKASI	574201438 50.65.034 SLACK ADJUSTER FREN CIRCIRI	72810	
--	--	--	-------	--

	MERCEDES NR ENTRA NR DESCRIPTION PARÇA ADI TYPE MARKASI	574201538 50.65.035 SLACK ADJUSTER FREN CIRCIRI	72811	
---	--	--	-------	--

	MERCEDES NR ENTRA NR DESCRIPTION PARÇA ADI TYPE MARKASI	3574201638 50.65.036 SLACK ADJUSTER FREN CIRCIRI	72812	
--	--	---	-------	--

	MERCEDES NR ENTRA NR DESCRIPTION PARÇA ADI TYPE MARKASI	9424200338 50.65.037 SLACK ADJUSTER FREN CIRCIRI	9424200538	9424290338
---	--	---	------------	------------

	MERCEDES NR ENTRA NR DESCRIPTION PARÇA ADI TYPE MARKASI	9454200238 50.65.038 SLACK ADJUSTER FREN CIRCIRI	6194200738	9424200438
---	--	---	------------	------------


	MERCEDES NR	93001236	79100
	ENTRA NR	50.65.039	
	DESCRIPTION	SLACK ADJUSTER	
	PARÇA ADI	FREN CIRCIRI	
	TYPE		
	MARKASI		


	MERCEDES NR	6954207038	79132
	ENTRA NR	50.65.040	
	DESCRIPTION	SLACK ADJUSTER	
	PARÇA ADI	FREN CIRCIRI	
	TYPE		
	MARKASI		


	MERCEDES NR	HB100046	79136
	ENTRA NR	50.65.041	
	DESCRIPTION	SLACK ADJUSTER	
	PARÇA ADI	FREN CIRCIRI	
	TYPE		
	MARKASI		


	MERCEDES NR	HB100047	79137
	ENTRA NR	50.65.042	
	DESCRIPTION	SLACK ADJUSTER	
	PARÇA ADI	FREN CIRCIRI	
	TYPE		
	MARKASI		


	MERCEDES NR	3844207438	3854207438	79186
	ENTRA NR	50.65.043		
	DESCRIPTION	SLACK ADJUSTER		
	PARÇA ADI	FREN CIRCIRI		
	TYPE			
	MARKASI			


	MERCEDES NR	9454200238	6194200738	9424200438
	ENTRA NR	50.65.044		
	DESCRIPTION	SLACK ADJUSTER		
	PARÇA ADI	FREN CIRCIRI		
	TYPE			
	MARKASI			


	MERCEDES NR	9424200338	9424200538	9424290338
	ENTRA NR	50.65.045		
	DESCRIPTION	SLACK ADJUSTER		
	PARÇA ADI	FREN CIRCIRI		
	TYPE			
	MARKASI			


	MERCEDES NR	9424200938	9424201238	9424200038
	ENTRA NR	50.65.046		
	DESCRIPTION	SLACK ADJUSTER		
	PARÇA ADI	FREN CIRCIRI		
	TYPE			
	MARKASI			


	MERCEDES NR ENTRA NR DESCRIPTION PARÇA ADI TYPE MARKASI	517490200 50.65.047 SLACK ADJUSTER FREN CIRCIRI	9454200138	9424201338
---	--	--	------------	------------


	MERCEDES NR ENTRA NR DESCRIPTION PARÇA ADI TYPE MARKASI	9454200838 50.65.048 SLACK ADJUSTER FREN CIRCIRI	9464200838	3834200538
---	--	---	------------	------------

	MERCEDES NR ENTRA NR DESCRIPTION PARÇA ADI TYPE MARKASI	3834200438 50.65.049 SLACK ADJUSTER FREN CIRCIRI	9454200738	9474200738
---	--	---	------------	------------

	MERCEDES NR ENTRA NR DESCRIPTION PARÇA ADI TYPE MARKASI	9454200538 50.65.050 SLACK ADJUSTER FREN CIRCIRI	3854201738	9484200538
--	--	---	------------	------------

	MERCEDES NR ENTRA NR DESCRIPTION PARÇA ADI TYPE MARKASI	9454200638 50.65.051 SLACK ADJUSTER FREN CIRCIRI	9494200638	3854201838
---	--	---	------------	------------

	MERCEDES NR ENTRA NR DESCRIPTION PARÇA ADI TYPE MARKASI	9454200438 50.65.052 SLACK ADJUSTER FREN CIRCIRI	80014	
---	--	---	-------	--

	MERCEDES NR ENTRA NR DESCRIPTION PARÇA ADI TYPE MARKASI	9454200938 50.65.053 SLACK ADJUSTER FREN CIRCIRI	80030	
---	--	---	-------	--


	MERCEDES NR ENTRA NR DESCRIPTION PARÇA ADI TYPE MARKASI	9454201238 50.65.054 SLACK ADJUSTER FREN CIRCIRI	980163	
--	--	---	--------	--


	MERCEDES NR	9454201338	80164
	ENTRA NR	50.65.055	
	DESCRIPTION	SLACK ADJUSTER	
	PARÇA ADI	FREN CIRCIRI	
	TYPE		
	MARKASI		


	MERCEDES NR	9454201038	80165
	ENTRA NR	50.65.056	
	DESCRIPTION	SLACK ADJUSTER	
	PARÇA ADI	FREN CIRCIRI	
	TYPE		
	MARKASI		


	MERCEDES NR	9454201138	80166
	ENTRA NR	50.65.057	
	DESCRIPTION	SLACK ADJUSTER	
	PARÇA ADI	FREN CIRCIRI	
	TYPE		
	MARKASI		

	MERCEDES NR	9454201438	980167
	ENTRA NR	50.65.058	
	DESCRIPTION	SLACK ADJUSTER	
	PARÇA ADI	FREN CIRCIRI	
	TYPE		
	MARKASI		

	MERCEDES NR	6851522000	
	ENTRA NR	50.59.001	
	DESCRIPTION	BALL JOINT	
	PARÇA ADI	ROTBASI	
	TYPE	ACTROS	
	MARKASI		


	MERCEDES NR	6851527000	
	ENTRA NR	50.59.002	
	DESCRIPTION	BALL JOINT	
	PARÇA ADI	ROTBASI	
	TYPE	ACTROS	
	MARKASI		

	MERCEDES NR	14603848	
	ENTRA NR	50.59.003	
	DESCRIPTION	BALL JOINT	
	PARÇA ADI	ROTBASI	
	TYPE	AXOR	
	MARKASI		

	MERCEDES NR	14608248	
	ENTRA NR	50.59.004	
	DESCRIPTION	BALL JOINT	
	PARÇA ADI	ROTBASI	
	TYPE	AXOR	
	MARKASI		

	MERCEDES NR ENTRA NR DESCRIPTION PARÇA ADI TYPE MARKASI	13301835 50.59.005 BALL JOINT ROTBASI ACTROS / ATEGO
---	--	--


	MERCEDES NR ENTRA NR DESCRIPTION PARÇA ADI TYPE MARKASI	3401206 50.59.006 BALL JOINT ROTBASI ACTROS / ATEGO
---	--	---

	MERCEDES NR ENTRA NR DESCRIPTION PARÇA ADI TYPE MARKASI	4601748 50.59.007 BALL JOINT ROTBASI ACTROS / ATEGO
---	--	---

	MERCEDES NR ENTRA NR DESCRIPTION PARÇA ADI TYPE MARKASI	50.59.008 BALL JOINT ROTBASI ACTROS / ATEGO
--	--	--


	MERCEDES NR ENTRA NR DESCRIPTION PARÇA ADI TYPE MARKASI	14604148 50.59.009 BALL JOINT ROTBASI ACTROS / ATEGO
---	--	--

	MERCEDES NR ENTRA NR DESCRIPTION PARÇA ADI TYPE MARKASI	50.59.010 BALL JOINT ROTBASI ACTROS / ATEGO
---	--	--

	MERCEDES NR ENTRA NR DESCRIPTION PARÇA ADI TYPE MARKASI	9493301003- 50.59.011 BALL JOINT ROTBASI ACTROS / ATEGO
---	--	---


	MERCEDES NR ENTRA NR DESCRIPTION PARÇA ADI TYPE MARKASI	9493301003 50.59.012 BALL JOINT ROTBASI ACTROS / ATEGO
---	--	--


	MERCEDES NR ENTRA NR DESCRIPTION PARÇA ADI TYPE MARKASI	4608448 50.59.013 BALL JOINT ROTBASI
---	--	---


	MERCEDES NR ENTRA NR DESCRIPTION PARÇA ADI TYPE MARKASI	9964845 50.59.014 BALL JOINT ROTBASI
---	--	---


	MERCEDES NR ENTRA NR DESCRIPTION PARÇA ADI TYPE MARKASI	14601648 50.59.015 BALL JOINT ROTBASI ACTROS
--	--	--


	MERCEDES NR ENTRA NR DESCRIPTION PARÇA ADI TYPE MARKASI	14601548 50.59.016 BALL JOINT ROTBASI ACTROS
--	--	--


	MERCEDES NR ENTRA NR DESCRIPTION PARÇA ADI TYPE MARKASI	4600948 50.59.017 BALL JOINT ROTBASI 2521
---	--	---


	MERCEDES NR ENTRA NR DESCRIPTION PARÇA ADI TYPE MARKASI	14602348 50.59.018 BALL JOINT ROTBASI 2521
---	--	--


	MERCEDES NR ENTRA NR DESCRIPTION PARÇA ADI TYPE MARKASI	14603448 50.59.019 BALL JOINT ROTBASI 302
---	--	---


	MERCEDES NR ENTRA NR DESCRIPTION PARÇA ADI TYPE MARKASI	3023300335 50.59.020 BALL JOINT ROTBASI 302
---	--	---


	MERCEDES NR ENTRA NR DESCRIPTION PARÇA ADI TYPE MARKASI	3304035 50.59.021 BALL JOINT ROTBASI O 303 / O 345
---	--	--


	MERCEDES NR ENTRA NR DESCRIPTION PARÇA ADI TYPE MARKASI	3304135 50.59.022 BALL JOINT ROTBASI O 303 / O 345
---	--	--

	MERCEDES NR ENTRA NR DESCRIPTION PARÇA ADI TYPE MARKASI	4607748 50.59.023 BALL JOINT ROTBASI O 403
---	--	--

	MERCEDES NR ENTRA NR DESCRIPTION PARÇA ADI TYPE MARKASI	3330827 50.59.024 BALL JOINT ROTBASI O 403
--	--	--


	MERCEDES NR ENTRA NR DESCRIPTION PARÇA ADI TYPE MARKASI	50.59.025 BALL JOINT ROTBASI O 403
---	--	---

	MERCEDES NR ENTRA NR DESCRIPTION PARÇA ADI TYPE MARKASI	4606748 50.59.026 BALL JOINT ROTBASI O 405
---	--	--

	MERCEDES NR ENTRA NR DESCRIPTION PARÇA ADI TYPE MARKASI	14607048 50.59.027 BALL JOINT ROTBASI TRAVEGO
---	--	---


	MERCEDES NR ENTRA NR DESCRIPTION PARÇA ADI TYPE MARKASI	3387110 50.59.028 BALL JOINT ROTBASI TRAVEGO
--	--	--


	MERCEDES NR	14604648
	ENTRA NR	50.59.029
	DESCRIPTION	BALL JOINT
	PARÇA ADI	ROTBASI
	TYPE	CITARO
	MARKASI	


	MERCEDES NR	6994601648
	ENTRA NR	50.59.030
	DESCRIPTION	BALL JOINT
	PARÇA ADI	ROTBASI
	TYPE	SK LONG
	MARKASI	


	MERCEDES NR	14602948
	ENTRA NR	50.59.031
	DESCRIPTION	BALL JOINT
	PARÇA ADI	ROTBASI
	TYPE	SK 3538
	MARKASI	


	MERCEDES NR	14600648
	ENTRA NR	50.59.032
	DESCRIPTION	BALL JOINT
	PARÇA ADI	ROTBASI
	TYPE	MK / NG / SK
	MARKASI	

	MERCEDES NR	4606848
	ENTRA NR	50.59.033
	DESCRIPTION	BALL JOINT
	PARÇA ADI	ROTBASI
	TYPE	ACTROS
	MARKASI	


	MERCEDES NR	4606948
	ENTRA NR	50.59.034
	DESCRIPTION	BALL JOINT
	PARÇA ADI	ROTBASI
	TYPE	ACTROS
	MARKASI	


	MERCEDES NR	13300335
	ENTRA NR	50.59.035
	DESCRIPTION	BALL JOINT
	PARÇA ADI	ROTBASI
	TYPE	LK 1513
	MARKASI	


	MERCEDES NR	
	ENTRA NR	50.59.036
	DESCRIPTION	BALL JOINT
	PARÇA ADI	ROTBASI
	TYPE	LK 1513
	MARKASI	


	MERCEDES NR ENTRA NR DESCRIPTION PARÇA ADI TYPE MARKASI	6851486000 50.59.037 BALL JOINT ROTBASI NG 1013
---	--	---


	MERCEDES NR ENTRA NR DESCRIPTION PARÇA ADI TYPE MARKASI	6851487000 50.59.038 BALL JOINT ROTBASI NG 1013
---	--	---


	MERCEDES NR ENTRA NR DESCRIPTION PARÇA ADI TYPE MARKASI	4608348 50.59.039 BALL JOINT ROTBASI UNIMOG
---	--	---


	MERCEDES NR ENTRA NR DESCRIPTION PARÇA ADI TYPE MARKASI	3383629 50.59.040 BALL JOINT ROTBASI ALL
--	--	--


	MERCEDES NR ENTRA NR DESCRIPTION PARÇA ADI TYPE MARKASI	3309635 50.59.041 BALL JOINT ROTBASI
---	--	---


	MERCEDES NR ENTRA NR DESCRIPTION PARÇA ADI TYPE MARKASI	3383529 50.59.042 BALL JOINT ROTBASI MB 800
---	--	---

	MERCEDES NR ENTRA NR DESCRIPTION PARÇA ADI TYPE MARKASI	13300035 50.59.043 BALL JOINT ROTBASI
---	--	--


	MERCEDES NR ENTRA NR DESCRIPTION PARÇA ADI TYPE MARKASI	3300635 50.59.044 BALL JOINT ROTBASI LK MINIBUS
---	--	---


	MERCEDES NR ENTRA NR DESCRIPTION PARÇA ADI TYPE MARKASI	3300735 50.59.045 BALL JOINT ROTBASI LK MINIBUS
---	--	---

	MERCEDES NR ENTRA NR DESCRIPTION PARÇA ADI TYPE MARKASI	3305035 50.59.046 BALL JOINT ROTBASI 508 D
---	--	--


	MERCEDES NR ENTRA NR DESCRIPTION PARÇA ADI TYPE MARKASI	4604248 50.59.047 BALL JOINT ROTBASI 508 D
---	--	--


	MERCEDES NR ENTRA NR DESCRIPTION PARÇA ADI TYPE MARKASI	50.59.048 BALL JOINT ROTBASI 613 D
--	--	---


	MERCEDES NR ENTRA NR DESCRIPTION PARÇA ADI TYPE MARKASI	6013300435 50.59.049 BALL JOINT ROTBASI 609D / 714D
---	--	---


	MERCEDES NR ENTRA NR DESCRIPTION PARÇA ADI TYPE MARKASI	6013300535 50.59.050 BALL JOINT ROTBASI 609D / 714D
---	--	---


	MERCEDES NR ENTRA NR DESCRIPTION PARÇA ADI TYPE MARKASI	50.59.051 BALL JOINT ROTBASI 609D / 714D
--	--	---


	MERCEDES NR ENTRA NR DESCRIPTION PARÇA ADI TYPE MARKASI	13304835 50.59.052 BALL JOINT ROTBASI 631 D
---	--	---


	MERCEDES NR ENTRA NR DESCRIPTION PARÇA ADI TYPE MARKASI	6313300435 50.59.053 BALL JOINT ROTBASI
---	--	--


	MERCEDES NR ENTRA NR DESCRIPTION PARÇA ADI TYPE MARKASI	6313300310 50.59.054 BALL JOINT ROTBASI
---	--	--


	MERCEDES NR ENTRA NR DESCRIPTION PARÇA ADI TYPE MARKASI	6313300410 50.59.055 BALL JOINT ROTBASI
---	--	--


	MERCEDES NR ENTRA NR DESCRIPTION PARÇA ADI TYPE MARKASI	3301035 50.59.056 BALL JOINT ROTBASI
--	--	---


	MERCEDES NR ENTRA NR DESCRIPTION PARÇA ADI TYPE MARKASI	3301135 50.59.057 BALL JOINT ROTBASI
---	--	---


	MERCEDES NR ENTRA NR DESCRIPTION PARÇA ADI TYPE MARKASI	3103300035 50.59.058 BALL JOINT ROTBASI 309
---	--	---


	MERCEDES NR ENTRA NR DESCRIPTION PARÇA ADI TYPE MARKASI	3103300135 50.59.059 BALL JOINT ROTBASI 309
---	--	---


	MERCEDES NR ENTRA NR DESCRIPTION PARÇA ADI TYPE MARKASI	3302735 50.59.060 BALL JOINT ROTBASI 309
---	--	--


	MERCEDES NR ENTRA NR DESCRIPTION PARÇA ADI TYPE MARKASI	3302635 50.59.061 BALL JOINT ROTBASI 309
---	--	--


	MERCEDES NR ENTRA NR DESCRIPTION PARÇA ADI TYPE MARKASI	6023305535 50.59.062 BALL JOINT ROTBASI 207
---	--	---


	MERCEDES NR ENTRA NR DESCRIPTION PARÇA ADI TYPE MARKASI	6023305435 50.59.063 BALL JOINT ROTBASI 207
---	--	---


	MERCEDES NR ENTRA NR DESCRIPTION PARÇA ADI TYPE MARKASI	3300935 50.59.064 BALL JOINT ROTBASI T2 / 309
--	--	---


	MERCEDES NR ENTRA NR DESCRIPTION PARÇA ADI TYPE MARKASI	3300835 50.59.065 BALL JOINT ROTBASI T2 / 309
---	--	---

	MERCEDES NR ENTRA NR DESCRIPTION PARÇA ADI TYPE MARKASI	2685289 50.59.066 BALL JOINT ROTBASI
---	--	---


	MERCEDES NR ENTRA NR DESCRIPTION PARÇA ADI TYPE MARKASI	3752600537 50.59.067 BALL JOINT ROTBASI AXOR
---	--	--


	MERCEDES NR ENTRA NR DESCRIPTION PARÇA ADI TYPE MARKASI	2684889 50.59.068 BALL JOINT ROTBASI
---	--	---


	MERCEDES NR ENTRA NR DESCRIPTION PARÇA ADI TYPE MARKASI	2686289 50.59.069 BALL JOINT ROTBASI
---	--	---


	MERCEDES NR ENTRA NR DESCRIPTION PARÇA ADI TYPE MARKASI	2686189 50.59.070 BALL JOINT ROTBASI
---	--	---


	MERCEDES NR ENTRA NR DESCRIPTION PARÇA ADI TYPE MARKASI	9965245 50.59.071 BALL JOINT ROTBASI LK / LN2
---	--	---


	MERCEDES NR ENTRA NR DESCRIPTION PARÇA ADI TYPE MARKASI	9966645 3752680189 50.59.072 BALL JOINT ROTBASI
--	--	--


	MERCEDES NR ENTRA NR DESCRIPTION PARÇA ADI TYPE MARKASI	2687045 50.59.073 BALL JOINT ROTBASI
---	--	---


	MERCEDES NR ENTRA NR DESCRIPTION PARÇA ADI TYPE MARKASI	4607205 4607105 14606705 50.59.074 TIE ROD, STEERING SHORT KISA ROT
---	--	--


	MERCEDES NR ENTRA NR DESCRIPTION PARÇA ADI TYPE MARKASI	14606905 4609205 4609305 50.59.075 TIE ROD, STEERING SHORT KISA ROT ACTROS / ATEGO
---	--	--


	MERCEDES NR ENTRA NR DESCRIPTION PARÇA ADI TYPE MARKASI	14600705 50.59.076 TIE ROD, STEERING SHORT KISA ROT ACTROS
---	--	--


	MERCEDES NR ENTRA NR DESCRIPTION PARÇA ADI TYPE MARKASI	14607105 50.59.077 TIE ROD, STEERING SHORT KISA ROT ACTROS	4609405 4609505
---	--	--	--------------------


	MERCEDES NR ENTRA NR DESCRIPTION PARÇA ADI TYPE MARKASI	14604905 50.59.078 TIE ROD, STEERING SHORT KISA ROT ACTROS / ATEGO	14607405
---	--	--	----------


	MERCEDES NR ENTRA NR DESCRIPTION PARÇA ADI TYPE MARKASI	14605105 50.59.079 TIE ROD, STEERING SHORT KISA ROT ACTROS	14608105
---	--	--	----------


	MERCEDES NR ENTRA NR DESCRIPTION PARÇA ADI TYPE MARKASI	24609605 50.59.080 TIE ROD, STEERING SHORT KISA ROT ACTROS	24609705
---	--	--	----------


	MERCEDES NR ENTRA NR DESCRIPTION PARÇA ADI TYPE MARKASI	24604405 50.59.081 TIE ROD, STEERING SHORT KISA ROT ACTROS / ATEGO	24604305
---	--	--	----------


	MERCEDES NR ENTRA NR DESCRIPTION PARÇA ADI TYPE MARKASI	24604705 50.59.082 TIE ROD, STEERING SHORT KISA ROT ACTROS / ATEGO	24604805
---	--	--	----------


	MERCEDES NR ENTRA NR DESCRIPTION PARÇA ADI TYPE MARKASI	24606405 50.59.083 TIE ROD, STEERING SHORT KISA ROT	14609805 14609905
---	--	--	----------------------


	MERCEDES NR ENTRA NR DESCRIPTION PARÇA ADI TYPE MARKASI	24605105 50.59.084 TIE ROD, STEERING SHORT KISA ROT ACTROS / ATEGO	24605205
---	--	--	----------


	MERCEDES NR ENTRA NR DESCRIPTION PARÇA ADI TYPE MARKASI	3754600405 50.59.085 TIE ROD, STEERING SHORT KISA ROT AXOR	24604505	24604605
---	--	--	----------	----------


	MERCEDES NR ENTRA NR DESCRIPTION PARÇA ADI TYPE MARKASI	3754600605 50.59.086 TIE ROD, STEERING SHORT KISA ROT AXOR / 3240		
---	--	---	--	--


	MERCEDES NR ENTRA NR DESCRIPTION PARÇA ADI TYPE MARKASI	14605505 50.59.087 TIE ROD, STEERING SHORT KISA ROT AXOR	24600705	
---	--	--	----------	--

	MERCEDES NR ENTRA NR DESCRIPTION PARÇA ADI TYPE MARKASI	14606505 50.59.088 TIE ROD, STEERING SHORT KISA ROT AXOR	14608405	
---	--	--	----------	--


	MERCEDES NR ENTRA NR DESCRIPTION PARÇA ADI TYPE MARKASI	24609405 50.59.089 TIE ROD, STEERING SHORT KISA ROT AXOR	24609505	
---	--	--	----------	--


	MERCEDES NR ENTRA NR DESCRIPTION PARÇA ADI TYPE MARKASI	14601305 50.59.090 TIE ROD, STEERING SHORT KISA ROT ACTROS	24600505	
---	--	--	----------	--


	MERCEDES NR ENTRA NR DESCRIPTION PARÇA ADI TYPE MARKASI	14601505 50.59.091 TIE ROD, STEERING SHORT KISA ROT ACTROS / ATEGO		
---	--	--	--	--


	MERCEDES NR ENTRA NR DESCRIPTION PARÇA ADI TYPE MARKASI	9574600205 50.59.092 TIE ROD, STEERING SHORT KISA ROT ACTROS/ECONIC		
---	--	---	--	--


	MERCEDES NR	24606205
	ENTRA NR	50.59.093
	DESCRIPTION	TIE ROD, STEERING SHORT
	PARÇA ADI	KISA ROT
	TYPE	ACTROS / ATEGO
	MARKASI	


	MERCEDES NR	24600605
	ENTRA NR	50.59.094
	DESCRIPTION	TIE ROD, STEERING SHORT
	PARÇA ADI	KISA ROT
	TYPE	ACTROS
	MARKASI	


	MERCEDES NR	24602505	24603805
	ENTRA NR	50.59.095	
	DESCRIPTION	TIE ROD, STEERING SHORT	
	PARÇA ADI	KISA ROT	
	TYPE	ACTROS / ATEGO	
	MARKASI		


	MERCEDES NR	14608605
	ENTRA NR	50.59.096
	DESCRIPTION	TIE ROD, STEERING SHORT
	PARÇA ADI	KISA ROT
	TYPE	ACTROS / ATEGO
	MARKASI	

	MERCEDES NR	14609005
	ENTRA NR	50.59.097
	DESCRIPTION	TIE ROD, STEERING SHORT
	PARÇA ADI	KISA ROT
	TYPE	ACTROS / ATEGO
	MARKASI	


	MERCEDES NR	14606205	24601205
	ENTRA NR	50.59.098	
	DESCRIPTION	TIE ROD, STEERING SHORT	
	PARÇA ADI	KISA ROT	
	TYPE	ACTROS / ATEGO	
	MARKASI		

	MERCEDES NR	9724601005	9724601205
	ENTRA NR	50.59.099	
	DESCRIPTION	STEERING	
	PARÇA ADI	ATEGO	
	TYPE		
	MARKASI		


	MERCEDES NR	9724601105	9724601305
	ENTRA NR	50.59.100	
	DESCRIPTION	TIE ROD, STEERING SHORT	
	PARÇA ADI	KISA ROT	
	TYPE	3891 SAĞ	
	MARKASI		


	MERCEDES NR ENTRA NR DESCRIPTION PARÇA ADI TYPE MARKASI	9704600705 9704600905 50.59.101 TIE ROD, STEERING SHORT KISA ROT ATEGO
---	--	---


	MERCEDES NR ENTRA NR DESCRIPTION PARÇA ADI TYPE MARKASI	9704601005 9704600805 50.59.102 TIE ROD, STEERING SHORT KISA ROT 03548 SAĞ
---	--	---


	MERCEDES NR ENTRA NR DESCRIPTION PARÇA ADI TYPE MARKASI	9724601405 9724601605 50.59.103 TIE ROD, STEERING SHORT KISA ROT ATEGO
---	--	---


	MERCEDES NR ENTRA NR DESCRIPTION PARÇA ADI TYPE MARKASI	9724601505 9724601705 50.59.104 TIE ROD, STEERING SHORT KISA ROT 03550 RIGHT
--	--	---


	MERCEDES NR ENTRA NR DESCRIPTION PARÇA ADI TYPE MARKASI	9744601505 50.59.105 TIE ROD, STEERING SHORT KISA ROT ATEGO
---	--	---


	MERCEDES NR ENTRA NR DESCRIPTION PARÇA ADI TYPE MARKASI	9744602205 9744600405 9744600805 50.59.106 TIE ROD, STEERING SHORT KISA ROT ATEGO
---	--	---


	MERCEDES NR ENTRA NR DESCRIPTION PARÇA ADI TYPE MARKASI	3754600005 50.59.107 TIE ROD, STEERING SHORT KISA ROT ATEGO
---	--	---


	MERCEDES NR ENTRA NR DESCRIPTION PARÇA ADI TYPE MARKASI	9744601005 9744601205 50.59.108 TIE ROD, STEERING SHORT KISA ROT ATEGO
---	--	---

	MERCEDES NR ENTRA NR DESCRIPTION PARÇA ADI TYPE MARKASI	9724601805 50.59.109 TIE ROD, STEERING SHORT KISA ROT ATEGO	3754600305	9724602005
---	--	---	------------	------------


	MERCEDES NR ENTRA NR DESCRIPTION PARÇA ADI TYPE MARKASI	24604905 50.59.110 TIE ROD, STEERING SHORT KISA ROT ATEGO	24605005	
---	--	---	----------	--


	MERCEDES NR ENTRA NR DESCRIPTION PARÇA ADI TYPE MARKASI	6734600805 50.59.111 TIE ROD, STEERING SHORT KISA ROT LK / LN2	6734600205	6734600405
---	--	--	------------	------------

	MERCEDES NR ENTRA NR DESCRIPTION PARÇA ADI TYPE MARKASI	6734600905 50.59.112 TIE ROD, STEERING SHORT KISA ROT 00563 SAĞ	6734600305	6734600505
---	--	---	------------	------------

	MERCEDES NR ENTRA NR DESCRIPTION PARÇA ADI TYPE MARKASI	6744600405 50.59.113 STABILIZER LK / LN2	6744600605	
---	--	---	------------	--

	MERCEDES NR ENTRA NR DESCRIPTION PARÇA ADI TYPE MARKASI	6764603205 50.59.114 TIE ROD, STEERING ROT KOLU LK / LN2		
---	--	--	--	--

	MERCEDES NR ENTRA NR DESCRIPTION PARÇA ADI TYPE MARKASI	6754602805 50.59.115 TIE ROD, STEERING ROT KOLU LK / LN2	6754601005	6754601605
---	--	--	------------	------------

	MERCEDES NR ENTRA NR DESCRIPTION PARÇA ADI TYPE MARKASI	6754602905 50.59.116 TIE ROD, STEERING ROT KOLU 00413 RIGHT	6754601105	6754602305
---	--	---	------------	------------


	MERCEDES NR ENTRA NR DESCRIPTION PARÇA ADI TYPE MARKASI	6754603005 50.59.117 TIE ROD, STEERING ROT KOLU LK / LN2	6754601205	6754601805
---	--	--	------------	------------


	MERCEDES NR ENTRA NR DESCRIPTION PARÇA ADI TYPE MARKASI	6754602505 50.59.118 TIE ROD, STEERING ROT KOLU 00464 RIGHT	6754603105	1357701
---	--	---	------------	---------

	MERCEDES NR ENTRA NR DESCRIPTION PARÇA ADI TYPE MARKASI	6764601105 50.59.119 TIE ROD, STEERING ROT KOLU LK / LN2	6764601505	
---	--	--	------------	--


	MERCEDES NR ENTRA NR DESCRIPTION PARÇA ADI TYPE MARKASI	6764601205 50.59.120 TIE ROD, STEERING ROT KOLU	6764601605	79
---	--	--	------------	----


	MERCEDES NR ENTRA NR DESCRIPTION PARÇA ADI TYPE MARKASI	6764601905 50.59.121 TIE ROD, STEERING ROT KOLU LK / LN2	6764602105	
---	--	--	------------	--

	MERCEDES NR ENTRA NR DESCRIPTION PARÇA ADI TYPE MARKASI	6764603105 50.59.122 TIE ROD, STEERING ROT KOLU LK / LN2		
---	--	--	--	--

	MERCEDES NR ENTRA NR DESCRIPTION PARÇA ADI TYPE MARKASI	3023301603 50.59.123 TIE ROD, STEERING ROT KOLU NG	3023301103	3023301403
---	--	--	------------	------------


	MERCEDES NR ENTRA NR DESCRIPTION PARÇA ADI TYPE MARKASI	3464605005 50.59.124 TIE ROD, STEERING ROT KOLU MK / NG 2524	3464600005	3464600105
---	--	--	------------	------------


	MERCEDES NR ENTRA NR DESCRIPTION PARÇA ADI TYPE MARKASI	3434601505 50.59.125 TIE ROD, STEERING ROT KOLU MK	3434601005	3434601205
---	--	--	------------	------------

	MERCEDES NR ENTRA NR DESCRIPTION PARÇA ADI TYPE MARKASI	3524605505 50.59.126 TIE ROD, STEERING ROT KOLU LK 1313	3524602905	3524604605
---	--	---	------------	------------


	MERCEDES NR ENTRA NR DESCRIPTION PARÇA ADI TYPE MARKASI	3524605805 50.59.127 TIE ROD, STEERING ROT KOLU 00631 RIGHT	3524603005	3524604705
---	--	---	------------	------------


	MERCEDES NR ENTRA NR DESCRIPTION PARÇA ADI TYPE MARKASI	3524604905 50.59.128 TIE ROD, STEERING ROT KOLU LA 911	3524602305	3524604805
---	--	--	------------	------------


	MERCEDES NR ENTRA NR DESCRIPTION PARÇA ADI TYPE MARKASI	3554602805 50.59.129 TIE ROD, STEERING ROT KOLU MK	3554604705	3554602305
---	--	--	------------	------------


	MERCEDES NR ENTRA NR DESCRIPTION PARÇA ADI TYPE MARKASI	3714608005 50.59.130 TIE ROD, STEERING ROT KOLU MK / NG 2521	3714608205	
---	--	--	------------	--


	MERCEDES NR ENTRA NR DESCRIPTION PARÇA ADI TYPE MARKASI	3714608203 50.59.131 TIE ROD, STEERING ROT KOLU 2521		
---	--	--	--	--

	MERCEDES NR ENTRA NR DESCRIPTION PARÇA ADI TYPE MARKASI	24602405 50.59.132 TIE ROD, STEERING ROT KOLU 2528-2533	24603005	
---	--	---	----------	--


	MERCEDES NR ENTRA NR DESCRIPTION PARÇA ADI TYPE MARKASI	3834604605 50.59.133 TIE ROD, STEERING ROT KOLU NG	3834601905	3834602505
---	--	--	------------	------------


	MERCEDES NR ENTRA NR DESCRIPTION PARÇA ADI TYPE MARKASI	3804602205 50.59.134 TIE ROD, STEERING ROT KOLU NG	3804601405	3804601605
---	--	--	------------	------------


	MERCEDES NR ENTRA NR DESCRIPTION PARÇA ADI TYPE MARKASI	3834604505 50.59.135 TIE ROD, STEERING ROT KOLU NG	3834600805	3834602405
---	--	--	------------	------------

	MERCEDES NR ENTRA NR DESCRIPTION PARÇA ADI TYPE MARKASI	3834602605 50.59.136 TIE ROD, STEERING ROT KOLU 00689 RIGHT	3834604705	3834602005
--	--	---	------------	------------

	MERCEDES NR ENTRA NR DESCRIPTION PARÇA ADI TYPE MARKASI	3854602005 50.59.137 TIE ROD, STEERING ROT KOLU NG	3854603405	3854600805
---	--	--	------------	------------

	MERCEDES NR ENTRA NR DESCRIPTION PARÇA ADI TYPE MARKASI	3834604405 50.59.138 TIE ROD, STEERING ROT KOLU NG	3834600605	3834602305
---	--	--	------------	------------

	MERCEDES NR ENTRA NR DESCRIPTION PARÇA ADI TYPE MARKASI	3834606105 50.59.139 TIE ROD, STEERING ROT KOLU NG	3834601505	3834606005
---	--	--	------------	------------

	MERCEDES NR ENTRA NR DESCRIPTION PARÇA ADI TYPE MARKASI	3874604505 50.59.140 TIE ROD, STEERING ROT KOLU NG	3874600605	3874604405
---	--	--	------------	------------


Orj. Parça no'ları referans olarak kullanılmıştır. Original parts no and brand name only for reference.

	MERCEDES NR ENTRA NR DESCRIPTION PARÇA ADI TYPE MARKASI	3874604905 50.59.141 TIE ROD, STEERING ROT KOLU NG	3874600005	3874604805
---	--	--	------------	------------

	MERCEDES NR ENTRA NR DESCRIPTION PARÇA ADI TYPE MARKASI	3874603405 50.59.142 TIE ROD, STEERING ROT KOLU NG	3874601805	3874602405
---	--	--	------------	------------


	MERCEDES NR ENTRA NR DESCRIPTION PARÇA ADI TYPE MARKASI	6173200189 50.59.143 TIE ROD, STEERING ROT KOLU NG		
--	--	--	--	--

	MERCEDES NR ENTRA NR DESCRIPTION PARÇA ADI TYPE MARKASI	6994607806 50.59.144 TIE ROD, STEERING ROT KOLU MK / NG / SK		
---	--	--	--	--

	MERCEDES NR ENTRA NR DESCRIPTION PARÇA ADI TYPE MARKASI	6174602405 50.59.145 TIE ROD, STEERING ROT KOLU MK / NG	6174603405	
---	--	---	------------	--

	MERCEDES NR ENTRA NR DESCRIPTION PARÇA ADI TYPE MARKASI	6174603705 50.59.146 TIE ROD, STEERING ROT KOLU 03522 RIGHT	6174602105	6174602505
--	--	---	------------	------------

	MERCEDES NR ENTRA NR DESCRIPTION PARÇA ADI TYPE MARKASI	3854603705 50.59.147 TIE ROD, STEERING ROT KOLU NG	3854601905	3854602305
---	--	--	------------	------------

	MERCEDES NR ENTRA NR DESCRIPTION PARÇA ADI TYPE MARKASI	3854603505 50.59.148 TIE ROD, STEERING ROT KOLU 05043 RIGHT	3854601805	3854602205
---	--	---	------------	------------


	MERCEDES NR ENTRA NR DESCRIPTION PARÇA ADI TYPE MARKASI	6174602805 50.59.149 TIE ROD, STEERING ROT KOLU NG	6174600005	6174600205
---	--	--	------------	------------

	MERCEDES NR ENTRA NR DESCRIPTION PARÇA ADI TYPE MARKASI	6174600305 50.59.150 TIE ROD, STEERING ROT KOLU 00597 RIGHT	6174602905	6174600105
---	--	---	------------	------------

	MERCEDES NR ENTRA NR DESCRIPTION PARÇA ADI TYPE MARKASI	6174603305 50.59.151 TIE ROD, STEERING ROT KOLU MK / NG	6174603205	
---	--	---	------------	--

	MERCEDES NR ENTRA NR DESCRIPTION PARÇA ADI TYPE MARKASI	6174603605 50.59.152 TIE ROD, STEERING ROT KOLU 01303 RIGHT	6174603505	
--	--	---	------------	--

	MERCEDES NR ENTRA NR DESCRIPTION PARÇA ADI TYPE MARKASI	6194605205 50.59.153 TIE ROD, STEERING ROT KOLU MK / NG	6194602505	6194602905
---	--	---	------------	------------

	MERCEDES NR ENTRA NR DESCRIPTION PARÇA ADI TYPE MARKASI	6194605305 50.59.154 TIE ROD, STEERING ROT KOLU 00099 RIGHT	6194602705	6194603105
---	--	---	------------	------------

	MERCEDES NR ENTRA NR DESCRIPTION PARÇA ADI TYPE MARKASI	3914601605 50.59.155 TIE ROD, STEERING ROT KOLU NG / SK	3914600605	3914601505
---	--	---	------------	------------

	MERCEDES NR ENTRA NR DESCRIPTION PARÇA ADI TYPE MARKASI	6224601005 50.59.156 TIE ROD, STEERING ROT KOLU MK / NG / SK	6224600205	6224600905
---	--	--	------------	------------


	MERCEDES NR ENTRA NR DESCRIPTION PARÇA ADI TYPE MARKASI	3914602005 50.59.157 TIE ROD, STEERING ROT KOLU MK / NG / SK	3914601105	3914601905
---	--	--	------------	------------

	MERCEDES NR ENTRA NR DESCRIPTION PARÇA ADI TYPE MARKASI	6474600105 50.59.158 TIE ROD, STEERING ROT KOLU MK / NG / SK	3874601405	3874603205
---	--	--	------------	------------

	MERCEDES NR ENTRA NR DESCRIPTION PARÇA ADI TYPE MARKASI	6204603705 50.59.159 TIE ROD, STEERING ROT KOLU NG / SK	3933200632	6204602805
---	--	---	------------	------------

	MERCEDES NR ENTRA NR DESCRIPTION PARÇA ADI TYPE MARKASI	6204603905 50.59.160 TIE ROD, STEERING ROT KOLU 00420 RIGHT	6204600105	6204603805
--	--	---	------------	------------

	MERCEDES NR ENTRA NR DESCRIPTION PARÇA ADI TYPE MARKASI	6204603005 50.59.161 TIE ROD, STEERING ROT KOLU MK / NG / SK	6204602905	
---	--	--	------------	--

	MERCEDES NR ENTRA NR DESCRIPTION PARÇA ADI TYPE MARKASI	6204603405 50.59.163 TIE ROD, STEERING ROT KOLU 00462 RIGHT	6204603305	
---	--	---	------------	--


	MERCEDES NR ENTRA NR DESCRIPTION PARÇA ADI TYPE MARKASI	3914601705 50.59.162 TIE ROD, STEERING ROT KOLU MK / NG / SK	3914601805	3914600905
---	--	--	------------	------------

	MERCEDES NR ENTRA NR DESCRIPTION PARÇA ADI TYPE MARKASI	6224601105 50.59.164 TIE ROD, STEERING ROT KOLU NG / SK	6224600005	6224600805
---	--	---	------------	------------

	MERCEDES NR ENTRA NR DESCRIPTION PARÇA ADI TYPE MARKASI	6254602505 50.59.165 TIE ROD, STEERING ROT KOLU MK / NG / SK
---	--	--


	MERCEDES NR ENTRA NR DESCRIPTION PARÇA ADI TYPE MARKASI	6254607705 50.59.166 TIE ROD, STEERING ROT KOLU NG / SK	4603905	6254605205
---	--	---	---------	------------

	MERCEDES NR ENTRA NR DESCRIPTION PARÇA ADI TYPE MARKASI	14604205 50.59.167 TIE ROD, STEERING ROT KOLU SK
---	--	--

	MERCEDES NR ENTRA NR DESCRIPTION PARÇA ADI TYPE MARKASI	14609605 50.59.168 TIE ROD, STEERING ROT KOLU SK
--	--	--


	MERCEDES NR ENTRA NR DESCRIPTION PARÇA ADI TYPE MARKASI	6244603505 50.59.169 TIE ROD, STEERING ROT KOLU NG / SK	6244603105	6244603205
---	--	---	------------	------------

	MERCEDES NR ENTRA NR DESCRIPTION PARÇA ADI TYPE MARKASI	6254609505 50.59.170 TIE ROD, STEERING ROT KOLU NG / SK	6254600805	6254608905
---	--	---	------------	------------

	MERCEDES NR ENTRA NR DESCRIPTION PARÇA ADI TYPE MARKASI	6254604405 50.59.171 TIE ROD, STEERING ROT KOLU NG / SK
---	--	---

	MERCEDES NR ENTRA NR DESCRIPTION PARÇA ADI TYPE MARKASI	6254608005 50.59.172 TIE ROD, STEERING ROT KOLU NG / SK	4604505	24608305
---	--	---	---------	----------

	MERCEDES NR ENTRA NR DESCRIPTION PARÇA ADI TYPE MARKASI	804604005 50.59.173 TIE ROD, STEERING ROT KOLU NG / SK
---	--	--

	MERCEDES NR ENTRA NR DESCRIPTION PARÇA ADI TYPE MARKASI	4605105 4602805 4603605 50.59.174 TIE ROD, STEERING ROT KOLU NG / SK
---	--	--

	MERCEDES NR ENTRA NR DESCRIPTION PARÇA ADI TYPE MARKASI	6244601905 6244600305 6244602005 50.59.175 TIE ROD, STEERING ROT KOLU NG / SK
---	--	---

	MERCEDES NR ENTRA NR DESCRIPTION PARÇA ADI TYPE MARKASI	4606605 50.59.176 TIE ROD, STEERING ROT KOLU MK / NG / SK
--	--	---

	MERCEDES NR ENTRA NR DESCRIPTION PARÇA ADI TYPE MARKASI	4604305 6254604805 50.59.177 TIE ROD, STEERING ROT KOLU MK / NG / SK
---	--	---

	MERCEDES NR ENTRA NR DESCRIPTION PARÇA ADI TYPE MARKASI	4604405 6254605005 50.59.178 TIE ROD, STEERING ROT KOLU MK / NG / SK
---	--	---

	MERCEDES NR ENTRA NR DESCRIPTION PARÇA ADI TYPE MARKASI	4604905 50.59.179 TIE ROD, STEERING ROT KOLU MK / NG / SK
---	--	---

	MERCEDES NR ENTRA NR DESCRIPTION PARÇA ADI TYPE MARKASI	6254601905 50.59.180 TIE ROD, STEERING ROT KOLU MK / NG / SK
---	--	--

	MERCEDES NR ENTRA NR DESCRIPTION PARÇA ADI TYPE MARKASI	6244601505 50.59.181 TIE ROD, STEERING ROT KOLU MK / NG / SK
---	--	--


	MERCEDES NR ENTRA NR DESCRIPTION PARÇA ADI TYPE MARKASI	804603105 6254601705 50.59.182 TIE ROD, STEERING ROT KOLU MK / NG / SK
---	--	--


	MERCEDES NR ENTRA NR DESCRIPTION PARÇA ADI TYPE MARKASI	4606005 4606305 50.59.183 TIE ROD, STEERING ROT KOLU MK / NG / SK
---	--	---

	MERCEDES NR ENTRA NR DESCRIPTION PARÇA ADI TYPE MARKASI	4604805 6254608405 14603905 50.59.184 TIE ROD, STEERING ROT KOLU MK / NG / SK
--	--	---

	MERCEDES NR ENTRA NR DESCRIPTION PARÇA ADI TYPE MARKASI	14602905 14603005 50.59.185 TIE ROD, STEERING ROT KOLU MK / SK
---	--	--

	MERCEDES NR ENTRA NR DESCRIPTION PARÇA ADI TYPE MARKASI	14600305 14600405 50.59.186 TIE ROD, STEERING ROT KOLU MK / NG / SK
---	--	---


	MERCEDES NR ENTRA NR DESCRIPTION PARÇA ADI TYPE MARKASI	4600705 50.59.187 TIE ROD, STEERING ROT KOLU SK
---	--	---


	MERCEDES NR ENTRA NR DESCRIPTION PARÇA ADI TYPE MARKASI	4609805 4609905 50.59.188 TIE ROD, STEERING ROT KOLU SK
---	--	---

	MERCEDES NR ENTRA NR DESCRIPTION PARÇA ADI TYPE MARKASI	804603305 50.59.189 TIE ROD, STEERING ROT KOLU
---	--	---


	MERCEDES NR ENTRA NR DESCRIPTION PARÇA ADI TYPE MARKASI	6254608205 50.59.190 TIE ROD, STEERING ROT KOLU MK / NG / SK	814600805 4604705
---	--	--	----------------------


	MERCEDES NR ENTRA NR DESCRIPTION PARÇA ADI TYPE MARKASI	6254607805 50.59.191 TIE ROD, STEERING ROT KOLU 3234	6254604205 4605505
---	--	--	-----------------------


	MERCEDES NR ENTRA NR DESCRIPTION PARÇA ADI TYPE MARKASI	6254603605 50.59.192 TIE ROD, STEERING ROT KOLU 3234	6254607605 4605405
--	--	--	-----------------------


	MERCEDES NR ENTRA NR DESCRIPTION PARÇA ADI TYPE MARKASI	6224601405 50.59.193 TIE ROD, STEERING ROT KOLU 3234	6224601505 6224600405
---	--	--	--------------------------

	MERCEDES NR ENTRA NR DESCRIPTION PARÇA ADI TYPE MARKASI	3144600305 50.59.194 TIE ROD, STEERING ROT KOLU LP
---	--	--

	MERCEDES NR ENTRA NR DESCRIPTION PARÇA ADI TYPE MARKASI	3144600805 50.59.195 TIE ROD, STEERING ROT KOLU LP
---	--	--

	MERCEDES NR ENTRA NR DESCRIPTION PARÇA ADI TYPE MARKASI	3164600805 50.59.196 TIE ROD, STEERING ROT KOLU LP	3164600905 3164600605
---	--	--	--------------------------


	MERCEDES NR ENTRA NR DESCRIPTION PARÇA ADI TYPE MARKASI	6674601705 6674601505 50.59.197 TIE ROD, STEERING ROT KOLU VARIO
---	--	---

	MERCEDES NR ENTRA NR DESCRIPTION PARÇA ADI TYPE MARKASI	6314600705 50.59.198 TIE ROD, STEERING ROT KOLU 631 D
---	--	---

	MERCEDES NR ENTRA NR DESCRIPTION PARÇA ADI TYPE MARKASI	6684600905 6684601105 6684600505 50.59.199 TIE ROD, STEERING ROT KOLU T2 / LN1 609 - 714
---	--	--


	MERCEDES NR ENTRA NR DESCRIPTION PARÇA ADI TYPE MARKASI	6684602305 6684602405 50.59.200 TIE ROD, STEERING ROT KOLU T2 / LN1 609 - 714
--	--	--

	MERCEDES NR ENTRA NR DESCRIPTION PARÇA ADI TYPE MARKASI	6684602105 6684602205 50.59.201 TIE ROD, STEERING ROT KOLU T2 / LN1 609 - 714
---	--	--

	MERCEDES NR ENTRA NR DESCRIPTION PARÇA ADI TYPE MARKASI	6684601705 6684601905 50.59.202 TIE ROD, STEERING ROT KOLU T2 / LN1 609 - 714
---	--	--

	MERCEDES NR ENTRA NR DESCRIPTION PARÇA ADI TYPE MARKASI	6704602805 6704602905 50.59.203 TIE ROD, STEERING ROT KOLU T2 / LN1 814
---	--	--


	MERCEDES NR ENTRA NR DESCRIPTION PARÇA ADI TYPE MARKASI	6704600805 50.59.204 TIE ROD, STEERING ROT KOLU T2 / LN1 814
---	--	--


	MERCEDES NR	6704602605	6704602705
	ENTRA NR	50.59.205	
	DESCRIPTION	TIE ROD, STEERING	
	PARÇA ADI	ROT KOLU	
	TYPE		
	MARKASI		


	MERCEDES NR	3134600005	3134600105
	ENTRA NR	50.59.206	
	DESCRIPTION	TIE ROD, STEERING	
	PARÇA ADI	ROT KOLU	
	TYPE	T2 / LN1 613	
	MARKASI		


	MERCEDES NR	6674600705	6674601005
	ENTRA NR	50.59.207	
	DESCRIPTION	TIE ROD, STEERING	
	PARÇA ADI	ROT KOLU	
	TYPE	T2 / LN1 508	
	MARKASI		

	MERCEDES NR	6014600905	6014600605	6014600805
	ENTRA NR	50.59.208		
	DESCRIPTION	TIE ROD, STEERING		
	PARÇA ADI	ROT KOLU		
	TYPE	T1 309		
	MARKASI			

	MERCEDES NR	3714637115	3714637215
	ENTRA NR	50.59.209	
	DESCRIPTION	TIE ROD, STEERING	
	PARÇA ADI	ROT KOLU	
	TYPE	MB 800	
	MARKASI		

	MERCEDES NR	4254600405	4254600105	4374600105
	ENTRA NR	50.59.210		
	DESCRIPTION	TIE ROD, STEERING		
	PARÇA ADI	ROT KOLU		
	TYPE	UNIMOG U1300 / U1700		
	MARKASI			

	MERCEDES NR	4064600605	4064600705	4064600305
	ENTRA NR	50.59.211		
	DESCRIPTION	TIE ROD, STEERING		
	PARÇA ADI	ROT KOLU		
	TYPE	UNIMOG U100 / U125		
	MARKASI			

	MERCEDES NR	4184600005	
	ENTRA NR	50.59.212	
	DESCRIPTION	TIE ROD, STEERING	
	PARÇA ADI	ROT KOLU	
	TYPE	UNIMOG U110 / U130	
	MARKASI		

	MERCEDES NR ENTRA NR DESCRIPTION PARÇA ADI TYPE MARKASI	6293300003 50.59.213 TIE ROD, STEERING ROT KOLU TRAVEGO
---	--	---

	MERCEDES NR ENTRA NR DESCRIPTION PARÇA ADI TYPE MARKASI	3200532 50.59.214 TIE ROD, STEERING ROT KOLU TRAVEGO
--	--	--

	MERCEDES NR ENTRA NR DESCRIPTION PARÇA ADI TYPE MARKASI	3200632 50.59.215 TIE ROD, STEERING ROT KOLU TRAVEGO
--	--	--

	MERCEDES NR ENTRA NR DESCRIPTION PARÇA ADI TYPE MARKASI	6293200189 50.59.216 TIE ROD, STEERING ROT KOLU TRAVEGO
---	--	---


	MERCEDES NR ENTRA NR DESCRIPTION PARÇA ADI TYPE MARKASI	3200732 50.59.217 TIE ROD, STEERING ROT KOLU TRAVEGO
--	--	--

	MERCEDES NR ENTRA NR DESCRIPTION PARÇA ADI TYPE MARKASI	6343230416 50.59.218 TIE ROD, STEERING ROT KOLU O 500
--	--	---

	MERCEDES NR ENTRA NR DESCRIPTION PARÇA ADI TYPE MARKASI	6343230416 50.59.219 TIE ROD, STEERING ROT KOLU O 500
--	--	---

	MERCEDES NR ENTRA NR DESCRIPTION PARÇA ADI TYPE MARKASI	6343260516 50.59.220 TIE ROD, STEERING ROT KOLU O 500
--	--	---


	MERCEDES NR ENTRA NR DESCRIPTION PARÇA ADI TYPE MARKASI	6343260616 50.59.221 TIE ROD, STEERING ROT KOLU O 500
---	--	---


	MERCEDES NR ENTRA NR DESCRIPTION PARÇA ADI TYPE MARKASI	6343230165 50.59.222 TIE ROD, STEERING ROT KOLU O 500
---	--	---


	MERCEDES NR ENTRA NR DESCRIPTION PARÇA ADI TYPE MARKASI	3563300103 6133300103 50.59.223 TIE ROD, STEERING ROT KOLU O 403
---	--	--

	MERCEDES NR ENTRA NR DESCRIPTION PARÇA ADI TYPE MARKASI	3563330605 50.59.224 TIE ROD, STEERING ROT KOLU O 403
--	--	---

	MERCEDES NR ENTRA NR DESCRIPTION PARÇA ADI TYPE MARKASI	3574601405 3574601505 50.59.225 TIE ROD, STEERING ROT KOLU O 405 / O 407
---	--	--


	MERCEDES NR ENTRA NR DESCRIPTION PARÇA ADI TYPE MARKASI	3574600405 3574601105 50.59.226 TIE ROD, STEERING ROT KOLU O 405 / O 407
---	--	--

	MERCEDES NR ENTRA NR DESCRIPTION PARÇA ADI TYPE MARKASI	3574601205 3574601305 3054600605 50.59.227 TIE ROD, STEERING ROT KOLU O 307 / O 407
---	--	---

	MERCEDES NR ENTRA NR DESCRIPTION PARÇA ADI TYPE MARKASI	3074600005 3074600505 50.59.228 TIE ROD, STEERING ROT KOLU O 305 / O 307
---	--	--

	MERCEDES NR ENTRA NR DESCRIPTION PARÇA ADI TYPE MARKASI	3074600205 50.59.229 TIE ROD, STEERING ROT KOLU O 305 / O 307	3074600605
---	--	---	------------

	MERCEDES NR ENTRA NR DESCRIPTION PARÇA ADI TYPE MARKASI	3054600705 50.59.230 TIE ROD, STEERING ROT KOLU O 305	3074600405
---	--	---	------------

	MERCEDES NR ENTRA NR DESCRIPTION PARÇA ADI TYPE MARKASI	6714600005 50.59.231 TIE ROD, STEERING ROT KOLU O 345	
---	--	---	--

	MERCEDES NR ENTRA NR DESCRIPTION PARÇA ADI TYPE MARKASI	6714600105 50.59.232 TIE ROD, STEERING ROT KOLU O 345 REAR	
--	--	--	--

	MERCEDES NR ENTRA NR DESCRIPTION PARÇA ADI TYPE MARKASI	6714600105 R 50.59.233 TIE ROD, STEERING ROT KOLU	4672
--	--	--	------

	MERCEDES NR ENTRA NR DESCRIPTION PARÇA ADI TYPE MARKASI	6283200289 50.59.234 TIE ROD, STEERING ROT KOLU O 345 / CITARO	
---	--	--	--

	MERCEDES NR ENTRA NR DESCRIPTION PARÇA ADI TYPE MARKASI	6283200089 50.59.235 TIE ROD, STEERING ROT KOLU O 345 / CITARO	
---	--	--	--

	MERCEDES NR ENTRA NR DESCRIPTION PARÇA ADI TYPE MARKASI	6283200389 50.59.236 TIE ROD, STEERING ROT KOLU O 345 / CITARO	
---	--	--	--


	MERCEDES NR	6283200189
	ENTRA NR	50.59.237
	DESCRIPTION	TIE ROD, STEERING
	PARÇA ADI	ROT KOLU
	TYPE	O 345 / CITARO
	MARKASI	

	MERCEDES NR	6284601105
	ENTRA NR	50.59.238
	DESCRIPTION	TIE ROD, STEERING
	PARÇA ADI	ROT KOLU
	TYPE	O 530 / CITARO
	MARKASI	


	MERCEDES NR	6284600605
	ENTRA NR	50.59.239
	DESCRIPTION	TIE ROD, STEERING
	PARÇA ADI	ROT KOLU
	TYPE	O 530 / CITARO
	MARKASI	

	MERCEDES NR	6284600705
	ENTRA NR	50.59.240
	DESCRIPTION	TIE ROD, STEERING
	PARÇA ADI	ROT KOLU
	TYPE	O 530 / CITARO
	MARKASI	

	MERCEDES NR	
	ENTRA NR	50.59.241
	DESCRIPTION	TIE ROD, STEERING
	PARÇA ADI	ROT KOLU
	TYPE	O 530 / CITARO
	MARKASI	


	MERCEDES NR	3004600505	3014600505	3004600405
	ENTRA NR	50.59.242		
	DESCRIPTION	TIE ROD, STEERING		
	PARÇA ADI	ROT KOLU		
	TYPE	O 303		
	MARKASI			


	MERCEDES NR	3004600705	3054600305	3004600605
	ENTRA NR	50.59.605		
	DESCRIPTION	TIE ROD, STEERING		
	PARÇA ADI	ROT KOLU		
	TYPE	O 303		
	MARKASI			


	MERCEDES NR	3014600105	3004600305	3004600205
	ENTRA NR	50.59.243		
	DESCRIPTION	TIE ROD, STEERING		
	PARÇA ADI	ROT KOLU		
	TYPE	O 303		
	MARKASI			

	MERCEDES NR ENTRA NR DESCRIPTION PARÇA ADI TYPE MARKASI	3734601005 50.59.244 TIE ROD, STEERING ROT KOLU O 303 / 302 S
---	--	---


	MERCEDES NR ENTRA NR DESCRIPTION PARÇA ADI TYPE MARKASI	50.59.245 TIE ROD, STEERING ROT KOLU O 303
--	--	---


	MERCEDES NR ENTRA NR DESCRIPTION PARÇA ADI TYPE MARKASI	3023300603 50.59.246 TIE ROD, STEERING ROT KOLU O 302	3023301803	3023300303
---	--	---	------------	------------

	MERCEDES NR ENTRA NR DESCRIPTION PARÇA ADI TYPE MARKASI	3734600705 50.59.247 TIE ROD, STEERING ROT KOLU O 302	3024603505	3024603605
--	--	---	------------	------------

	MERCEDES NR ENTRA NR DESCRIPTION PARÇA ADI TYPE MARKASI	3734600605 50.59.248 TIE ROD, STEERING ROT KOLU O 302	3024603905	3024600505
---	--	---	------------	------------

	MERCEDES NR ENTRA NR DESCRIPTION PARÇA ADI TYPE MARKASI	3964605405 50.59.249 TIE ROD, STEERING ROT KOLU OH 1628 L
---	--	---

	MERCEDES NR ENTRA NR DESCRIPTION PARÇA ADI TYPE MARKASI	3964605405 50.59.250 TIE ROD, STEERING ROT KOLU OH 1628 L
---	--	---

	MERCEDES NR ENTRA NR DESCRIPTION PARÇA ADI TYPE MARKASI	6083300403 50.59.251 TIE ROD, STEERING ROT KOLU HENSCHER-T1 BUS
---	--	---

	MERCEDES NR ENTRA NR DESCRIPTION PARÇA ADI TYPE MARKASI	9413300103 50.59.252 TIE ROD, STEERING ROT KOLU ACTROS / ATEGO	9413300203
---	--	--	------------

	MERCEDES NR ENTRA NR DESCRIPTION PARÇA ADI TYPE MARKASI	9423300703 50.59.253 TIE ROD, STEERING ROT KOLU ACTROS / ATEGO	9423300003 9423301103
---	--	--	--------------------------


	MERCEDES NR ENTRA NR DESCRIPTION PARÇA ADI TYPE MARKASI	9453300603 50.59.254 TIE ROD, STEERING ROT KOLU ACTROS / ATEGO	9453300103 9453300003
---	--	--	--------------------------

	MERCEDES NR ENTRA NR DESCRIPTION PARÇA ADI TYPE MARKASI	9423300803 50.59.255 TIE ROD, STEERING ROT KOLU ACTROS / ATEGO	9493300903
--	--	--	------------

	MERCEDES NR ENTRA NR DESCRIPTION PARÇA ADI TYPE MARKASI	9453300303 50.59.256 TIE ROD, STEERING ROT KOLU ACTROS / ATEGO	9453300503 9453300203
---	--	--	--------------------------

	MERCEDES NR ENTRA NR DESCRIPTION PARÇA ADI TYPE MARKASI	9493300603 50.59.257 TIE ROD, STEERING ROT KOLU ACTROS / ATEGO	9493301603
---	--	--	------------


	MERCEDES NR ENTRA NR DESCRIPTION PARÇA ADI TYPE MARKASI	9493301003 50.59.258 TIE ROD, STEERING ROT KOLU ACTROS / ATEGO	
---	--	--	--


	MERCEDES NR ENTRA NR DESCRIPTION PARÇA ADI TYPE MARKASI	9493301203 50.59.259 TIE ROD, STEERING ROT KOLU ACTROS / ATEGO	9493301803
---	--	--	------------

	MERCEDES NR ENTRA NR DESCRIPTION PARÇA ADI TYPE MARKASI	9423300503 50.59.260 TIE ROD, STEERING ROT KOLU ACTROS	6253302003	6253302603
---	--	--	------------	------------

	MERCEDES NR ENTRA NR DESCRIPTION PARÇA ADI TYPE MARKASI	6253302503 50.59.261 TIE ROD, STEERING ROT KOLU ACTROS / ATEGO	6253301603	6253301503
---	--	--	------------	------------

	MERCEDES NR ENTRA NR DESCRIPTION PARÇA ADI TYPE MARKASI	9443300303 50.59.262 TIE ROD, STEERING ROT KOLU AXOR		
---	--	--	--	--


	MERCEDES NR ENTRA NR DESCRIPTION PARÇA ADI TYPE MARKASI	24601305 50.59.263 TIE ROD, STEERING ROT KOLU ACTROS		
---	--	--	--	--

	MERCEDES NR ENTRA NR DESCRIPTION PARÇA ADI TYPE MARKASI	6253303203 50.59.264 TIE ROD, STEERING ROT KOLU ACTROS	9443301703	
---	--	--	------------	--

	MERCEDES NR ENTRA NR DESCRIPTION PARÇA ADI TYPE MARKASI	6763301303 50.59.265 TIE ROD, STEERING ROT KOLU ATEGO UZUN	6763301403	
---	--	--	------------	--

	MERCEDES NR ENTRA NR DESCRIPTION PARÇA ADI TYPE MARKASI	50.59.266 TIE ROD, STEERING ROT KOLU		
---	--	--	--	--

	MERCEDES NR ENTRA NR DESCRIPTION PARÇA ADI TYPE MARKASI	9443300503 50.59.267 TIE ROD, STEERING ROT KOLU ACTROS / ATEGO	9443301303	
---	--	--	------------	--

	MERCEDES NR	9493300803	9493301403	9493300503
	ENTRA NR	50.59.268		
	DESCRIPTION	TIE ROD, STEERING		
	PARÇA ADI	ROT KOLU		
	TYPE	ACTROS		
	MARKASI			

	MERCEDES NR	9423300303		
	ENTRA NR	50.59.269		
	DESCRIPTION	TIE ROD, STEERING		
	PARÇA ADI	ROT KOLU		
	TYPE	ACTROS		
	MARKASI			

	MERCEDES NR	3753220123		
	ENTRA NR	50.59.270		
	DESCRIPTION	TIE ROD, STEERING		
	PARÇA ADI	ROT KOLU		
	TYPE	ACTROS 4143/3235		
	MARKASI			

	MERCEDES NR	6253303203		
	ENTRA NR	50.59.271		
	DESCRIPTION	TIE ROD, STEERING		
	PARÇA ADI	ROT KOLU		
	TYPE	ACTROS		
	MARKASI			

	MERCEDES NR	6763301303		
	ENTRA NR	50.59.272		
	DESCRIPTION	TIE ROD, STEERING		
	PARÇA ADI	ROT KOLU		
	TYPE	ACTROS		
	MARKASI			

	MERCEDES NR	9443300503		
	ENTRA NR	50.59.273		
	DESCRIPTION	TIE ROD, STEERING		
	PARÇA ADI	ROT KOLU		
	TYPE	ACTROS / ATEGO		
	MARKASI			

	MERCEDES NR	9493300403		
	ENTRA NR	50.59.274		
	DESCRIPTION	TIE ROD, STEERING		
	PARÇA ADI	ROT KOLU		
	TYPE	ACTROS		
	MARKASI			

	MERCEDES NR	9423300303		
	ENTRA NR	50.59.275		
	DESCRIPTION	TIE ROD, STEERING		
	PARÇA ADI	ROT KOLU		
	TYPE	ACTROS		
	MARKASI			

ASPAR OTOMOTİV SANAYİ VE DIŞ TİCARET LTD. ŞTİ.


DOLAPDERE SANAYİ SİT. 19.ADA NO26 İKİTELLİ / İSTANBUL / TÜRKİYE

TEL +90 212 671 72 61 - +90 212 671 61 49 FAX +90 212 671 61 27


MERCEDES 220

	MERCEDES NR	3753220123		
	ENTRA NR	50.59.276		
	DESCRIPTION	TIE ROD, STEERING		
	PARÇA ADI	ROT KOLU		
	TYPE	ACTROS 4143/3235		
	MARKASI			

	MERCEDES NR	9753300303	9753300803	9753300203
	ENTRA NR	50.59.277		
	DESCRIPTION	TIE ROD, STEERING		
	PARÇA ADI	ROT KOLU		
	TYPE	ATEGO		
	MARKASI			

	MERCEDES NR	9723300003	9723300103	
	ENTRA NR	50.59.278		
	DESCRIPTION	TIE ROD, STEERING		
	PARÇA ADI	ROT KOLU		
	TYPE	ATEGO		
	MARKASI			

	MERCEDES NR	9703300403	9703300003	9703300303
	ENTRA NR	50.59.279		
	DESCRIPTION	TIE ROD, STEERING		
	PARÇA ADI	ROT KOLU		
	TYPE	ATEGO		
	MARKASI			

	MERCEDES NR	3453307203	3523300703	3453307003
	ENTRA NR	50.59.280		
	DESCRIPTION	TIE ROD, STEERING		
	PARÇA ADI	ROT KOLU		
	TYPE	LK 1513-1516		
	MARKASI			

	MERCEDES NR	6763300803	6763301003	
	ENTRA NR	50.59.281		
	DESCRIPTION	TIE ROD, STEERING		
	PARÇA ADI	ROT KOLU		
	TYPE	LK / LN2		
	MARKASI			

	MERCEDES NR	6763300903	6763300403	6763300703
	ENTRA NR	50.59.282		
	DESCRIPTION	TIE ROD, STEERING		
	PARÇA ADI	ROT KOLU		
	TYPE	LK / LN2		
	MARKASI			

	MERCEDES NR	6993302103		
	ENTRA NR	50.59.283		
	DESCRIPTION	TIE ROD, STEERING		
	PARÇA ADI	ROT KOLU		
	TYPE	LK / LN2		
	MARKASI			

www.entra.com.tre-mail : entra@entra.com.tr

Orj. Parça no'ları referans olarak kullanılmıştır. Original parts no and brand name only for reference.

ASPAR OTOMOTİV SANAYİ VE DIŞ TİCARET LTD. ŞTİ.

DOLAPDERE SANAYİ SİT. 19.ADA NO26 İKİTELLİ / İSTANBUL / TÜRKİYE


TEL +90 212 671 72 61 - +90 212 671 61 49 FAX +90 212 671 61 27

MERCEDES 221


	MERCEDES NR ENTRA NR DESCRIPTION PARÇA ADI TYPE MARKASI	6773300303 50.59.284 TIE ROD, STEERING ROT KOLU LK / LN2	6773300403
---	--	--	------------

	MERCEDES NR ENTRA NR DESCRIPTION PARÇA ADI TYPE MARKASI	6763301103 50.59.285 TIE ROD, STEERING ROT KOLU LK / LN2	6763301203 6763300103
---	--	--	--------------------------


	MERCEDES NR ENTRA NR DESCRIPTION PARÇA ADI TYPE MARKASI	3813300703 50.59.286 TIE ROD, STEERING ROT KOLU LK / LN2	3583300503 3813300603
---	--	--	--------------------------

	MERCEDES NR ENTRA NR DESCRIPTION PARÇA ADI TYPE MARKASI	6173300203 50.59.287 TIE ROD, STEERING ROT KOLU MK / NG	6173300303
--	--	---	------------

	MERCEDES NR ENTRA NR DESCRIPTION PARÇA ADI TYPE MARKASI	3853301603 50.59.288 TIE ROD, STEERING ROT KOLU MK / NG	3853301803 3853300803
---	--	---	--------------------------

	MERCEDES NR ENTRA NR DESCRIPTION PARÇA ADI TYPE MARKASI	3853302403 50.59.289 TIE ROD, STEERING ROT KOLU MK / NG	3853301303 3853302203
---	--	---	--------------------------

	MERCEDES NR ENTRA NR DESCRIPTION PARÇA ADI TYPE MARKASI	3853301403 50.59.290 TIE ROD, STEERING ROT KOLU MK / NG	3453307503 3453307403
---	--	---	--------------------------

	MERCEDES NR ENTRA NR DESCRIPTION PARÇA ADI TYPE MARKASI	3523302503 50.59.291 TIE ROD, STEERING ROT KOLU NG	3523302703 3523301703
---	--	--	--------------------------

www.entra.com.tre-mail : entra@entra.com.tr

Orj. Parça no'ları referans olarak kullanılmıştır. Original parts no and brand name only for reference.

ASPAR OTOMOTİV SANAYİ VE DIŞ TİCARET LTD. ŞTİ.

DOLAPDERE SANAYİ SİT. 19.ADA NO26 İKİTELLİ / İSTANBUL / TÜRKİYE

TEL +90 212 671 72 61 - +90 212 671 61 49 FAX +90 212 671 61 27

MERCEDES 222

	MERCEDES NR ENTRA NR DESCRIPTION PARÇA ADI TYPE MARKASI	3463302903 50.59.292 TIE ROD, STEERING ROT KOLU MK
---	--	--

	MERCEDES NR ENTRA NR DESCRIPTION PARÇA ADI TYPE MARKASI	3463304503 50.59.293 TIE ROD, STEERING ROT KOLU LAP / LAK 2624	3463305103
---	--	--	------------

	MERCEDES NR ENTRA NR DESCRIPTION PARÇA ADI TYPE MARKASI	3933300403 50.59.294 TIE ROD, STEERING ROT KOLU MK / NG / SK 2521	3933300003	3933300303
---	--	---	------------	------------

	MERCEDES NR ENTRA NR DESCRIPTION PARÇA ADI TYPE MARKASI	3433300303 50.59.295 TIE ROD, STEERING ROT KOLU NG / SK	3433300403	3433300103
--	--	---	------------	------------

	MERCEDES NR ENTRA NR DESCRIPTION PARÇA ADI TYPE MARKASI	3913301203 50.59.296 TIE ROD, STEERING ROT KOLU MK / NG / SK	3913301003	3913300803
---	--	--	------------	------------

	MERCEDES NR ENTRA NR DESCRIPTION PARÇA ADI TYPE MARKASI	6203300803 50.59.297 TIE ROD, STEERING ROT KOLU MK / NG / SK	6203300403	6203300703
---	--	--	------------	------------

	MERCEDES NR ENTRA NR DESCRIPTION PARÇA ADI TYPE MARKASI	6203300503 50.59.298 TIE ROD, STEERING ROT KOLU MK / NG / SK	6203300603
---	--	--	------------

	MERCEDES NR ENTRA NR DESCRIPTION PARÇA ADI TYPE MARKASI	3853301903 50.59.299 TIE ROD, STEERING ROT KOLU MK / NG / SK	3853302003	3853300403
---	--	--	------------	------------

www.entra.com.tre-mail : entra@entra.com.tr


Orj. Parça no'ları referans olarak kullanılmıştır. Original parts no and brand name only for reference.


ASPAR OTOMOTİV SANAYİ VE DIŞ TİCARET LTD. ŞTİ.


DOLAPDERE SANAYİ SİT. 19.ADA NO26 İKİTELLİ / İSTANBUL / TÜRKİYE


TEL +90 212 671 72 61 - +90 212 671 61 49 FAX +90 212 671 61 27


MERCEDES 223


	MERCEDES NR ENTRA NR DESCRIPTION PARÇA ADI TYPE MARKASI	3523302403 50.59.300 TIE ROD, STEERING ROT KOLU LA 911	3523302003	3523301903
---	--	--	------------	------------


	MERCEDES NR ENTRA NR DESCRIPTION PARÇA ADI TYPE MARKASI	3463303903 50.59.301 TIE ROD, STEERING ROT KOLU NG / SK	3463304903	
---	--	---	------------	--

	MERCEDES NR ENTRA NR DESCRIPTION PARÇA ADI TYPE MARKASI	9443300203 50.59.302 TIE ROD, STEERING ROT KOLU NG / SK	6253300903	6253301303
---	--	---	------------	------------

	MERCEDES NR ENTRA NR DESCRIPTION PARÇA ADI TYPE MARKASI	6253300403 50.59.303 TIE ROD, STEERING ROT KOLU NG / SK		
---	--	---	--	--

	MERCEDES NR ENTRA NR DESCRIPTION PARÇA ADI TYPE MARKASI	6253301703 50.59.304 TIE ROD, STEERING ROT KOLU NG / SK	6253300603	
---	--	---	------------	--

	MERCEDES NR ENTRA NR DESCRIPTION PARÇA ADI TYPE MARKASI	6253302803 50.59.305 TIE ROD, STEERING ROT KOLU MK / NG / SK	6253302903	6253301003
---	--	--	------------	------------

	MERCEDES NR ENTRA NR DESCRIPTION PARÇA ADI TYPE MARKASI	6083300503 50.59.306 TIE ROD, STEERING ROT KOLU T1 309	6023301003	6023300903
---	--	--	------------	------------

	MERCEDES NR ENTRA NR DESCRIPTION PARÇA ADI TYPE MARKASI	6313300503 50.59.307 TIE ROD, STEERING ROT KOLU 631 D	6313300703	
---	--	---	------------	--

www.entra.com.tre-mail : entra@entra.com.tr

Orj. Parça no'ları referans olarak kullanılmıştır. Original parts no and brand name only for reference.

ASPAR OTOMOTİV SANAYİ VE DIŞ TİCARET LTD. ŞTİ.

DOLAPDERE SANAYİ SİT. 19.ADA NO26 İKİTELLİ / İSTANBUL / TÜRKİYE

TEL +90 212 671 72 61 - +90 212 671 61 49 FAX +90 212 671 61 27

MERCEDES 224


	MERCEDES NR ENTRA NR DESCRIPTION PARÇA ADI TYPE MARKASI	3573300203 50.59.308 TIE ROD, STEERING ROT KOLU O 405	3573300403
---	--	---	------------

	MERCEDES NR ENTRA NR DESCRIPTION PARÇA ADI TYPE MARKASI	3573300603 50.59.309 TIE ROD, STEERING ROT KOLU O 405
--	--	---


	MERCEDES NR ENTRA NR DESCRIPTION PARÇA ADI TYPE MARKASI	3573300803 50.59.310 TIE ROD, STEERING ROT KOLU O 405
--	--	---

	MERCEDES NR ENTRA NR DESCRIPTION PARÇA ADI TYPE MARKASI	3163300703 50.59.311 TIE ROD, STEERING ROT KOLU LP	3163300203 3163300603
--	--	--	--------------------------

	MERCEDES NR ENTRA NR DESCRIPTION PARÇA ADI TYPE MARKASI	3443307103 50.59.312 TIE ROD, STEERING ROT KOLU LP 1013	3273300103 3273300803
---	--	---	--------------------------

	MERCEDES NR ENTRA NR DESCRIPTION PARÇA ADI TYPE MARKASI	6703300203 50.59.313 TIE ROD, STEERING ROT KOLU T2 / LN1 609 - 814	6703300303
---	--	--	------------

	MERCEDES NR ENTRA NR DESCRIPTION PARÇA ADI TYPE MARKASI	6994603705 50.59.314 TIE ROD, STEERING ROT KOLU NG	6994604005 6254601405
---	--	--	--------------------------

	MERCEDES NR ENTRA NR DESCRIPTION PARÇA ADI TYPE MARKASI	3093301703 50.59.315 TIE ROD, STEERING ROT KOLU T2 / LN1 508	3093301203 3093301603
---	--	--	--------------------------

www.entra.com.tre-mail : entra@entra.com.tr

Orj. Parça no'ları referans olarak kullanılmıştır. Original parts no and brand name only for reference.

ASPAR OTOMOTİV SANAYİ VE DIŞ TİCARET LTD. ŞTİ.


DOLAPDERE SANAYİ SİT. 19.ADA NO26 İKİTELLİ / İSTANBUL / TÜRKİYE

TEL +90 212 671 72 61 - +90 212 671 61 49 FAX +90 212 671 61 27


MERCEDES 225

	MERCEDES NR	4044600105
	ENTRA NR	50.59.316
	DESCRIPTION	TIE ROD, STEERING
	PARÇA ADI	ROT KOLU
	TYPE	UNIMOG
	MARKASI	

	MERCEDES NR	4353300003
	ENTRA NR	50.59.317
	DESCRIPTION	TIE ROD, STEERING
	PARÇA ADI	ROT KOLU
	TYPE	UNIMOG
	MARKASI	

	MERCEDES NR	4253300003	4063300203
	ENTRA NR	50.59.318	
	DESCRIPTION	TIE ROD, STEERING	
	PARÇA ADI	ROT KOLU	
	TYPE	UNIMOG U1300 / U1700	
	MARKASI		

	MERCEDES NR	3563300003	6133300003
	ENTRA NR	50.59.319	
	DESCRIPTION	TIE ROD, STEERING	
	PARÇA ADI	ROT KOLU	
	TYPE	O 403	
	MARKASI		


	MERCEDES NR	3564630015	6134630015
	ENTRA NR	50.59.320	
	DESCRIPTION	TIE ROD, STEERING	
	PARÇA ADI	ROT KOLU	
	TYPE	O 404	
	MARKASI		


	MERCEDES NR	3573301103
	ENTRA NR	50.59.321
	DESCRIPTION	TIE ROD, STEERING
	PARÇA ADI	ROT KOLU
	TYPE	O 345
	MARKASI	


	MERCEDES NR	4253300003
	ENTRA NR	50.59.322
	DESCRIPTION	TIE ROD, STEERING
	PARÇA ADI	ROT KOLU
	TYPE	UNIMOG - 03517
	MARKASI	


	MERCEDES NR	6283300103
	ENTRA NR	50.59.323
	DESCRIPTION	TIE ROD, STEERING
	PARÇA ADI	ROT KOLU
	TYPE	O 530 / CITARO
	MARKASI	


	MERCEDES NR	3573301203
	ENTRA NR	50.59.324
	DESCRIPTION	TIE ROD, STEERING
	PARÇA ADI	ROT KOLU
	TYPE	O 530 / CITARO
	MARKASI	

	MERCEDES NR	3023301703	3023301303	3023300903
	ENTRA NR	50.59.325		
	DESCRIPTION	TIE ROD, STEERING		
	PARÇA ADI	ROT KOLU		
	TYPE	O 303		
	MARKASI			

	MERCEDES NR	6273500206	6273500306
	ENTRA NR	50.59.326	
	DESCRIPTION	TORQUE ARM	
	PARÇA ADI	TORK KOLU	
	TYPE	MB TRAVEGO BUS	
	MARKASI		

	MERCEDES NR	6273500106
	ENTRA NR	50.59.327
	DESCRIPTION	TORQUE ARM
	PARÇA ADI	TORK KOLU
	TYPE	MB TRAVEGO BUS
	MARKASI	

	MERCEDES NR	6293501106	6293500006
	ENTRA NR	50.59.328	
	DESCRIPTION	TORQUE ARM	
	PARÇA ADI	TORK KOLU	
	TYPE	MB TRAVEGO BUS	
	MARKASI		

	MERCEDES NR	6293501206
	ENTRA NR	50.59.329
	DESCRIPTION	TORQUE ARM
	PARÇA ADI	TORK KOLU
	TYPE	MB TRAVEGO BUS
	MARKASI	

	MERCEDES NR	6293500506
	ENTRA NR	50.59.330
	DESCRIPTION	TORQUE ARM
	PARÇA ADI	TORK KOLU
	TYPE	MB TRAVEGO BUS
	MARKASI	

	MERCEDES NR	6713330105
	ENTRA NR	50.59.331
	DESCRIPTION	TORQUE ARM
	PARÇA ADI	TORK KOLU
	TYPE	MB O 345 (EURO1)
	MARKASI	

ASPAR OTOMOTİV SANAYİ VE DIŞ TİCARET LTD. ŞTİ.

DOLAPDERE SANAYİ SİT. 19.ADA NO26 İKİTELLİ / İSTANBUL / TÜRKİYE

TEL +90 212 671 72 61 - +90 212 671 61 49 FAX +90 212 671 61 27

MERCEDES 227

	MERCEDES NR ENTRA NR DESCRIPTION PARÇA ADI TYPE MARKASI	6283330905 50.59.332 TORQUE ARM TORK KOLU MB O 345 / O 530
---	--	--


	MERCEDES NR ENTRA NR DESCRIPTION PARÇA ADI TYPE MARKASI	3173500706 50.59.333 TORQUE ARM TORK KOLU MERCEDES O 430
---	--	--

	MERCEDES NR ENTRA NR DESCRIPTION PARÇA ADI TYPE MARKASI	6283330003 50.59.334 TORQUE ARM TORK KOLU MB O 345 / O 530
---	--	--

	MERCEDES NR ENTRA NR DESCRIPTION PARÇA ADI TYPE MARKASI	3573303411 3173500706 50.59.335 TORQUE ARM TORK KOLU MB O 340
--	--	---

	MERCEDES NR ENTRA NR DESCRIPTION PARÇA ADI TYPE MARKASI	6283330405 50.59.336 TORQUE ARM TORK KOLU MB O 530 CITARO
---	--	---

	MERCEDES NR ENTRA NR DESCRIPTION PARÇA ADI TYPE MARKASI	6283330305 50.59.337 TORQUE ARM TORK KOLU MB O 530 CITARO
---	--	---

	MERCEDES NR ENTRA NR DESCRIPTION PARÇA ADI TYPE MARKASI	3563500106 3563500006 6133500006 50.59.338 TORQUE ARM TORK KOLU MB O 404
---	--	--


	MERCEDES NR ENTRA NR DESCRIPTION PARÇA ADI TYPE MARKASI	3563500006 50.59.339 TORQUE ARM TORK KOLU MB O 405
---	--	--

www.entra.com.tre-mail : entra@entra.com.tr

Orj. Parça no'ları referans olarak kullanılmıştır. Original parts no and brand name only for reference.


	MERCEDES NR ENTRA NR DESCRIPTION PARÇA ADI TYPE MARKASI	3753330205 50.59.340 TORQUE ARM TORK KOLU MB O 405 / O 407
---	--	--


	MERCEDES NR ENTRA NR DESCRIPTION PARÇA ADI TYPE MARKASI	3573500306 50.59.341 TORQUE ARM TORK KOLU MB ACTROS
---	--	---


	MERCEDES NR ENTRA NR DESCRIPTION PARÇA ADI TYPE MARKASI	9483501305 9483500605 9473500005 50.59.342 TORQUE ARM TORK KOLU MB 3031
---	--	---

	MERCEDES NR ENTRA NR DESCRIPTION PARÇA ADI TYPE MARKASI	6593501206 6593503506 6243500106 50.59.343 TORQUE ARM TORK KOLU MB 3031
--	--	---

	MERCEDES NR ENTRA NR DESCRIPTION PARÇA ADI TYPE MARKASI	6593503406 6243500006 3953500006 50.59.344 TORQUE ARM TORK KOLU MB 3031 - 2635 - 2628
---	--	---

	MERCEDES NR ENTRA NR DESCRIPTION PARÇA ADI TYPE MARKASI	6593503906 6593501606 6243500506 50.59.345 TORQUE ARM TORK KOLU MB 2632 - 3236
---	--	--

	MERCEDES NR ENTRA NR DESCRIPTION PARÇA ADI TYPE MARKASI	3853500006 6533500006 50.59.346 TORQUE ARM TORK KOLU MB 2524
---	--	--

	MERCEDES NR ENTRA NR DESCRIPTION PARÇA ADI TYPE MARKASI	3853500106 3953200332 50.59.347 TORQUE ARM TORK KOLU LPL1013/1113/608/709
---	--	---

	MERCEDES NR ENTRA NR DESCRIPTION PARÇA ADI TYPE MARKASI	6253500406 50.59.348 TORQUE ARM TORK KOLU MB 2648-3548
---	--	--


	MERCEDES NR ENTRA NR DESCRIPTION PARÇA ADI TYPE MARKASI	6203500106 50.59.349 TORQUE ARM TORK KOLU MB 1628-3253	6553500306 6203500006
---	--	--	--------------------------


	MERCEDES NR ENTRA NR DESCRIPTION PARÇA ADI TYPE MARKASI	6293503206 50.59.350 TORQUE ARM TORK KOLU MB NG / SK
---	--	--

	MERCEDES NR ENTRA NR DESCRIPTION PARÇA ADI TYPE MARKASI	6583500206 50.59.351 TORQUE ARM TORK KOLU MB NG / SK	6553500006 3933200132
---	--	--	--------------------------

	MERCEDES NR ENTRA NR DESCRIPTION PARÇA ADI TYPE MARKASI	6523500306 50.59.352 TORQUE ARM TORK KOLU MB MK / NG / SK	6533500106 3813500606
---	--	---	--------------------------

	MERCEDES NR ENTRA NR DESCRIPTION PARÇA ADI TYPE MARKASI	3833300311 50.59.353 TORQUE ARM TORK KOLU MB MK / NG / SK
---	--	---

	MERCEDES NR ENTRA NR DESCRIPTION PARÇA ADI TYPE MARKASI	6543500406 50.59.354 TORQUE ARM TORK KOLU MB MK 2420-2426-2527
---	--	--

	MERCEDES NR ENTRA NR DESCRIPTION PARÇA ADI TYPE MARKASI	6243500406 50.59.355 TORK KOLU TORK KOLU MB NG / SK
---	--	---

ASPAR OTOMOTİV SANAYİ VE DIŞ TİCARET LTD. ŞTİ.

DOLAPDERE SANAYİ SİT. 19.ADA NO26 İKİTELLİ / İSTANBUL / TÜRKİYE


TEL +90 212 671 72 61 - +90 212 671 61 49 FAX +90 212 671 61 27

MERCEDES 230


	MERCEDES NR ENTRA NR DESCRIPTION PARÇA ADI TYPE MARKASI	3433201732 50.59.356 TORQUE ARM TORK KOLU MB	3433201832	3433201632
---	--	--	------------	------------


	MERCEDES NR ENTRA NR DESCRIPTION PARÇA ADI TYPE MARKASI	6343300211 50.59.357 TORQUE ARM TORK KOLU O 500
---	--	---


	MERCEDES NR ENTRA NR DESCRIPTION PARÇA ADI TYPE MARKASI	6343300107 50.59.358 TORQUE ARM TORK KOLU O 500
---	--	---

	MERCEDES NR ENTRA NR DESCRIPTION PARÇA ADI TYPE MARKASI	6343300411 50.59.359 TORQUE ARM TORK KOLU O 500
--	--	---

	MERCEDES NR ENTRA NR DESCRIPTION PARÇA ADI TYPE MARKASI	6343502206 50.59.360 TORQUE ARM TORK KOLU O 500
---	--	---

	MERCEDES NR ENTRA NR DESCRIPTION PARÇA ADI TYPE MARKASI	6343500906 50.59.361 TORQUE ARM TORK KOLU O 500
---	--	---

	MERCEDES NR ENTRA NR DESCRIPTION PARÇA ADI TYPE MARKASI	6343502106 50.59.362 TORQUE ARM TORK KOLU O 500
---	--	---

	MERCEDES NR ENTRA NR DESCRIPTION PARÇA ADI TYPE MARKASI	9423501005 50.59.363 Stay Bar V KOLU MB ACTROS	9473500105	9443500005
---	--	--	------------	------------

www.entra.com.tre-mail : entra@entra.com.tr


Orj. Parça no'ları referans olarak kullanılmıştır. Original parts no and brand name only for reference.


ASPAR OTOMOTİV SANAYİ VE DIŞ TİCARET LTD. ŞTİ.


DOLAPDERE SANAYİ SİT. 19.ADA NO26 İKİTELLİ / İSTANBUL / TÜRKİYE


TEL +90 212 671 72 61 - +90 212 671 61 49 FAX +90 212 671 61 27


MERCEDES 231


	MERCEDES NR ENTRA NR DESCRIPTION PARÇA ADI TYPE MARKASI	9423500505 50.59.364 Stay Bar V KOLU 1844	9423500805
---	--	---	------------


	MERCEDES NR ENTRA NR DESCRIPTION PARÇA ADI TYPE MARKASI	9423500505 50.59.365 Stay Bar V KOLU MB ACTROS - AXOR	9423500805
---	--	---	------------


	MERCEDES NR ENTRA NR DESCRIPTION PARÇA ADI TYPE MARKASI	9473500905 50.59.366 Stay Bar V KOLU 2628 B	9483503005 9443500505
---	--	---	--------------------------

	MERCEDES NR ENTRA NR DESCRIPTION PARÇA ADI TYPE MARKASI	50.59.367 Stay Bar V KOLU MB ACTROS - AXOR	
---	--	---	--

	MERCEDES NR ENTRA NR DESCRIPTION PARÇA ADI TYPE MARKASI	3753500205 50.59.368 Stay Bar V KOLU MB ACTROS - AXOR	9473500705 9483500405
---	--	---	--------------------------

	MERCEDES NR ENTRA NR DESCRIPTION PARÇA ADI TYPE MARKASI	9483500905 50.59.369 Stay Bar V KOLU MB ACTROS - AXOR	9483502305
---	--	---	------------

	MERCEDES NR ENTRA NR DESCRIPTION PARÇA ADI TYPE MARKASI	9423500105 50.59.370 Stay Bar V KOLU MERCEDES NG / SK	
---	--	---	--

	MERCEDES NR ENTRA NR DESCRIPTION PARÇA ADI TYPE MARKASI	6533500205 50.59.371 Stay Bar V KOLU MERCEDES NG / SK	6583500205
---	--	---	------------

www.entra.com.tre-mail : entra@entra.com.tr


Orj. Parça no'ları referans olarak kullanılmıştır. Original parts no and brand name only for reference.


ASPAR OTOMOTİV SANAYİ VE DIŞ TİCARET LTD. ŞTİ.


DOLAPDERE SANAYİ SİT. 19.ADA NO26 İKİTELLİ / İSTANBUL / TÜRKİYE


TEL +90 212 671 72 61 - +90 212 671 61 49 FAX +90 212 671 61 27


MERCEDES 232


	MERCEDES NR ENTRA NR DESCRIPTION PARÇA ADI TYPE MARKASI	6583500005 50.59.372 Stay Bar V KOLU MERCEDES NG / SK
---	--	---


	MERCEDES NR ENTRA NR DESCRIPTION PARÇA ADI TYPE MARKASI	6133330004 6133330104 3563331304 50.59.373 Stay Bar V KOLU MB O 403 BUS
---	--	---


	MERCEDES NR ENTRA NR DESCRIPTION PARÇA ADI TYPE MARKASI	50.59.374 Stay Bar V KOLU MB O 403 BUS
---	--	---

	MERCEDES NR ENTRA NR DESCRIPTION PARÇA ADI TYPE MARKASI	50.59.375 Stay Bar V KOLU MB O 403 BUS
--	--	---

	MERCEDES NR ENTRA NR DESCRIPTION PARÇA ADI TYPE MARKASI	50.59.376 Stay Bar V KOLU MB O 403 BUS
---	--	---

	MERCEDES NR ENTRA NR DESCRIPTION PARÇA ADI TYPE MARKASI	4292184 4292484 50.83.591 DORSE KAPLIN LASTIGI
---	--	--


	MERCEDES NR ENTRA NR DESCRIPTION PARÇA ADI TYPE MARKASI	34305681 14303481 24309881 50.85.752 PARKING BRAKE VALVE EL FREN KOLU KOMPLE
---	--	---


	MERCEDES NR ENTRA NR DESCRIPTION PARÇA ADI TYPE MARKASI	4202482 50.62.417 CALIPER PAD RETAINER AXOR
---	--	--

www.entra.com.tre-mail : entra@entra.com.tr


Orj. Parça no'ları referans olarak kullanılmıştır. Original parts no and brand name only for reference.


	MERCEDES NR ENTRA NR DESCRIPTION PARÇA ADI TYPE MARKASI	4204382 50.62.418 CALIPER PIN REPAIR KIT KALİPER TAMİR TK AXOR
---	--	--


	MERCEDES NR ENTRA NR DESCRIPTION PARÇA ADI TYPE MARKASI	3179930225 50.38.901 SPRING DEBR BİLYA SEKMANI O303
---	--	---


	MERCEDES NR ENTRA NR DESCRIPTION PARÇA ADI TYPE MARKASI	6992950018 50.86.501 CLUTCH SERVO UNIT HAVALI DEBRİYAJ MERKEZİ	9700511020 9700511020
---	--	---	--------------------------

	MERCEDES NR ENTRA NR DESCRIPTION PARÇA ADI TYPE MARKASI	9700511510 56.86.502 CLUTCH SERVO UNITMarka HAVALI DEBRİYAJ MERKEZİ 2521-2524	9700511510 2950818
---	--	---	-----------------------

	MERCEDES NR ENTRA NR DESCRIPTION PARÇA ADI TYPE MARKASI	9700511460 50.86.503 CLUTCH SERVO UNIT HAVALI DEBRİYAJ MERKEZİ O403	9700511580 9700511580
---	--	---	--------------------------

	MERCEDES NR ENTRA NR DESCRIPTION PARÇA ADI TYPE MARKASI	9700511590 50.86.504 CLUTCH SERVO UNIT HAVALI DEBRİYAJ MERKEZİ	9700511590 2950918
---	--	---	-----------------------

	MERCEDES NR ENTRA NR DESCRIPTION PARÇA ADI TYPE MARKASI	50.38.902 SHAFT SCREW 2521
---	--	----------------------------------


	MERCEDES NR ENTRA NR DESCRIPTION PARÇA ADI TYPE MARKASI	2540017 50.38.903 RELEASE LEVER REP.KIT. DEBRİYAJ CATAL TM TK 1844/LS-2544LS	29921501 2540335
---	--	--	---------------------

ASPAR OTOMOTİV SANAYİ VE DIŞ TİCARET LTD. ŞTİ.


DOLAPDERE SANAYİ SİT. 19.ADA NO26 İKİTELLİ / İSTANBUL / TÜRKİYE


TEL +90 212 671 72 61 - +90 212 671 61 49 FAX +90 212 671 61 27


MERCEDES 234


	MERCEDES NR ENTRA NR DESCRIPTION PARÇA ADI TYPE MARKASI	6502540474 50.38.904 RELEASE LEVER REP.KIT. DEBR CATAL TM TK 3031	19928401	6552500069
---	--	---	----------	------------


	MERCEDES NR ENTRA NR DESCRIPTION PARÇA ADI TYPE MARKASI	6502540006 50.38.905 SPINDLE DEBR CATAL MILI 1844/LS-2544LS
---	--	---


	MERCEDES NR ENTRA NR DESCRIPTION PARÇA ADI TYPE MARKASI	6552540206 50.38.906 SPINDLE RELEASE LEVER DEBR CATAL MILI ACTROS
---	--	---

	MERCEDES NR ENTRA NR DESCRIPTION PARÇA ADI TYPE MARKASI	3733530032 50.38.907 SHIFTING FORK LEVE SANZ TAKVIYELI FREZELI KOL O302
---	--	---

	MERCEDES NR ENTRA NR DESCRIPTION PARÇA ADI TYPE MARKASI	12959607 50.86.001 SLAVE CYLINDER CLUTCH DEBR. ALT MERKEZ 1626/1632/2626/2632/20	12959607	12955407
---	--	--	----------	----------

	MERCEDES NR ENTRA NR DESCRIPTION PARÇA ADI TYPE MARKASI	2507015 50.38.001 RELEASE BEARING DEBR BILYASI OM 366 -366 A,
---	--	---

	MERCEDES NR ENTRA NR DESCRIPTION PARÇA ADI TYPE MARKASI	6799930025 50.38.908 SPRING RELEASE BEARING DEBR BILYA SEKMANI 2517-2521-2524
---	--	---

	MERCEDES NR ENTRA NR DESCRIPTION PARÇA ADI TYPE MARKASI	3072560074 50.86.251 REPAIR KIT SLAVE DEBR ALT MRK MAFSAL TM TK 2622	6202900534	9966440
---	--	--	------------	---------

www.entra.com.tre-mail : entra@entra.com.tr

Orj. Parça no'ları referans olarak kullanılmıştır. Original parts no and brand name only for reference.


ASPAR OTOMOTİV SANAYİ VE DIŞ TİCARET LTD. ŞTİ.

DOLAPDERE SANAYİ SİT. 19.ADA NO26 İKİTELLİ / İSTANBUL / TÜRKİYE


TEL +90 212 671 72 61 - +90 212 671 61 49 FAX +90 212 671 61 27


MERCEDES 235

	MERCEDES NR ENTRA NR DESCRIPTION PARÇA ADI TYPE MARKASI	59813810 3812910274 9961145 50.86.252 REPAIR KIT MASTER DEBR UST MRK MAFSAL TM TK 2517-2521-2524-2622
---	--	---

	MERCEDES NR ENTRA NR DESCRIPTION PARÇA ADI TYPE MARKASI	2900647 2903267 50.86.253 REPAIR KIT SLAVE DEBR ALT MRK TM TK
---	--	---

	MERCEDES NR ENTRA NR DESCRIPTION PARÇA ADI TYPE MARKASI	3802900293 50.86.254 REPAIR KIT FOR CLUTCH DEBRIYAJ YUMUSATMA TM TK 2628-1817-1821-2521
---	--	---

	MERCEDES NR ENTRA NR DESCRIPTION PARÇA ADI TYPE MARKASI	3819930710 50.86.255 SPRING FOR CLUTCH DEBRIYAJ PEDAL YAYI 2517-2521-1827-1817-
---	--	---

	MERCEDES NR ENTRA NR DESCRIPTION PARÇA ADI TYPE MARKASI	2956606 12958706 12951506 50.86.002 CLUTCH MASTER CYLINDER DEBR UST MERKEZ 2524
---	--	---

	MERCEDES NR ENTRA NR DESCRIPTION PARÇA ADI TYPE MARKASI	12959106 2000108 50.86.003 CLUTCH MASTER CYLINDER DEBR UST MRK AXOR - OM906 LA
---	--	---

	MERCEDES NR ENTRA NR DESCRIPTION PARÇA ADI TYPE MARKASI	12952906 12956006 12956806 50.86.004 CLUTCH MASTER CYLINDER DEBR UST MRK 3031
---	--	---

	MERCEDES NR ENTRA NR DESCRIPTION PARÇA ADI TYPE MARKASI	12957406 2201911 50.86.005 CLUTCH MASTER CYLINDER DEBR UST MRK 2631
---	--	--


www.entra.com.tre-mail : entra@entra.com.tr


Orj. Parça no'ları referans olarak kullanılmıştır. Original parts no and brand name only for reference.


	MERCEDES NR ENTRA NR DESCRIPTION PARÇA ADI TYPE MARKASI	22950407 50.86.006 CLUTCH MASTER CYLINDER DEBR UST MRK O303	12955307	12958807
---	--	---	----------	----------


	MERCEDES NR ENTRA NR DESCRIPTION PARÇA ADI TYPE MARKASI	12955506 50.86.007 CLUTCH MASTER CYLINDER DEBR UST MRK O303	2955606	340102
---	--	---	---------	--------


	MERCEDES NR ENTRA NR DESCRIPTION PARÇA ADI TYPE MARKASI	12955206 50.86.008 CLUTCH MASTER CYLINDER DEBR UST MRK MB800	19007201	12959606
---	--	--	----------	----------


	MERCEDES NR ENTRA NR DESCRIPTION PARÇA ADI TYPE MARKASI	12500815 50.38.002 RELEASE BEARING SHORT DEBRİYAJ BİLYASI ACTROS	2509515	
---	--	--	---------	--


	MERCEDES NR ENTRA NR DESCRIPTION PARÇA ADI TYPE MARKASI	12506515 50.38.003 RELEASE BEARING DEBRİYAJ BİLYASI SACHS:3151 246 031	12500515	12507915
---	--	--	----------	----------

	MERCEDES NR ENTRA NR DESCRIPTION PARÇA ADI TYPE MARKASI	6552501513 50.38.909 RELEASE LEVER CLUTCH DEBRİYAJ CATALI 4140-4148-3231-3243-		
---	--	--	--	--


	MERCEDES NR ENTRA NR DESCRIPTION PARÇA ADI TYPE MARKASI	22504115 50.38.004 RELEASE BEARING LONG DEBRİYAJ BİLYASI ACTROS 1935-2628	22506715	22504715
---	--	---	----------	----------


	MERCEDES NR ENTRA NR DESCRIPTION PARÇA ADI TYPE MARKASI	2522145 50.37.901 THRUST WASHER BASKI KOMURU ACTROS	2521745	
---	--	---	---------	--


	MERCEDES NR ENTRA NR DESCRIPTION PARÇA ADI TYPE MARKASI	3272500115 50.38.005 RELEASE BEARING 302 DEBRIYAJ BİLYASI SACHS:3151 094 041	3052500015 3272501115
---	--	--	--------------------------


	MERCEDES NR ENTRA NR DESCRIPTION PARÇA ADI TYPE MARKASI	3272540808 50.38.910 RELEASE LEVER DEBRIYAJ CATALI O302	
---	--	---	--


	MERCEDES NR ENTRA NR DESCRIPTION PARÇA ADI TYPE MARKASI	2522045 50.37.902 THRUST WASHER BASKI KOMURU 1924-2624	2500345
---	--	--	---------


	MERCEDES NR ENTRA NR DESCRIPTION PARÇA ADI TYPE MARKASI	3505867025 50.37.903 RELEASE LEVER REPAIR KIT BASKI TM TK 35 LİK	315860025
--	--	--	-----------


	MERCEDES NR ENTRA NR DESCRIPTION PARÇA ADI TYPE MARKASI	2524613 50.37.904 RELEASE LEVER BASKI AYAGI 35	
---	--	--	--


	MERCEDES NR ENTRA NR DESCRIPTION PARÇA ADI TYPE MARKASI	2507315 50.38.006 RELEASE BEARING SHORT DEBRIYAJ BİLYASI KISA OM355	
---	--	---	--


	MERCEDES NR ENTRA NR DESCRIPTION PARÇA ADI TYPE MARKASI	3202500015 50.38.007 RELEASE BEARING MIDDLE DEBRIYAJ BİLYASI ORTA OM355	3432540010
---	--	---	------------


	MERCEDES NR ENTRA NR DESCRIPTION PARÇA ADI TYPE MARKASI	2506415 50.38.008 RELEASE BEARING LONG DEBRIYAJ BİLYASI UZUN OM355 LONG-1924-	
---	--	---	--

	MERCEDES NR ENTRA NR DESCRIPTION PARÇA ADI TYPE MARKASI	2502515 50.38.009 RELEASE BEARING V/6 DEBRİYAJ BİLYASI V6 OM 421-422-441	2507715	2501915
---	--	--	---------	---------


	MERCEDES NR ENTRA NR DESCRIPTION PARÇA ADI TYPE MARKASI	2507615 50.38.010 RELEASE BEARING LONG DEBRİYAJ BİLYASI V8 UZUN OM 421-422		
---	--	--	--	--


	MERCEDES NR ENTRA NR DESCRIPTION PARÇA ADI TYPE MARKASI	2521145 50.37.905 THRUST WASHER BASKI KOMURU 42 LİK 1933-1633-1928-2632	2522345	
---	--	---	---------	--


	MERCEDES NR ENTRA NR DESCRIPTION PARÇA ADI TYPE MARKASI	2523219 50.37.906 RELEASE LEVER REPAIR KIT BASKI TM TK 42 LİK 42 LİK	2522345	2523127
--	--	--	---------	---------

	MERCEDES NR ENTRA NR DESCRIPTION PARÇA ADI TYPE MARKASI	22500815 50.38.011 RELEASE BEARING DEBRİYAJ BİLYASI O403-404-350-304	22504915	12500615
---	--	--	----------	----------

	MERCEDES NR ENTRA NR DESCRIPTION PARÇA ADI TYPE MARKASI	6842504015 50.38.012 RELEASE BEARING DEBR BİLYASI MB800		
---	--	---	--	--

	MERCEDES NR ENTRA NR DESCRIPTION PARÇA ADI TYPE MARKASI	3082507015 50.38.013 RELEASE BEARING DEBR BİLYALI 309 KULAKLI 309	2504015	2503115
---	--	---	---------	---------


	MERCEDES NR ENTRA NR DESCRIPTION PARÇA ADI TYPE MARKASI	22508515 50.38.014 RELEASE BEARING DEBR BİLYASI 309 KULAKSIZ 309	12509315	2504215
---	--	--	----------	---------


	MERCEDES NR ENTRA NR DESCRIPTION PARÇA ADI TYPE MARKASI	2520545 50.37.907 THRUST WASHER BASKI KOMURU O302
---	--	---

	MERCEDES NR ENTRA NR DESCRIPTION PARÇA ADI TYPE MARKASI	2521245 50.37.908 THRUST WASHER BASKI KOMURU 1632-1932-2632-1628	2521745
---	--	--	---------


	MERCEDES NR ENTRA NR DESCRIPTION PARÇA ADI TYPE MARKASI	2520346 50.37.909 THRUST WASHER BASKI KOMURU 43 LUK 6 TIRNAK 3238-3244-3250-3253
---	--	--


	MERCEDES NR ENTRA NR DESCRIPTION PARÇA ADI TYPE MARKASI	2520646 50.37.910 THRUST WASHER BASKI KOMURU 43 LUK 3 TIRNAK 3238-3244-3250-3253
--	--	--


	MERCEDES NR ENTRA NR DESCRIPTION PARÇA ADI TYPE MARKASI	6842504013 50.38.911 RELEASE LEVER DEBRİYAJ CATALI MB800	3842500713	6842500713
---	--	--	------------	------------

	MERCEDES NR ENTRA NR DESCRIPTION PARÇA ADI TYPE MARKASI	3649970082 50.38.912 LUBRICATING HOSE BİLYA YAĞLAMA HORTUMU L/LK/LS1621-1921
---	--	--

	MERCEDES NR ENTRA NR DESCRIPTION PARÇA ADI TYPE MARKASI	2956706 50.86.009 CLUTCH MASTER CYLINDER DEBR UST MERKEZI O304 - 403	340102	12955506
---	--	--	--------	----------

	MERCEDES NR ENTRA NR DESCRIPTION PARÇA ADI TYPE MARKASI	3497000 50.85.501 BRAKE MASTER CYLINDER FREN ANA MERKEZI O302	24304101	14305101
---	--	---	----------	----------

	MERCEDES NR ENTRA NR DESCRIPTION PARÇA ADI TYPE MARKASI	34208018 50.87.001 BRAKE CYLINDER MASTER FREN SILINDIR MRK O302	94204118	50911
---	--	---	----------	-------


	MERCEDES NR ENTRA NR DESCRIPTION PARÇA ADI TYPE MARKASI	34207818 50.87.002 BRAKE MASTER CYLINDER FREN SILINDIR MRK O302	44961	6101
---	--	---	-------	------

	MERCEDES NR ENTRA NR DESCRIPTION PARÇA ADI TYPE MARKASI	22950407 50.86.010 CLUTCH MASTER CYLINDER DEBRIYAJ ALT MRK 2622	12950307	12958807
---	--	---	----------	----------


	MERCEDES NR ENTRA NR DESCRIPTION PARÇA ADI TYPE MARKASI	12957407 50.86.011 CLUTCH MASTER CYLINDER DEBRIYAJ ALT MRK MB800	12955807	280271
--	--	--	----------	--------


	MERCEDES NR ENTRA NR DESCRIPTION PARÇA ADI TYPE MARKASI	2952735 50.86.256 CLUTCH HOSE DEB ALT MRK HORTUMU 2517-2521-2524		
---	--	--	--	--

	MERCEDES NR ENTRA NR DESCRIPTION PARÇA ADI TYPE MARKASI	3812901714 50.86.257 CLUTCH HOSE UST DEB.DAN CELIK BORUYA HRTUM 2517-2521-2524		
---	--	--	--	--


	MERCEDES NR ENTRA NR DESCRIPTION PARÇA ADI TYPE MARKASI	2959235 50.86.258 HOSE TO CLUTCH SLAVE DEBR ALT MRK HORTUMU AXOR	2955635	
---	--	--	---------	--


	MERCEDES NR ENTRA NR DESCRIPTION PARÇA ADI TYPE MARKASI	9700514360 50.86.505 CLUTCH SERVO UNIT HAVALI DEBRIYAJ MERKEZI	2540347	9700514360
---	--	---	---------	------------


	MERCEDES NR ENTRA NR DESCRIPTION PARÇA ADI TYPE MARKASI	9700511630 50.86.506 CLUTCH SERVO UNIT HAVALI DEBRIYAJ MERKEZI	2950718	9700511630
---	--	---	---------	------------


	MERCEDES NR ENTRA NR DESCRIPTION PARÇA ADI TYPE MARKASI	9700511640 50.86.507 CLUTCH SERVO UNIT HAVALI DEBRIYAJ MERKEZI	9700511640	2951318
---	--	---	------------	---------


	MERCEDES NR ENTRA NR DESCRIPTION PARÇA ADI TYPE MARKASI	9700511280 50.86.508 CLUTCH SERVO UNIT HAVALI DEBRIYAJ MERKEZI 1835-1840	9700511280	12955607
---	--	--	------------	----------

	MERCEDES NR ENTRA NR DESCRIPTION PARÇA ADI TYPE MARKASI	9700514050 50.86.509 CLUTCH SERVO UNIT HAVALI DEBRIYAJ MERKEZI ACTROS	2952818	2952818
--	--	---	---------	---------


	MERCEDES NR ENTRA NR DESCRIPTION PARÇA ADI TYPE MARKASI	9700511520 50.86.510 CLUTCH SERVO UNIT HAVALI DEBRIYAJ MERKEZI NEOPLAN	42320800	9700511520
---	--	--	----------	------------


	MERCEDES NR ENTRA NR DESCRIPTION PARÇA ADI TYPE MARKASI	9700514310 50.86.511 CLUTCH SERVO UNIT HAVALI DEBRIYAJ MERKEZI AXOR - 1840	2540047	9700514310
---	--	--	---------	------------

	MERCEDES NR ENTRA NR DESCRIPTION PARÇA ADI TYPE MARKASI	2540447 50.86.512 CLUTCH SERVO UNIT HAVALI DEBRIYAJ MERKEZI AXOR	9700514410	
---	--	--	------------	--


	MERCEDES NR ENTRA NR DESCRIPTION PARÇA ADI TYPE MARKASI	2506715 50.38.015 RELEASE BEARING 302-S	3151090131	
---	--	--	------------	--


	MERCEDES NR ENTRA NR DESCRIPTION PARÇA ADI TYPE MARKASI	19008402 50.86.012 CLUTCH MASTER CYLINDER DEB UST MRK ACTROS -1831-1844	22950406	12950306
---	--	---	----------	----------


	MERCEDES NR ENTRA NR DESCRIPTION PARÇA ADI TYPE MARKASI	22507315 50.38.016 RELEASE BEARING DEBR BILYASI AXOR 1840		
---	--	---	--	--


	MERCEDES NR ENTRA NR DESCRIPTION PARÇA ADI TYPE MARKASI	9700511310 50.86.513 CLUTCH SERVO UNIT HAVALI DEBRİYAJ MERKEZİ	9700511310	12953101
---	--	---	------------	----------

	MERCEDES NR ENTRA NR DESCRIPTION PARÇA ADI TYPE MARKASI	2953418 50.86.514 CLUTCH MASTER CYLINDER HAVALI DEBR MERKEZİ	2954018	
---	--	---	---------	--


	MERCEDES NR ENTRA NR DESCRIPTION PARÇA ADI TYPE MARKASI	12958706 50.86.259 CLUTCH MASTER CYLINDER DEBR UST MERK TM TK	2955006	2957706
---	--	--	---------	---------

	MERCEDES NR ENTRA NR DESCRIPTION PARÇA ADI TYPE MARKASI	12959106 50.86.260 CLUTCH MASTER CYLINDER DEBR UST MERK TM TK	2000108	
---	--	--	---------	--

	MERCEDES NR ENTRA NR DESCRIPTION PARÇA ADI TYPE MARKASI	9700511240 50.86.515 CLUTCH SERVO UNIT HAVALI DEBRİYAJ MERKEZİ		
---	--	---	--	--


	MERCEDES NR ENTRA NR DESCRIPTION PARÇA ADI TYPE MARKASI	9700511270 50.86.516 CLUTCH SERVO UNIT HAVALI DEBRİYAJ MERKEZİ		
---	--	---	--	--


	MERCEDES NR ENTRA NR DESCRIPTION PARÇA ADI TYPE MARKASI	9700511370 50.86.517 CLUTCH SERVO UNIT HAVALI DEBRIYAJ MERKEZI	2950018
---	--	---	---------


	MERCEDES NR ENTRA NR DESCRIPTION PARÇA ADI TYPE MARKASI	9700511760 50.86.518 CLUTCH SERVO UNIT HAVALI DEBRIYAJ MERKEZI	
---	--	---	--


	MERCEDES NR ENTRA NR DESCRIPTION PARÇA ADI TYPE MARKASI	9700511820 50.86.519 CLUTCH SERVO UNIT HAVALI DEBRIYAJ MERKEZI	
---	--	---	--


	MERCEDES NR ENTRA NR DESCRIPTION PARÇA ADI TYPE MARKASI	9700512040 50.86.520 CLUTCH SERVO UNIT HAVALI DEBRIYAJ MERKEZI	
---	--	---	--


	MERCEDES NR ENTRA NR DESCRIPTION PARÇA ADI TYPE MARKASI	9700512050 50.86.521 CLUTCH SERVO UNIT HAVALI DEBRIYAJ MERKEZI	
---	--	---	--


	MERCEDES NR ENTRA NR DESCRIPTION PARÇA ADI TYPE MARKASI	9700512090 50.86.522 CLUTCH SERVO UNIT HAVALI DEBRIYAJ MERKEZI	
---	--	---	--


	MERCEDES NR ENTRA NR DESCRIPTION PARÇA ADI TYPE MARKASI	9700512100 50.86.523 CLUTCH SERVO UNIT HAVALI DEBRIYAJ MERKEZI	
---	--	---	--


	MERCEDES NR ENTRA NR DESCRIPTION PARÇA ADI TYPE MARKASI	9700514010 50.86.524 CLUTCH SERVO UNIT HAVALI DEBRIYAJ MERKEZI	
---	--	---	--


	MERCEDES NR ENTRA NR DESCRIPTION PARÇA ADI TYPE MARKASI	9700514240 50.86.525 CLUTCH SERVO UNIT HAVALI DEBRIYAJ MERKEZI	501006795
---	--	---	-----------


	MERCEDES NR ENTRA NR DESCRIPTION PARÇA ADI TYPE MARKASI	9700511680 50.86.526 CLUTCH SERVO UNIT HAVALI DEBRIYAJ MERKEZI	
---	--	---	--

	MERCEDES NR ENTRA NR DESCRIPTION PARÇA ADI TYPE MARKASI	9700511610 50.86.527 CLUTCH SERVO UNIT HAVALI DEBRIYAJ MERKEZI	2951818
---	--	---	---------


	MERCEDES NR ENTRA NR DESCRIPTION PARÇA ADI TYPE MARKASI	9700511620 50.86.528 CLUTCH SERVO UNIT HAVALI DEBRIYAJ MERKEZI	
---	--	---	--


	MERCEDES NR ENTRA NR DESCRIPTION PARÇA ADI TYPE MARKASI	9700511790 50.86.529 CLUTCH SERVO UNIT HAVALI DEBRIYAJ MERKEZI	3842957018 9700511660
---	--	---	--------------------------


	MERCEDES NR ENTRA NR DESCRIPTION PARÇA ADI TYPE MARKASI	9700511690 50.86.530 CLUTCH SERVO UNIT HAVALI DEBRIYAJ MERKEZI	
---	--	---	--


	MERCEDES NR ENTRA NR DESCRIPTION PARÇA ADI TYPE MARKASI	9700511730 50.86.531 CLUTCH SERVO UNIT HAVALI DEBRIYAJ MERKEZI	9700511700
---	--	---	------------


	MERCEDES NR ENTRA NR DESCRIPTION PARÇA ADI TYPE MARKASI	9700511740 50.86.532 CLUTCH SERVO UNIT HAVALI DEBRIYAJ MERKEZI	
---	--	---	--


	MERCEDES NR ENTRA NR DESCRIPTION PARÇA ADI TYPE MARKASI	9700511770 50.86.533 CLUTCH SERVO UNIT HAVALI DEBRIYAJ MERKEZI	9700511830
---	--	---	------------


	MERCEDES NR ENTRA NR DESCRIPTION PARÇA ADI TYPE MARKASI	9700511780 50.86.534 CLUTCH SERVO UNIT HAVALI DEBRIYAJ MERKEZI	
---	--	---	--

	MERCEDES NR ENTRA NR DESCRIPTION PARÇA ADI TYPE MARKASI	9700511830 50.86.535 CLUTCH SERVO UNIT HAVALI DEBRIYAJ MERKEZI	9700511770
---	--	---	------------


	MERCEDES NR ENTRA NR DESCRIPTION PARÇA ADI TYPE MARKASI	9700511900 50.86.536 CLUTCH SERVO UNIT HAVALI DEBRIYAJ MERKEZI	2540147
---	--	---	---------


	MERCEDES NR ENTRA NR DESCRIPTION PARÇA ADI TYPE MARKASI	9700512170 50.86.537 CLUTCH SERVO UNIT HAVALI DEBRIYAJ MERKEZI	
---	--	---	--


	MERCEDES NR ENTRA NR DESCRIPTION PARÇA ADI TYPE MARKASI	9700512180 50.86.538 CLUTCH SERVO UNIT HAVALI DEBRIYAJ MERKEZI	
---	--	---	--


	MERCEDES NR ENTRA NR DESCRIPTION PARÇA ADI TYPE MARKASI	9700514090 50.86.539 CLUTCH SERVO UNIT HAVALI DEBRIYAJ MERKEZI	
---	--	---	--


	MERCEDES NR ENTRA NR DESCRIPTION PARÇA ADI TYPE MARKASI	9700514130 50.86.540 CLUTCH SERVO UNIT HAVALI DEBRIYAJ MERKEZI	
---	--	---	--


	MERCEDES NR	9700514150	9700514380
	ENTRA NR	50.86.541	
	DESCRIPTION	CLUTCH SERVO UNIT	
	PARÇA ADI	HAVALI DEBRIYAJ MERKEZI	
	TYPE		
	MARKASI		


	MERCEDES NR	9700514370	
	ENTRA NR	50.86.542	
	DESCRIPTION	CLUTCH SERVO UNIT	
	PARÇA ADI	HAVALI DEBRIYAJ MERKEZI	
	TYPE		
	MARKASI		

	MERCEDES NR	9700514230	
	ENTRA NR	50.86.543	
	DESCRIPTION	CLUTCH SERVO UNIT	
	PARÇA ADI	HAVALI DEBRIYAJ MERKEZI	
	TYPE		
	MARKASI		


	MERCEDES NR	9700514070	
	ENTRA NR	50.86.544	
	DESCRIPTION	CLUTCH SERVO UNIT	
	PARÇA ADI	HAVALI DEBRIYAJ MERKEZI	
	TYPE		
	MARKASI		


	MERCEDES NR	9700514380	
	ENTRA NR	50.86.545	
	DESCRIPTION	CLUTCH SERVO UNIT	
	PARÇA ADI	HAVALI DEBRIYAJ MERKEZI	
	TYPE		
	MARKASI		


	MERCEDES NR	9700511710	
	ENTRA NR	50.86.546	
	DESCRIPTION	CLUTCH SERVO UNIT	
	PARÇA ADI	HAVALI DEBRIYAJ MERKEZI	
	TYPE		
	MARKASI		


	MERCEDES NR	3842957018	9700511790	9700511660
	ENTRA NR	50.86.547		
	DESCRIPTION	CLUTCH SERVO UNIT		
	PARÇA ADI	HAVALI DEBRIYAJ MERKEZI		
	TYPE			
	MARKASI			


	MERCEDES NR	9700514120	
	ENTRA NR	50.86.548	
	DESCRIPTION	CLUTCH SERVO UNIT	
	PARÇA ADI	HAVALI DEBRIYAJ MERKEZI	
	TYPE		
	MARKASI		


	MERCEDES NR ENTRA NR DESCRIPTION PARÇA ADI TYPE MARKASI	9700514020 50.86.549 CLUTCH SERVO UNIT HAVALI DEBRIYAJ MERKEZI
---	--	---


	MERCEDES NR ENTRA NR DESCRIPTION PARÇA ADI TYPE MARKASI	9700514450 50.86.550 CLUTCH SERVO UNIT HAVALI DEBRIYAJ MERKEZI	2540847
---	--	---	---------


	MERCEDES NR ENTRA NR DESCRIPTION PARÇA ADI TYPE MARKASI	9700514100 50.86.551 CLUTCH SERVO UNIT HAVALI DEBRIYAJ MERKEZI
---	--	---


	MERCEDES NR ENTRA NR DESCRIPTION PARÇA ADI TYPE MARKASI	9700511250 50.86.552 CLUTCH SERVO UNIT HAVALI DEBRIYAJ MERKEZI
---	--	---


	MERCEDES NR ENTRA NR DESCRIPTION PARÇA ADI TYPE MARKASI	9700511720 50.86.553 CLUTCH SERVO UNIT HAVALI DEBRIYAJ MERKEZI
---	--	---


	MERCEDES NR ENTRA NR DESCRIPTION PARÇA ADI TYPE MARKASI	9700512060 50.86.554 CLUTCH SERVO UNIT HAVALI DEBRIYAJ MERKEZI
---	--	---


	MERCEDES NR ENTRA NR DESCRIPTION PARÇA ADI TYPE MARKASI	9700512070 50.86.555 CLUTCH SERVO UNIT HAVALI DEBRIYAJ MERKEZI
---	--	---


	MERCEDES NR ENTRA NR DESCRIPTION PARÇA ADI TYPE MARKASI	9700512110 50.86.556 CLUTCH SERVO UNIT HAVALI DEBRIYAJ MERKEZI
---	--	---


	MERCEDES NR	9700512140
	ENTRA NR	50.86.557
	DESCRIPTION	CLUTCH SERVO UNIT
	PARÇA ADI	HAVALI DEBRIYAJ MERKEZI
	TYPE	
	MARKASI	


	MERCEDES NR	9700512200
	ENTRA NR	50.86.558
	DESCRIPTION	CLUTCH SERVO UNIT
	PARÇA ADI	HAVALI DEBRIYAJ MERKEZI
	TYPE	
	MARKASI	

	MERCEDES NR	9700512220
	ENTRA NR	50.86.559
	DESCRIPTION	CLUTCH SERVO UNIT
	PARÇA ADI	HAVALI DEBRIYAJ MERKEZI
	TYPE	
	MARKASI	


	MERCEDES NR	9700512240
	ENTRA NR	50.86.560
	DESCRIPTION	CLUTCH SERVO UNIT
	PARÇA ADI	HAVALI DEBRIYAJ MERKEZI
	TYPE	
	MARKASI	


	MERCEDES NR	9700514250
	ENTRA NR	50.86.561
	DESCRIPTION	CLUTCH SERVO UNIT
	PARÇA ADI	HAVALI DEBRIYAJ MERKEZI
	TYPE	
	MARKASI	


	MERCEDES NR	9700514260
	ENTRA NR	50.86.562
	DESCRIPTION	CLUTCH SERVO UNIT
	PARÇA ADI	HAVALI DEBRIYAJ MERKEZI
	TYPE	
	MARKASI	


	MERCEDES NR	9700514320
	ENTRA NR	50.86.563
	DESCRIPTION	CLUTCH SERVO UNIT
	PARÇA ADI	HAVALI DEBRIYAJ MERKEZI
	TYPE	
	MARKASI	


	MERCEDES NR	9700514350
	ENTRA NR	50.86.564
	DESCRIPTION	CLUTCH SERVO UNIT
	PARÇA ADI	HAVALI DEBRIYAJ MERKEZI
	TYPE	
	MARKASI	


	MERCEDES NR	9700514390
	ENTRA NR	50.86.565
	DESCRIPTION	CLUTCH SERVO UNIT
	PARÇA ADI	HAVALI DEBRİYAJ MERKEZİ
	TYPE	
	MARKASI	


	MERCEDES NR	9700514400
	ENTRA NR	50.86.566
	DESCRIPTION	CLUTCH SERVO UNIT
	PARÇA ADI	HAVALI DEBRİYAJ MERKEZİ
	TYPE	
	MARKASI	

	MERCEDES NR	9700514410	2540247
	ENTRA NR	50.86.567	
	DESCRIPTION	CLUTCH SERVO UNIT	
	PARÇA ADI	HAVALI DEBRİYAJ MERKEZİ	
	TYPE		
	MARKASI		


	MERCEDES NR	9700514430	2540747
	ENTRA NR	50.86.568	
	DESCRIPTION	CLUTCH SERVO UNIT	
	PARÇA ADI	HAVALI DEBRİYAJ MERKEZİ	
	TYPE		
	MARKASI		


	MERCEDES NR	9700514440
	ENTRA NR	50.86.569
	DESCRIPTION	CLUTCH SERVO UNIT
	PARÇA ADI	HAVALI DEBRİYAJ MERKEZİ
	TYPE	
	MARKASI	


	MERCEDES NR	81307256100
	ENTRA NR	50.86.570
	DESCRIPTION	CLUTCH SERVO UNIT
	PARÇA ADI	HAVALI DEBRİYAJ MERKEZİ
	TYPE	
	MARKASI	


	MERCEDES NR	9700514470	9700514530
	ENTRA NR	50.86.571	
	DESCRIPTION	CLUTCH SERVO UNIT	
	PARÇA ADI	HAVALI DEBRİYAJ MERKEZİ	
	TYPE		
	MARKASI		


	MERCEDES NR	9700514510
	ENTRA NR	50.86.572
	DESCRIPTION	CLUTCH SERVO UNIT
	PARÇA ADI	HAVALI DEBRİYAJ MERKEZİ
	TYPE	
	MARKASI	


	MERCEDES NR ENTRA NR DESCRIPTION PARÇA ADI TYPE MARKASI	9700514530 9700514470 50.86.573 CLUTCH SERVO UNIT HAVALI DEBRIYAJ MERKEZI
---	--	---


	MERCEDES NR ENTRA NR DESCRIPTION PARÇA ADI TYPE MARKASI	9700514550 50.86.574 CLUTCH SERVO UNIT HAVALI DEBRIYAJ MERKEZI
---	--	---


	MERCEDES NR ENTRA NR DESCRIPTION PARÇA ADI TYPE MARKASI	9700514570 50.86.575 CLUTCH SERVO UNIT HAVALI DEBRIYAJ MERKEZI
---	--	---


	MERCEDES NR ENTRA NR DESCRIPTION PARÇA ADI TYPE MARKASI	9700514630 50.86.576 CLUTCH SERVO UNIT HAVALI DEBRIYAJ MERKEZI
---	--	---


	MERCEDES NR ENTRA NR DESCRIPTION PARÇA ADI TYPE MARKASI	9700514640 50.86.577 CLUTCH SERVO UNIT HAVALI DEBRIYAJ MERKEZI
---	--	---

	MERCEDES NR ENTRA NR DESCRIPTION PARÇA ADI TYPE MARKASI	9700514220 50.86.578 CLUTCH SERVO UNIT HAVALI DEBRIYAJ MERKEZI
---	--	---


	MERCEDES NR ENTRA NR DESCRIPTION PARÇA ADI TYPE MARKASI	9700511910 50.86.579 CLUTCH SERVO UNIT HAVALI DEBRIYAJ MERKEZI
---	--	---


	MERCEDES NR ENTRA NR DESCRIPTION PARÇA ADI TYPE MARKASI	9700511540 50.86.580 CLUTCH SERVO UNIT HAVALI DEBRIYAJ MERKEZI
---	--	---


	MERCEDES NR ENTRA NR DESCRIPTION PARÇA ADI TYPE MARKASI	9700511810 50.86.581 CLUTCH SERVO UNIT HAVALI DEBRİYAJ MERKEZİ
---	--	---


	MERCEDES NR ENTRA NR DESCRIPTION PARÇA ADI TYPE MARKASI	9700511950 50.86.582 CLUTCH SERVO UNIT HAVALI DEBRİYAJ MERKEZİ
---	--	---


	MERCEDES NR ENTRA NR DESCRIPTION PARÇA ADI TYPE MARKASI	9700514420 50.86.583 CLUTCH SERVO UNIT HAVALI DEBRİYAJ MERKEZİ
---	--	---


	MERCEDES NR ENTRA NR DESCRIPTION PARÇA ADI TYPE MARKASI	9700514520 50.86.584 CLUTCH SERVO UNIT HAVALI DEBRİYAJ MERKEZİ
---	--	---


	MERCEDES NR ENTRA NR DESCRIPTION PARÇA ADI TYPE MARKASI	9700514540 50.86.585 CLUTCH SERVO UNIT HAVALI DEBRİYAJ MERKEZİ
---	--	---


	MERCEDES NR ENTRA NR DESCRIPTION PARÇA ADI TYPE MARKASI	9700514590 50.86.586 CLUTCH SERVO UNIT HAVALI DEBRİYAJ MERKEZİ
---	--	---


	MERCEDES NR ENTRA NR DESCRIPTION PARÇA ADI TYPE MARKASI	9700514660 50.86.587 CLUTCH SERVO UNIT HAVALI DEBRİYAJ MERKEZİ
---	--	---


	MERCEDES NR ENTRA NR DESCRIPTION PARÇA ADI TYPE MARKASI	22506715 50.37.911 RELEASE BEARING REP DEBR BILYA SACI ACTROS 1935-2628
---	--	---


	MERCEDES NR ENTRA NR DESCRIPTION PARÇA ADI TYPE MARKASI	5012915 50.26.551 RADIATOR CAP SMALL RADYATOR KAPAGI KUCUK
---	--	---


	MERCEDES NR ENTRA NR DESCRIPTION PARÇA ADI TYPE MARKASI	5015315 50.26.552 RADIATOR CAP WITH CHAIN RADYATOR KAPAGI 2521
---	--	--


	MERCEDES NR ENTRA NR DESCRIPTION PARÇA ADI TYPE MARKASI	5010015 50.26.553 RADIATOR CAP BIG RADYATOR KAPAGI BUYUK
---	--	---

	MERCEDES NR ENTRA NR DESCRIPTION PARÇA ADI TYPE MARKASI	3815000149 3185000449 5001649 50.26.554 RADIATOR CAP WITHOUT RADYATOR KAPAK 0,7 BAR
--	--	---

	MERCEDES NR ENTRA NR DESCRIPTION PARÇA ADI TYPE MARKASI	5010015 50.26.555 RADIATOR CAP RADATOR KAPAGI O302
---	--	--


	MERCEDES NR ENTRA NR DESCRIPTION PARÇA ADI TYPE MARKASI	69974748 219975248 50.26.409 SEAL RING 3031-OM441
---	--	--


	MERCEDES NR ENTRA NR DESCRIPTION PARÇA ADI TYPE MARKASI	3715017501 6175012201 50.25.110 RADIATOR FOR INTERCOOLER RADYATORU 2517-2521-2524
---	--	---


	MERCEDES NR ENTRA NR DESCRIPTION PARÇA ADI TYPE MARKASI	3660902728 50.25.301 ELBOW INTERCOOLER TEKLI BORU 2517-2521-2524
---	--	--


	MERCEDES NR	6175280207
	ENTRA NR	50.25.302
	DESCRIPTION	PIPE ELBOW
	PARÇA ADI	INTERCOOLER CİFTLİ BORU
	TYPE	2517-2521-2524
	MARKASI	


	MERCEDES NR	59972990
	ENTRA NR	50.25.303
	DESCRIPTION	CLAMP
	PARÇA ADI	INTERCOOLER KELEPCESİ
	TYPE	85"-2517-2521-2524
	MARKASI	


	MERCEDES NR	29979790	39975590
	ENTRA NR	50.25.304	
	DESCRIPTION	CLAMP (TURBOCHARGER	
	PARÇA ADI	TURBUN KELEPCESİ	
	TYPE	85"-2517-2521-2524	
	MARKASI		


	MERCEDES NR	9060900837
	ENTRA NR	50.25.305
	DESCRIPTION	AIR LINE
	PARÇA ADI	TURBUN BRUSU
	TYPE	0M906LA-AXOR
	MARKASI	


	MERCEDES NR	59970690
	ENTRA NR	50.25.306
	DESCRIPTION	CLAMP
	PARÇA ADI	INTERCOOLER KELEPCESİ
	TYPE	100"-3031
	MARKASI	


	MERCEDES NR	19955565
	ENTRA NR	50.25.307
	DESCRIPTION	CLAMP
	PARÇA ADI	TURBUN KELEPCESİ
	TYPE	AXOR
	MARKASI	


	MERCEDES NR	6555010201
	ENTRA NR	50.25.102
	DESCRIPTION	RADIATOR FOR
	PARÇA ADI	INTERCOOLER RADYATORU
	TYPE	1844-2544-2548-2644
	MARKASI	

	MERCEDES NR	9425011001	9425010701	9425010901
	ENTRA NR	50.25.103		
	DESCRIPTION	RADIATOR FOR		
	PARÇA ADI	INTERCOOLER RADYATORU		
	TYPE	1844-2544-2548-2644		
	MARKASI			


	MERCEDES NR	59971490
	ENTRA NR	50.25.308
	DESCRIPTION	CLAMP
	PARÇA ADI	INTERCOOLER KELEPCESI
	TYPE	OM501LA-502LA-
	MARKASI	


	MERCEDES NR	5000103	5000403
	ENTRA NR	50.25.104	
	DESCRIPTION	RADIATOR FOR	
	PARÇA ADI	INTERCOOLER RADYATORU	
	TYPE	O403-404-350-304	
	MARKASI		


	MERCEDES NR	5000103	5000403
	ENTRA NR	50.25.105	
	DESCRIPTION	RADIATOR FOR	
	PARÇA ADI	INTERCOOLER RADYATORU	
	TYPE	O304 - 403	
	MARKASI		

	MERCEDES NR	59970690
	ENTRA NR	50.25.309
	DESCRIPTION	CLAMP
	PARÇA ADI	İNTECOLER KELEPCESI
	TYPE	AXOR-0M457LA
	MARKASI	

	MERCEDES NR	
	ENTRA NR	50.25.106
	DESCRIPTION	RADIATOR FOR
	PARÇA ADI	INTERCOOLER RADYATORU
	TYPE	O403EURO2
	MARKASI	

	MERCEDES NR	3660900734	3660900134
	ENTRA NR	50.25.310	
	DESCRIPTION	SCREENING PLATE	
	PARÇA ADI	INTERCOOLER HORTUM KORUMA SACI	
	TYPE	2521-OM366A/LA	
	MARKASI		

	MERCEDES NR	6155280082
	ENTRA NR	50.25.311
	DESCRIPTION	BOOT FOR AIR FILTER
	PARÇA ADI	HAVA FİLTRE DIRSEK HORTUM
	TYPE	2517-2521-2524
	MARKASI	


	MERCEDES NR	160941302
	ENTRA NR	50.25.801
	DESCRIPTION	AIR CLEANER
	PARÇA ADI	HAVA FİLTRE BACA ORTA
	TYPE	2521K/6X2-2524/6X2
	MARKASI	


ASPAR OTOMOTİV SANAYİ VE DIŐ TİCARET LTD. ŐTİ.

DOLAPDERE SANAYİ SİT. 19.ADA NO26 İKİTELLİ / İSTANBUL / TÜRKİYE

TEL +90 212 671 72 61 - +90 212 671 61 49 FAX +90 212 671 61 27


MERCEDES 255

	MERCEDES NR ENTRA NR DESCRIPTION PARÇA ADI TYPE MARKASI	3718300153 50.25.802 AIR INTAKE PIPE HAVA FİLTRE BACA ALT 2521K/6X2-2524/6X2	3818301053
---	--	--	------------

	MERCEDES NR ENTRA NR DESCRIPTION PARÇA ADI TYPE MARKASI	8300053 50.25.803 AIR INTAKE PIPE UPPER HAVA FİLTRE BACA UST 2521K/6X2-2524/6X2	
---	--	---	--

	MERCEDES NR ENTRA NR DESCRIPTION PARÇA ADI TYPE MARKASI	940955 50.25.804 FASTENER HAVA FİLTRE MANDALI	941255
---	--	--	--------

	MERCEDES NR ENTRA NR DESCRIPTION PARÇA ADI TYPE MARKASI	130948202 50.25.901 AIR CLEANER HAVA FİLTRE KOMPLE 3031-2538-2443	90945102 90945202
--	--	---	----------------------

	MERCEDES NR ENTRA NR DESCRIPTION PARÇA ADI TYPE MARKASI	941903 50.25.902 FILTER BOWL HAVA FİLTRE TASI 2517-2521-2622	
---	--	--	--

	MERCEDES NR ENTRA NR DESCRIPTION PARÇA ADI TYPE MARKASI	943004 50.25.903 FILTER ELEMENT HAVA FİLTRE SUZGECİ 2517-2521-2622	
---	--	--	--

	MERCEDES NR ENTRA NR DESCRIPTION PARÇA ADI TYPE MARKASI	3855280421 50.25.805 STRAP FOR AIR CLEANER HAVA FİLTRE TUTUCUSU 2517-2521-2622	
---	--	--	--

	MERCEDES NR ENTRA NR DESCRIPTION PARÇA ADI TYPE MARKASI	3815280191 50.25.806 BOOT (FROM AIR CLEANER) HAVA FİLTRE KORUK LASTIĞI 2517-2521-2622	
---	--	---	--

e-mail : entra@entra.com.tr


is olarak kullanılmıŐtır. Original parts no and brand name only for reference.

İYİ VE DIŞ TİCARET LTD. ŞTİ.

ŞİT. 19.ADA NO26 İKİTELLİ / İSTANBUL / TÜRKİYE

TFI +90 212 671 72 61 - +90 212 671 61 49 FAX +90 212 671 61 27


MERCEDES 256


	MERCEDES NR ENTRA NR DESCRIPTION PARÇA ADI TYPE MARKASI	3660980183 50.25.807 BOOT (FROM TURBO TURBO HORTUMU DIRSEK 2517-2521-2622
---	--	---

	MERCEDES NR ENTRA NR DESCRIPTION PARÇA ADI TYPE MARKASI	3815280443 50.25.312 CLAMP KORUK LASTİK KELEPCESİ 2517-2521-2622
---	--	--


	MERCEDES NR ENTRA NR DESCRIPTION PARÇA ADI TYPE MARKASI	90946902 50.25.904 AIR CLEANER HAVA FILITRE KOMPLE 2622-1922
---	--	--

	MERCEDES NR ENTRA NR DESCRIPTION PARÇA ADI TYPE MARKASI	100941202 50.25.905 AIR CLEANER HAVA FILITRE KOMPLE 2628-2637
--	--	---

	MERCEDES NR ENTRA NR DESCRIPTION PARÇA ADI TYPE MARKASI	948003 50.25.906 FILTER BOWL HAVA FILITRE TASI 2628-2629-2637
---	--	---

	MERCEDES NR ENTRA NR DESCRIPTION PARÇA ADI TYPE MARKASI	948204 50.25.907 FILTER ELEMENT HAVA FILITRE SUZGECİ 2628-2629-2637
---	--	---

	MERCEDES NR ENTRA NR DESCRIPTION PARÇA ADI TYPE MARKASI	160945702 50.25.908 AIR CLEANER HAVA FILITRE KOMPLE 1935-2635-2637
---	--	--

	MERCEDES NR ENTRA NR DESCRIPTION PARÇA ADI TYPE MARKASI	9425280382 50.25.810 HOSE FOR AIR FILTER HAVA FILITRE BACA BAĞL HORTUM 2523-2628-1823-1833
---	--	--

e-mail : entra@entra.com.tr


is olarak kullanılmıştır. Original parts no and brand name only for reference.


Yİ VE DIŞ TİCARET LTD. ŞTİ.

ŞİT. 19.ADA NO26 İKİTELLİ / İSTANBUL / TÜRKİYE


TEL: +90 212 671 61 49 - +90 212 671 61 49 FAX +90 212 671 61 27


MERCEDES 257


	MERCEDES NR ENTRA NR DESCRIPTION PARÇA ADI TYPE MARKASI	6455280191 50.25.808 BOOT (FROM AIR CLEANER HAVA FILITRE KORUK HORTUM 3031
---	--	--


	MERCEDES NR ENTRA NR DESCRIPTION PARÇA ADI TYPE MARKASI	9405280982 50.25.809 HOSE FOR AIR FILTER HAVA FILITRE KORUK HORTUM 2523-2528
---	--	--


	MERCEDES NR ENTRA NR DESCRIPTION PARÇA ADI TYPE MARKASI	160945702 50.25.909 AIR CLEANER HAVA FILITRE KOMPLE 3031-2538-2443
---	--	--

	MERCEDES NR ENTRA NR DESCRIPTION PARÇA ADI TYPE MARKASI	900507 50.25.910 HOUSING FOR AIR CLEANER HAVA FILITRE TASI 3031
--	--	---

	MERCEDES NR ENTRA NR DESCRIPTION PARÇA ADI TYPE MARKASI	6455280191 6505280091 50.25.911 BOOT FOR AIR CLEANER HAVA FILITRE KORUK LASTIGI 2527-2524-2531
---	--	--

	MERCEDES NR ENTRA NR DESCRIPTION PARÇA ADI TYPE MARKASI	6505280091 50.25.912 BOOT FOR AIR CLEANER HAVA FILITRE KORUK LASTIGI 2631
---	--	---


	MERCEDES NR ENTRA NR DESCRIPTION PARÇA ADI TYPE MARKASI	9425280091 50.25.913 BOOT FOR AIR CLEANER HAVA FILITRE BACA KORUGU AXOR - 1840
---	--	--


	MERCEDES NR ENTRA NR DESCRIPTION PARÇA ADI TYPE MARKASI	50.25.314 HOSE (CHARGING AIR LINE TURBUN HORTUMU GENIS 2517-2521-2524
---	--	--


www.entra.com.tr


e-mail : entra@entra.com.tr


Orj. Parça no'ları referans olarak kullanılmıştır. Original parts no and brand name only for reference.


	MERCEDES NR	
	ENTRA NR	50.25.315
	DESCRIPTION	HOSE (CHARGING AIR LINE
	PARÇA ADI	TURBUN HORTUMU DAR
	TYPE	O403
	MARKASI	


	MERCEDES NR	3715017982	3715018082
	ENTRA NR	50.25.316	
	DESCRIPTION	INTERCOOLER HOSE	
	PARÇA ADI	INTERCOOLE HORTUM	
	TYPE	2517-2521-2524	
	MARKASI		


	MERCEDES NR	3715018082
	ENTRA NR	50.25.317
	DESCRIPTION	INTERCOOLER HOSE
	PARÇA ADI	INTERCOOLE HORTUM
	TYPE	2517-2521-2524
	MARKASI	


	MERCEDES NR	3715017982
	ENTRA NR	50.25.318
	DESCRIPTION	INTERCOOLER HOSE
	PARÇA ADI	INTERCOOLE HORTUM
	TYPE	2517-2521-2524
	MARKASI	


	MERCEDES NR	59972990
	ENTRA NR	50.25.313
	DESCRIPTION	CLAMP FOR INTERCOLER
	PARÇA ADI	INTERCOOLER KELEPCESI
	TYPE	3031
	MARKASI	


	MERCEDES NR	5016082
	ENTRA NR	50.25.319
	DESCRIPTION	INTERCOOLER HOSE
	PARÇA ADI	INTERCOOLE HORTUM
	TYPE	AXOR - 3228
	MARKASI	


	MERCEDES NR	20947682
	ENTRA NR	50.25.320
	DESCRIPTION	INTERCOOLER HOSE
	PARÇA ADI	INTERCOOLE HORTUM
	TYPE	3031
	MARKASI	


	MERCEDES NR	20945782	20946682	20945582
	ENTRA NR	50.25.321		
	DESCRIPTION	INTERCOOLER HOSE		
	PARÇA ADI	INTERCOOLE HORTUM		
	TYPE	OM501LA-502LA		
	MARKASI			


	MERCEDES NR	20946382
	ENTRA NR	50.25.322
	DESCRIPTION	INTERCOOLER HOSE
	PARÇA ADI	INTERCOOLE HORTUM
	TYPE	O403-OM457-AXOR
	MARKASI	


	MERCEDES NR	20945482
	ENTRA NR	50.25.323
	DESCRIPTION	INTERCOOLER HOSE
	PARÇA ADI	INTERCOOLE HORTUM
	TYPE	AXOR - 1840
	MARKASI	


	MERCEDES NR	10947982	20946382
	ENTRA NR	50.25.324	
	DESCRIPTION	INTERCOOLER HOSE	
	PARÇA ADI	INTERCOOLE HORTUM	
	TYPE	O403	
	MARKASI		

	MERCEDES NR	20946982
	ENTRA NR	50.25.325
	DESCRIPTION	INTERCOOLER HOSE
	PARÇA ADI	INTERCOOLE HORTUM
	TYPE	O403
	MARKASI	

	MERCEDES NR	
	ENTRA NR	50.25.326
	DESCRIPTION	INTERCOOLER HOSE
	PARÇA ADI	INTERCOOLE HORTUM
	TYPE	TRAVEGO
	MARKASI	

	MERCEDES NR	
	ENTRA NR	50.25.327
	DESCRIPTION	INTERCOOLER HOSE
	PARÇA ADI	INTERCOOLE HORTUM
	TYPE	
	MARKASI	

	MERCEDES NR	
	ENTRA NR	50.25.328
	DESCRIPTION	INTERCOOLER HOSE
	PARÇA ADI	INTERCOOLE HORTUM
	TYPE	TRAVEGO
	MARKASI	


	MERCEDES NR	
	ENTRA NR	50.25.329
	DESCRIPTION	INTERCOOLER HOSE
	PARÇA ADI	INTERCOOLE HORTUM
	TYPE	
	MARKASI	


AYI VE DIŞ TICARET LTD. ŞTİ.


SIT. 19.ADA NO26 İKİTELLİ / İSTANBUL / TÜRKİYE


TEL +90 212 671 72 61 - +90 212 671 61 49 FAX +90 212 671 61 27


MERCEDES 260


	MERCEDES NR ENTRA NR DESCRIPTION PARÇA ADI TYPE MARKASI	5016782 5016082 5010082 50.25.330 INTERCOOLER HOSE INTERCOOLE HORTUM ATEGO-OM904LA
---	--	--


	MERCEDES NR ENTRA NR DESCRIPTION PARÇA ADI TYPE MARKASI	50.25.331 INTERCOOLER HOSE INTERCOOLE HORTUM
---	--	--


	MERCEDES NR ENTRA NR DESCRIPTION PARÇA ADI TYPE MARKASI	50.25.332 INTERCOOLER HOSE INTERCOOLE HORTUM
---	--	--

	MERCEDES NR ENTRA NR DESCRIPTION PARÇA ADI TYPE MARKASI	50.25.333 INTERCOOLER HOSE INTERCOOLE HORTUM
--	--	--

	MERCEDES NR ENTRA NR DESCRIPTION PARÇA ADI TYPE MARKASI	50.25.334 INTERCOOLER HOSE INTERCOOLE HORTUM
---	--	--

	MERCEDES NR ENTRA NR DESCRIPTION PARÇA ADI TYPE MARKASI	50.25.335 INTERCOOLER HOSE INTERCOOLE HORTUM
---	--	--

	MERCEDES NR ENTRA NR DESCRIPTION PARÇA ADI TYPE MARKASI	50.25.336 INTERCOOLER HOSE INTERCOOLE HORTUM
---	--	--

	MERCEDES NR ENTRA NR DESCRIPTION PARÇA ADI TYPE MARKASI	50.25.337 INTERCOOLER HOSE INTERCOOLE HORTUM
---	--	--

e-mail : entra@entra.com.tr


s olarak kullanılmıştır. Original parts no and brand name only for reference.


Yİ VE DİŐ TİCARET LTD. ŐTİ.


İT. 19.ADA NO26 İKİTELLİ / İSTANBUL / TÜRKİYE


TEL +90 212 671 72 61 - +90 212 671 61 49 FAX +90 212 671 61 27


MERCEDES 261


	MERCEDES NR ENTRA NR DESCRIPTION PARÇA ADI TYPE MARKASI	50.25.338 INTERCOOLER HOSE INTERCOOLE HORTUM
---	--	--


	MERCEDES NR ENTRA NR DESCRIPTION PARÇA ADI TYPE MARKASI	50.25.339 INTERCOOLER HOSE INTERCOOLE HORTUM
---	--	--


	MERCEDES NR ENTRA NR DESCRIPTION PARÇA ADI TYPE MARKASI	50.25.340 INTERCOOLER HOSE INTERCOOLE HORTUM
---	--	--

	MERCEDES NR ENTRA NR DESCRIPTION PARÇA ADI TYPE MARKASI	50.25.341 INTERCOOLER HOSE INTERCOOLE HORTUM
--	--	--

	MERCEDES NR ENTRA NR DESCRIPTION PARÇA ADI TYPE MARKASI	39978352 30940882 29975452 50.25.342 INTERCOOLER HOSE INTERCOOLE HORTUM TRAVEGO
---	--	---

	MERCEDES NR ENTRA NR DESCRIPTION PARÇA ADI TYPE MARKASI	129973748 209978448 50.25.343 SEAL RING TURBUN LASTIGI 2521-OM366A/LA
---	--	--

	MERCEDES NR ENTRA NR DESCRIPTION PARÇA ADI TYPE MARKASI	942680 50.25.344 GASKET AIR CLEANER BOVL HAVA FILITRE LASTIGI CAB. 371 - 381
---	--	--


	MERCEDES NR ENTRA NR DESCRIPTION PARÇA ADI TYPE MARKASI	942580 50.25.345 GASKET AIR CLEANER HAVA FILITRE LASTIGI 2524-1821-1817-2517
---	--	--


www.entra.com.tr


e-mail : entra@entra.com.tr


Orj. Parça no'ları referans olarak kullanılmıştır. Original parts no and brand name only for reference.


	MERCEDES NR	947980
	ENTRA NR	50.25.346
	DESCRIPTION	GASKET OUTSIDE
	PARÇA ADI	HAVA FILITRE LASTIGI
	TYPE	2628-2637-2635
	MARKASI	


	MERCEDES NR	941560
	ENTRA NR	50.25.347
	DESCRIPTION	GASKET AIR CLEANER
	PARÇA ADI	HAVA FILITRE IC LASTIGI
	TYPE	3031
	MARKASI	

	MERCEDES NR	69974848
	ENTRA NR	50.25.348
	DESCRIPTION	SEAL RING
	PARÇA ADI	TURBUN LAASTIGI
	TYPE	O345-O403
	MARKASI	

	MERCEDES NR	9405010201	9405010401
	ENTRA NR	50.25.107	
	DESCRIPTION	AIR INTERCOOLER	
	PARÇA ADI	INTERCOOLER RADYATORU	
	TYPE	AXOR - 3228	
	MARKASI		

	MERCEDES NR	6565010001
	ENTRA NR	50.25.108
	DESCRIPTION	AIR INTERCOOLER
	PARÇA ADI	INTERCOLER RADYATORU
	TYPE	1938/S/K/LS
	MARKASI	

	MERCEDES NR	4570983307
	ENTRA NR	50.25.349
	DESCRIPTION	CHARGING AIR LINE
	PARÇA ADI	AXOR - 1840
	TYPE	
	MARKASI	

	MERCEDES NR	3715017501	6175012201
	ENTRA NR	50.25.109	
	DESCRIPTION	RADIATOR FOR	
	PARÇA ADI	İNTECOOLER RADYATORU	
	TYPE	2517-2521-2524	
	MARKASI		


	MERCEDES NR	3874100010
	ENTRA NR	50.48.001
	DESCRIPTION	INTERMEDIATE BEARING
	PARÇA ADI	ORTA ASKI KOMPLE E.M
	TYPE	2517
	MARKASI	


ASPAR OTOMOTİV SANAYİ VE DIŞ TİCARET LTD. ŞTİ.

DOLAPDERE SANAYİ SİT. 19.ADA NO26 İKİTELLİ / İSTANBUL / TÜRKİYE

TEL +90 212 671 72 61 - +90 212 671 61 49 FAX +90 212 671 61 27

MERCEDES 263


	MERCEDES NR	3464100010	3814101222	3814101522
	ENTRA NR	50.48.002		
	DESCRIPTION	INTERMEDIATE BEARING		
	PARÇA ADI	ORTA ASKI E.M		
	TYPE	624-656		
	MARKASI			


	MERCEDES NR	3634100051		
	ENTRA NR	50.48.003		
	DESCRIPTION	BALL BEARING		
	PARÇA ADI	ORTA ASKI BILYASI		
	TYPE	2517		
	MARKASI			


	MERCEDES NR	6544100022	3894100222	6594110112
	ENTRA NR	50.48.004		
	DESCRIPTION	INTERMEDIATE BEARING 60		
	PARÇA ADI	ORTA ASKI KOMPLE E.M		
	TYPE	624-656 (Q60)		
	MARKASI			

	MERCEDES NR	6554100022	3954100022	3954100622
	ENTRA NR	50.48.005		
	DESCRIPTION	INTERMEDIATE BEARING 70"		
	PARÇA ADI	ORTA ASKI KOMPLE E.M 70 LİK		
	TYPE	624-656 (Q70)		
	MARKASI			

	MERCEDES NR	3855860141	3854100922	3854100110
	ENTRA NR	50.48.006		
	DESCRIPTION	INTERMEDIATE BEARING		
	PARÇA ADI	SAFT ASKI KOMPLE		
	TYPE	O1117-O1120-1120-1320		
	MARKASI			

	MERCEDES NR	3354130001		
	ENTRA NR	50.48.007		
	DESCRIPTION	HOUSING INTERMEDIATE		
	PARÇA ADI	ORTA ASKI KUTUSU		
	TYPE	1625-1628-2228-1624		
	MARKASI			

	MERCEDES NR	3464100010		
	ENTRA NR	50.48.008		
	DESCRIPTION	INTERMEDIATE BEARING		
	PARÇA ADI	ORTA ASKI KOMPLE Y.M		
	TYPE	2521		
	MARKASI			

	MERCEDES NR	6844104022	4100722	
	ENTRA NR	50.48.009		
	DESCRIPTION	INTERMEDIATE BEARING		
	PARÇA ADI	ORTA ASKI KUTUSU		
	TYPE	MB800		
	MARKASI			

e-mail : entra@entra.com.tr

olarak kullanılmıştır. Original parts no and brand name only for reference.

İ VE DİŐ TİCARET LTD. ŐTİ.

İT. 19.ADA NO26 İKİTELLİ / İSTANBUL / TÜRKİYE

TEL +90 212 671 72 61 - +90 212 671 61 49 FAX +90 212 671 61 27


MERCEDES 264


	MERCEDES NR ENTRA NR DESCRIPTION PARÇA ADI TYPE MARKASI	3894100222 50.48.010 INTERMEDIATE BEARING ORTA ASKI KOMPLE Y.M 2521	3894100122	6544100022
---	--	---	------------	------------


	MERCEDES NR ENTRA NR DESCRIPTION PARÇA ADI TYPE MARKASI	3354130001 50.48.011 INTERMEDIATE HOUSING ORTA ASKI KUTUSU OM 355-366
---	--	---


	MERCEDES NR ENTRA NR DESCRIPTION PARÇA ADI TYPE MARKASI	4180480604 50.48.012 INTERMEDIATE BEARING ORTA ASKI KUTUSU AXOR	4395480652
---	--	---	------------

	MERCEDES NR ENTRA NR DESCRIPTION PARÇA ADI TYPE MARKASI	6554100022 50.48.013 INTERMEDIATE BEARING SAFT ASKISI 3240	6554110012
--	--	--	------------

	MERCEDES NR ENTRA NR DESCRIPTION PARÇA ADI TYPE MARKASI	6204100031 50.48.751 UNIVERSAL JOINT 57*152 MAFSAL İSTAVROZU 1928/A/AS/AK-2628	9404100031	3874100031
---	--	--	------------	------------

	MERCEDES NR ENTRA NR DESCRIPTION PARÇA ADI TYPE MARKASI	3814100231 50.48.752 UNIVERSAL JOINT 48*126 MAFSAL İSTAVROZU 2524-2521-O303
---	--	---

	MERCEDES NR ENTRA NR DESCRIPTION PARÇA ADI TYPE MARKASI	3354100031 50.48.753 UNIVERSAL JOINT 52*147 MAFSAL İSTAVROZU 1621-1624-1921/L/LK/	4100531
---	--	---	---------

	MERCEDES NR ENTRA NR DESCRIPTION PARÇA ADI TYPE MARKASI	9424100131 50.48.754 UNIVERSAL JOINT 53*135 MAFSAL İSTAVROZU 2544-2538-1827-2527	4101628	4100231
---	--	--	---------	---------

e-mail : entra@entra.com.tr



is olarak kullanılmıŐtır. Original parts no and brand name only for reference.





ENTRA VE DIŞ TİCARET LTD. ŞTİ.

ŞİT. 19.ADA NO26 İKİTELLİ / İSTANBUL / TÜRKİYE


TEL +90 212 671 72 61 - +90 212 671 61 49 FAX +90 212 671 61 27


MERCEDES 265


	MERCEDES NR ENTRA NR DESCRIPTION PARÇA ADI TYPE MARKASI	3384130012 50.48.015 RUBBER MOUNTING ORTA ASKI LASTIGI O317-L1621/1921
---	--	--


	MERCEDES NR ENTRA NR DESCRIPTION PARÇA ADI TYPE MARKASI	3634130012 50.48.016 RUBBER MOUNTING ORTA ASKI LASTIGI O317-L1621/1921
---	--	--


	MERCEDES NR ENTRA NR DESCRIPTION PARÇA ADI TYPE MARKASI	50.48.755 UNIVERSAL JOINT 68X189 MAFSAL İSTAVROZU ACTROS
---	--	---

	MERCEDES NR ENTRA NR DESCRIPTION PARÇA ADI TYPE MARKASI	50.48.756 UNIVERSAL JOINT 52 X 133 MAFSAL İSTAVROZU
--	--	---

	MERCEDES NR ENTRA NR DESCRIPTION PARÇA ADI TYPE MARKASI	4660068 50.92.544 CAP DIRK HİDR DEPO KAPAGI
---	--	--

	MERCEDES NR ENTRA NR DESCRIPTION PARÇA ADI TYPE MARKASI	6152511301 50.40.901 BELL HOUSING SANZUMAN MUHAFAZASI E.M 2517
---	--	--


	MERCEDES NR ENTRA NR DESCRIPTION PARÇA ADI TYPE MARKASI	3712510101 6792510401 50.40.902 BELL HOUSING SANZUMAN MUHAFAZASI Y.M 1817-1821-2517
---	--	---

	MERCEDES NR ENTRA NR DESCRIPTION PARÇA ADI TYPE MARKASI	50.40.903 PLUG (TRANSMISSION SANZUMAN TAPASI ALL
---	--	---

www.entra.com.tr


e-mail : entra@entra.com.tr


Orj. Parça no'ları referans olarak kullanılmıştır. Original parts no and brand name only for reference.


	MERCEDES NR ENTRA NR DESCRIPTION PARÇA ADI TYPE MARKASI	3872640647 50.40.904 TRANSMISSION OI SANZIMAN YAGI CARKI 2517
---	--	---


	MERCEDES NR ENTRA NR DESCRIPTION PARÇA ADI TYPE MARKASI	3852681474 50.40.905 SHIFT LEVER REPAIR KIT VITES KOLU TM TK 1013/1017/1019/1213/12
---	--	---

	MERCEDES NR ENTRA NR DESCRIPTION PARÇA ADI TYPE MARKASI	3872680089 50.40.906 REAR SHIFTING ROD JOINT VITES KOLU MAFSALI 2622-2624-1522	2686489
---	--	--	---------


	MERCEDES NR ENTRA NR DESCRIPTION PARÇA ADI TYPE MARKASI	9965545 50.40.907 ARTICULATION PIECE RIGHT
--	--	--

	MERCEDES NR ENTRA NR DESCRIPTION PARÇA ADI TYPE MARKASI	9965645 50.40.908 ARTICULATION PIECE LEFT
---	--	---

	MERCEDES NR ENTRA NR DESCRIPTION PARÇA ADI TYPE MARKASI	2685989 50.40.909 ARTICULATION PIECE LEFT	2686989
---	--	---	---------

	MERCEDES NR ENTRA NR DESCRIPTION PARÇA ADI TYPE MARKASI	9967045 50.40.910 ARTICULATION PIECE RIGHT M14X1,5 -L=82mm
---	--	---


	MERCEDES NR ENTRA NR DESCRIPTION PARÇA ADI TYPE MARKASI	3759810031 50.40.911 JOINT BEARING VITES KOL TM TK ATEGO-1517	19817931
---	--	---	----------

	MERCEDES NR	
	ENTRA NR	50.40.912
	DESCRIPTION	PART FOR SHIFT LEVER
	PARÇA ADI	VİTES KOL FİBERİ
	TYPE	AXOR
	MARKASI	


	MERCEDES NR	19817931
	ENTRA NR	50.40.913
	DESCRIPTION	SHIFT LEVER REPAIR KIT
	PARÇA ADI	VİTES KOL TM TK
	TYPE	OM 904 ATEGO
	MARKASI	


	MERCEDES NR	6552680074
	ENTRA NR	50.40.914
	DESCRIPTION	SHIFT LEVER REPAIR KIT
	PARÇA ADI	VİTES KOL TM TK
	TYPE	1013/1017/1019/1213/12
	MARKASI	


	MERCEDES NR	2682289	3572680089
	ENTRA NR	50.40.915	
	DESCRIPTION	JOINT W / BEARING	
	PARÇA ADI	VİTES KOL MAFSALI	
	TYPE	O302-O303	
	MARKASI		


	MERCEDES NR	3872610518	3872612218
	ENTRA NR	50.41.251	
	DESCRIPTION	TRANSMISSION CASE	
	PARÇA ADI	PRİZDİREK KAPAGI	
	TYPE	2521	
	MARKASI		

	MERCEDES NR	2620442
	ENTRA NR	50.41.252
	DESCRIPTION	DRIVE SHAFT PLATE
	PARÇA ADI	PRİZDİREK KAPAGI
	TYPE	2517
	MARKASI	


	MERCEDES NR	3872610918	3872610518	3872612218
	ENTRA NR	50.41.253		
	DESCRIPTION	TRANSMISSION CASE		
	PARÇA ADI	PRİZDİREK KAPAGI		
	TYPE	V6		
	MARKASI			


	MERCEDES NR	2620929	2620129
	ENTRA NR	50.41.254	
	DESCRIPTION	TRANSMISSION CASE	
	PARÇA ADI	PRİZDİREK KAPAGI	
	TYPE	V8	
	MARKASI		


	MERCEDES NR	6202680097
	ENTRA NR	50.40.916
	DESCRIPTION	BOOT SHIFT LEVER
	PARÇA ADI	VİTES KORUGU
	TYPE	1928-1935-1324-1524
	MARKASI	


	MERCEDES NR	3892680097
	ENTRA NR	50.40.917
	DESCRIPTION	BOOT SHIFT LEVER
	PARÇA ADI	VİTES KORUGU
	TYPE	2521-917K-1521-2421
	MARKASI	


	MERCEDES NR	6202600040
	ENTRA NR	50.40.918
	DESCRIPTION	GEAR SHIFT HANDLE
	PARÇA ADI	VİTES TOPUZU
	TYPE	1413-1417-1419-1424
	MARKASI	

	MERCEDES NR	3712687357	3712687057
	ENTRA NR	50.40.919	
	DESCRIPTION	COVER FOR GEAR SHIFT	
	PARÇA ADI	VİTES TOPUZU SİLDİ	
	TYPE	2517	
	MARKASI		

	MERCEDES NR	3712607040	6202680042
	ENTRA NR	50.40.920	
	DESCRIPTION	GEAR SHIFT HANDLE	
	PARÇA ADI	VİTES TOPUZU	
	TYPE	1817K-1821K-2521/K	
	MARKASI		

	MERCEDES NR	2680542
	ENTRA NR	50.40.921
	DESCRIPTION	GEAR SHIFT KNOB
	PARÇA ADI	VİTES TOPUZU
	TYPE	2622
	MARKASI	

	MERCEDES NR	12606357	12606457
	ENTRA NR	50.40.922	
	DESCRIPTION	GEARSHIFT LEVER VALVE	
	PARÇA ADI	VİTES TOPUZU TAKVIYELİ	
	TYPE	1628-1633-1638-1922	
	MARKASI		


	MERCEDES NR	6202600040
	ENTRA NR	50.40.923
	DESCRIPTION	GEAR SHIFT HANDLE
	PARÇA ADI	VİTES TOPUZU
	TYPE	1628-1633-1635-2028
	MARKASI	


Yİ VE DIŞ TİCARET LTD. ŞTİ.


SİT. 19.ADA NO26 İKİTELLİ / İSTANBUL / TÜRKİYE


TEL +90 212 671 72 61 - +90 212 671 61 49 FAX +90 212 671 61 27


MERCEDES 269


	MERCEDES NR ENTRA NR DESCRIPTION PARÇA ADI TYPE MARKASI	50.40.924 COVER KILOMETRE DIRSEGI O302
---	--	---

	MERCEDES NR ENTRA NR DESCRIPTION PARÇA ADI TYPE MARKASI	9762681515 9762680815 9762681315 50.40.925 BRACKET (SHIFT LEVER VITES KOL LEVYESI AXOR - 3228
---	--	---

	MERCEDES NR ENTRA NR DESCRIPTION PARÇA ADI TYPE MARKASI	50.40.926 PIN ,(SHIFT LEVER) VITES KOL PIMI AXOR - 3228
---	--	--

	MERCEDES NR ENTRA NR DESCRIPTION PARÇA ADI TYPE MARKASI	3752600739 50.40.927 SHIT LEVER VITES KOL GOBEGI AXOR
--	--	---

	MERCEDES NR ENTRA NR DESCRIPTION PARÇA ADI TYPE MARKASI	22604157 22602457 22603057 50.40.928 VALVE TO TRANSMISSION SANZUMAN VENTILI AXOR
---	--	--

	MERCEDES NR ENTRA NR DESCRIPTION PARÇA ADI TYPE MARKASI	3752600137 3752600337 50.40.929 LEVER AT SHIFTING ROD VITES ROTIL KUTUGU AXOR
---	--	--

	MERCEDES NR ENTRA NR DESCRIPTION PARÇA ADI TYPE MARKASI	6242720045 50.40.930 FLANGE 180 MM SANZUMAN FLANSI 4140-4148-3231-3243
---	--	--

	MERCEDES NR ENTRA NR DESCRIPTION PARÇA ADI TYPE MARKASI	9966845 3759960045 9967045 50.40.931 SANZIMAN ROTILI
---	--	--


www.entra.com.tr


e-mail : entra@entra.com.tr


Orj. Parça no'ları referans olarak kullanılmıştır. Original parts no and brand name only for reference.


	MERCEDES NR ENTRA NR DESCRIPTION PARÇA ADI TYPE MARKASI	50.40.932 CONVERSION KIT SANZUMAN MEKANİZMASI
---	--	---


	MERCEDES NR ENTRA NR DESCRIPTION PARÇA ADI TYPE MARKASI	6162600739 50.40.933 SHIFT LEVER VİTES KOLU
---	--	--

	MERCEDES NR ENTRA NR DESCRIPTION PARÇA ADI TYPE MARKASI	3752680374 50.40.934 BRACKET WITH REPAIR KIT AXOR - 3228
---	--	---


	MERCEDES NR ENTRA NR DESCRIPTION PARÇA ADI TYPE MARKASI	3752600037 50.40.935 BRACKET FOR GEAR SHIFT AXOR - 3228
---	--	--


	MERCEDES NR ENTRA NR DESCRIPTION PARÇA ADI TYPE MARKASI	3752600562 50.40.936 BRACKET FOR GEAR SHIFT AXOR - 3228
---	--	--


	MERCEDES NR ENTRA NR DESCRIPTION PARÇA ADI TYPE MARKASI	3752600562 50.40.937 REPAIR KIT FOR GEAR AXOR - 3228
---	--	---


	MERCEDES NR ENTRA NR DESCRIPTION PARÇA ADI TYPE MARKASI	6593503206 3953501106 6593500906 50.59.377 TORQUE ARM
---	--	---


	MERCEDES NR ENTRA NR DESCRIPTION PARÇA ADI TYPE MARKASI	50.40.938 VİTES TOPUZU SİLDİ 2521
--	--	---


	MERCEDES NR ENTRA NR DESCRIPTION PARÇA ADI TYPE MARKASI	50.40.941 VITES TOPUZU SILDİ 2622
---	--	---


	MERCEDES NR ENTRA NR DESCRIPTION PARÇA ADI TYPE MARKASI	19882510 50.40.939 GEAR LEVER BUSH VITES KOL TM TK AXOR
---	--	---


	MERCEDES NR ENTRA NR DESCRIPTION PARÇA ADI TYPE MARKASI	50.58.002 SHIFT LEVER REPAIR KIT DIREKSİYON TM TK
---	--	---


	MERCEDES NR ENTRA NR DESCRIPTION PARÇA ADI TYPE MARKASI	9702670031 6202600040 50.40.940 HANDLE (SHIFT LEVER VITES TOPUZU KOMPLE AXOR
--	--	--

	MERCEDES NR ENTRA NR DESCRIPTION PARÇA ADI TYPE MARKASI	50.50.263 PLUG DIFRANSİYEL TAPASI
---	--	---

	MERCEDES NR ENTRA NR DESCRIPTION PARÇA ADI TYPE MARKASI	3553500327 3553501827 50.50.201 DIFFERENTIAL CASE BEYİN İSTAVROZ KUTUSU 3031
---	--	--

	MERCEDES NR ENTRA NR DESCRIPTION PARÇA ADI TYPE MARKASI	50.49.201 OIL BAFFLE FOR RETARDER ROTİRDAR KECE YATAGI OM 401/A - OM 402 - OM
---	--	--

	MERCEDES NR ENTRA NR DESCRIPTION PARÇA ADI TYPE MARKASI	50.49.202 OIL BAFFLE FOR RETARDER ROTİRDAR KECE YATAGI OM 441-442
---	--	--

	MERCEDES NR ENTRA NR DESCRIPTION PARÇA ADI TYPE MARKASI	50.50.264 LOCK PLATE KOVAN PULU AXOR - 3228
---	--	--


	MERCEDES NR ENTRA NR DESCRIPTION PARÇA ADI TYPE MARKASI	50.50.265 LOCK PLATE KOVAN PULU AXOR - 3228
---	--	--

	MERCEDES NR ENTRA NR DESCRIPTION PARÇA ADI TYPE MARKASI	7095208510 50.50.266 LOCK PLATE KOVAN PULU 2517
---	--	---

	MERCEDES NR ENTRA NR DESCRIPTION PARÇA ADI TYPE MARKASI	3463561415 3463560315 50.50.267 THRUST RING 115 MM KOVAN KECE YATAGI 115 MM 115 X 145 X 32 mm
---	--	---

	MERCEDES NR ENTRA NR DESCRIPTION PARÇA ADI TYPE MARKASI	3553561215 3553560915 50.50.268 THRUST RING 110 MM KOVAN KECE YATAGI 110 M 110 X 145 X 32 mm
---	--	--

	MERCEDES NR ENTRA NR DESCRIPTION PARÇA ADI TYPE MARKASI	3553560815 50.50.269 THRUST RING 107 MM KOVAN KECE YATAGI 107 MM 110 X 145 X 40 mm
---	--	--

	MERCEDES NR ENTRA NR DESCRIPTION PARÇA ADI TYPE MARKASI	3853560015 50.50.270 THRUST RING KOVAN KECE YATAGI V8
---	--	---


	MERCEDES NR ENTRA NR DESCRIPTION PARÇA ADI TYPE MARKASI	50.50.271 THRUST RING KOVAN KECE YATAGI AXOR - 1840
---	--	--


ASPAR OTOMOTİV SANAYİ VE DIŞ TİCARET LTD. ŞTİ.


DOLAPDERE SANAYİ SİT. 19.ADA NO26 İKİTELLİ / İSTANBUL / TÜRKİYE

TEL +90 212 671 72 61 - +90 212 671 61 49 FAX +90 212 671 61 27

MERCEDES 273


	MERCEDES NR ENTRA NR DESCRIPTION PARÇA ADI TYPE MARKASI	3603340215 50.50.272 THRUST RING İLAVE DINGİL KECE YATAGI 2517-2521-O302
---	--	--


	MERCEDES NR ENTRA NR DESCRIPTION PARÇA ADI TYPE MARKASI	6249970032 50.52.401 HUB CAP FOR BELL HUB CER KAPAGI ALIMINYUM V6-V8 3463340320 6503560080
---	--	--


	MERCEDES NR ENTRA NR DESCRIPTION PARÇA ADI TYPE MARKASI	2109970132 50.52.402 SCREW PLUG CER KAPAGI YAG TAPASI M45 X X1,5 mm 6249970032 1159970032
---	--	---

	MERCEDES NR ENTRA NR DESCRIPTION PARÇA ADI TYPE MARKASI	3553500454 50.52.403 PLANET GEAR BELL HUB CER PLANET SETİ 2521
--	--	--

	MERCEDES NR ENTRA NR DESCRIPTION PARÇA ADI TYPE MARKASI	6523500254 50.52.404 PLANET GEAR BELL HUB CER PLANET SETİ 3031
---	--	--


	MERCEDES NR ENTRA NR DESCRIPTION PARÇA ADI TYPE MARKASI	3873505923 50.50.202 DIFFERENTIAL GEA İSTAVROZ KUTUSU 2517-2521-2524 3873501523
---	--	--


	MERCEDES NR ENTRA NR DESCRIPTION PARÇA ADI TYPE MARKASI	3853560801 50.52.201 WHEEL HUB CEKICI PORYA 2517 3853561301 6153560301
---	--	--


	MERCEDES NR ENTRA NR DESCRIPTION PARÇA ADI TYPE MARKASI	3713567001 50.52.202 WHEEL HUB İLAVE DINGİL PORYA 2517-2521-2524-2622 3713560001
---	--	---


www.entra.com.tre-mail : entra@entra.com.tr


Orj. Parça no'ları referans olarak kullanılmıştır. Original parts no and brand name only for reference.


	MERCEDES NR ENTRA NR DESCRIPTION PARÇA ADI TYPE MARKASI	3553505133 50.52.203 BELL HUB CAN PORYA 24 LUK
---	--	---


	MERCEDES NR ENTRA NR DESCRIPTION PARÇA ADI TYPE MARKASI	3553502533 50.52.204 BELL HUB CAN PORYA 25 LİK 2517-2521-1827-1817-
---	--	---


	MERCEDES NR ENTRA NR DESCRIPTION PARÇA ADI TYPE MARKASI	3463507433 3463507533 3463509233 50.52.205 BELL HUB CAN PORYA 26 LİK 2517-2521-1827-1817-
---	--	---

	MERCEDES NR ENTRA NR DESCRIPTION PARÇA ADI TYPE MARKASI	3463503208 50.52.206 PLANETARY CARRIER PLANET TASIYICI KISA 2521
--	--	--


	MERCEDES NR ENTRA NR DESCRIPTION PARÇA ADI TYPE MARKASI	3463509133 50.52.207 PLANETARY CARRIER PLANET TASIYICI UZUN
---	--	--


	MERCEDES NR ENTRA NR DESCRIPTION PARÇA ADI TYPE MARKASI	3463500709 50.52.208 PLANETARY CARRIER PLANET TASIYICI ORTA
---	--	--


	MERCEDES NR ENTRA NR DESCRIPTION PARÇA ADI TYPE MARKASI	3853531045 50.50.153 FLANGE MAHRUTI FLANSI 2517
---	--	---


	MERCEDES NR ENTRA NR DESCRIPTION PARÇA ADI TYPE MARKASI	3463507033 50.52.209 WHEEL HUB CAN PORYA ACTROS
---	--	---


	MERCEDES NR ENTRA NR DESCRIPTION PARÇA ADI TYPE MARKASI	3213560126 50.50.273 GROOVED NUT KOVAN SOMUNU 2517-2521-2524-2622
---	--	---


	MERCEDES NR ENTRA NR DESCRIPTION PARÇA ADI TYPE MARKASI	6243560020 50.52.405 HUB CAP FOR BELL HUB CER KAPAGI 2517-2521-2524-2622
---	--	--


	MERCEDES NR ENTRA NR DESCRIPTION PARÇA ADI TYPE MARKASI	6249970032 50.52.406 SCREW PLUG CER KAPAGI 2517-2521-2524
---	--	---

	MERCEDES NR ENTRA NR DESCRIPTION PARÇA ADI TYPE MARKASI	3463542517 50.52.407 SUN GEAR 25 THREAD CER AKIS DISLISI 2521
--	--	---

	MERCEDES NR ENTRA NR DESCRIPTION PARÇA ADI TYPE MARKASI	3073340401 6233340101 50.52.210 WHEEL HUB FRONT PORYA ON 2521-2524
---	--	--

	MERCEDES NR ENTRA NR DESCRIPTION PARÇA ADI TYPE MARKASI	3553560701 3463562501 3463561201 50.52.211 WHEEL HUB CEKICI PORYA CERLI 2521-2524
---	--	---

	MERCEDES NR ENTRA NR DESCRIPTION PARÇA ADI TYPE MARKASI	3713560001 3713567001 50.52.212 WHEEL HUB İLAVE DINGİL PORYASI 2517-2521-2622
---	--	---


	MERCEDES NR ENTRA NR DESCRIPTION PARÇA ADI TYPE MARKASI	3273560120 50.52.408 HUB CAP WHEEL HUB İLAVE DINGİL PORYA KAPAGI 2521
---	--	---


ASPAR OTOMOTİV SANAYİ VE DIŞ TİCARET LTD. ŞTİ.


DOLAPDERE SANAYİ SİT. 19.ADA NO26 İKİTELLİ / İSTANBUL / TÜRKİYE


TEL +90 212 671 72 61 - +90 212 671 61 49 FAX +90 212 671 61 27


MERCEDES 276


	MERCEDES NR ENTRA NR DESCRIPTION PARÇA ADI TYPE MARKASI	3463562301 50.52.213 WHEEL HUB CEKICI PORYA 2622	3463560801	3463563001
---	--	--	------------	------------


	MERCEDES NR ENTRA NR DESCRIPTION PARÇA ADI TYPE MARKASI	3463572801 50.50.401 REAR AXLE SHAFT 110 CM AKIS Q 44 - 110 cm	6583570801	
---	--	--	------------	--


	MERCEDES NR ENTRA NR DESCRIPTION PARÇA ADI TYPE MARKASI	6593571001 50.50.402 REAR AXLE SHAFT 110 CM AKIS BUYUK DEFRANSİYEL 2517-2521-2524		
---	--	---	--	--

	MERCEDES NR ENTRA NR DESCRIPTION PARÇA ADI TYPE MARKASI	3553570701 50.50.403 REAR AXLE SHAFT 109 CM AKIS 2517-2521-2524		
---	--	---	--	--

	MERCEDES NR ENTRA NR DESCRIPTION PARÇA ADI TYPE MARKASI	3553532245 50.50.154 FLANGE (COUPLING MAHRUTI FLANSI 2521		
---	--	---	--	--


	MERCEDES NR ENTRA NR DESCRIPTION PARÇA ADI TYPE MARKASI	6243340001 50.52.214 WHEEL HUB FRONT PORYA ON 2622-2628	6243340501	3893340601
---	--	---	------------	------------


	MERCEDES NR ENTRA NR DESCRIPTION PARÇA ADI TYPE MARKASI	3463563101 50.52.215 WHEEL HUB ARKA PORYA 4028	3463562401	3463563001
---	--	--	------------	------------


	MERCEDES NR ENTRA NR DESCRIPTION PARÇA ADI TYPE MARKASI	3553530107 50.50.204 THROUGH DRIVE PINION BEYIN TAS BUGAT KU. DEF. CIFT TEKER		
---	--	--	--	--


www.entra.com.tre-mail : entra@entra.com.tr


Orj. Parça no'ları referans olarak kullanılmıştır. Original parts no and brand name only for reference.


	MERCEDES NR ENTRA NR DESCRIPTION PARÇA ADI TYPE MARKASI	3553504603 50.50.205 AXLE HOUSING BEYİN TAS KEPLİ KUC DEF CİFT TEKER
---	--	---


	MERCEDES NR ENTRA NR DESCRIPTION PARÇA ADI TYPE MARKASI	9463560201 9463561901 50.52.216 WHEEL HUB ARKA PORYA DISKLI AKISLI AXOR - 3228
---	--	--


	MERCEDES NR ENTRA NR DESCRIPTION PARÇA ADI TYPE MARKASI	50.52.217 NUT CER CIVATASI AXOR
---	--	--

	MERCEDES NR ENTRA NR DESCRIPTION PARÇA ADI TYPE MARKASI	3553540417 50.52.218 SUN GEAR 35 TEETH CER AKIS DISLISI 3031
--	--	--

	MERCEDES NR ENTRA NR DESCRIPTION PARÇA ADI TYPE MARKASI	3553543617 50.52.219 SUN GEAR 25 TEETH CER AKIS DISLISI 3031
---	--	--

	MERCEDES NR ENTRA NR DESCRIPTION PARÇA ADI TYPE MARKASI	9423340201 9423341201 3753340001 50.52.220 WHEEL HUB ON PORYA DISKLI AXOR - 3228
---	--	--

	MERCEDES NR ENTRA NR DESCRIPTION PARÇA ADI TYPE MARKASI	3273560120 50.50.274 HUB CAP BELL HUB İLAVE DİNİL PORYA KAPAGI AXOR - 3228
---	--	--


	MERCEDES NR ENTRA NR DESCRIPTION PARÇA ADI TYPE MARKASI	3463507133 50.52.221 BELL HUB 24,50 CAN PORYA AXOR - 3228
---	--	---


ASPAR OTOMOTİV SANAYİ VE DIŞ TİCARET LTD. ŞTİ.

DOLAPDERE SANAYİ SİT. 19.ADA NO26 İKİTELLİ / İSTANBUL / TÜRKİYE


TEL +90 212 671 72 61 - +90 212 671 61 49 FAX +90 212 671 61 27

MERCEDES 278


	MERCEDES NR ENTRA NR DESCRIPTION PARÇA ADI TYPE MARKASI	9463560226 50.50.275 GROOVED NUT KOMAN SOMIUNU AXOR - 3228
---	--	--


	MERCEDES NR ENTRA NR DESCRIPTION PARÇA ADI TYPE MARKASI	94635613013 50.52.222 WHEEL HUB İLAVE PORYA AXOR - 3228	560101101	9463560101
---	--	---	-----------	------------


	MERCEDES NR ENTRA NR DESCRIPTION PARÇA ADI TYPE MARKASI	9423500045 50.50.155 DRIVING FLANGE MAHRUTI FLANSI ACTROS	9423500245	6503500045
---	--	---	------------	------------

	MERCEDES NR ENTRA NR DESCRIPTION PARÇA ADI TYPE MARKASI	9463560226 50.50.276 GROOVED NUT KOVAN SOMUNU AXOR
--	--	--

	MERCEDES NR ENTRA NR DESCRIPTION PARÇA ADI TYPE MARKASI	6503500045 50.50.156 DRIVING FLANGE MAHRUTI FLANSI 3031
---	--	---

	MERCEDES NR ENTRA NR DESCRIPTION PARÇA ADI TYPE MARKASI	9463560226 50.50.277 GROOVED NUT KOVAN SOMUNU ACTROS
---	--	--

	MERCEDES NR ENTRA NR DESCRIPTION PARÇA ADI TYPE MARKASI	3023560401 50.52.223 WHEEL HUB ARKA PORYA O302
---	--	--

	MERCEDES NR ENTRA NR DESCRIPTION PARÇA ADI TYPE MARKASI	3403570101 50.50.404 REAR AXLE SHAFT AKIS OM 360	3853571601
---	--	--	------------

www.entra.com.tre-mail : entra@entra.com.tr


Orj. Parça no'ları referans olarak kullanılmıştır. Original parts no and brand name only for reference.


ASPAR OTOMOTİV SANAYİ VE DIŞ TİCARET LTD. ŞTİ.


DOLAPDERE SANAYİ SİT. 19.ADA NO26 İKİTELLİ / İSTANBUL / TÜRKİYE


TEL +90 212 671 72 61 - +90 212 671 61 49 FAX +90 212 671 61 27


MERCEDES 279


	MERCEDES NR ENTRA NR DESCRIPTION PARÇA ADI TYPE MARKASI	3853561101 50.52.224 WHEEL HUB ARKA PORYA V6 3703560201 3853561001
---	--	--


	MERCEDES NR ENTRA NR DESCRIPTION PARÇA ADI TYPE MARKASI	3853571501 50.50.405 REAR AXLE SHAFT AKIS OM 401-421
---	--	--


	MERCEDES NR ENTRA NR DESCRIPTION PARÇA ADI TYPE MARKASI	3853573701 50.50.406 REAR AXLE SHAFT AKIS O303
---	--	--

	MERCEDES NR ENTRA NR DESCRIPTION PARÇA ADI TYPE MARKASI	3853561401 50.52.225 WHEEL HUB ARKA PORYA V8 3853560601
--	--	--

	MERCEDES NR ENTRA NR DESCRIPTION PARÇA ADI TYPE MARKASI	3563340001 50.52.226 WHEEL HUB ON PORYA O403 3563340201
---	--	--

	MERCEDES NR ENTRA NR DESCRIPTION PARÇA ADI TYPE MARKASI	3563560001 50.52.227 WHEEL HUB ARKA PORYA O403
---	--	--


	MERCEDES NR ENTRA NR DESCRIPTION PARÇA ADI TYPE MARKASI	6253560101 50.52.228 WHEEL HUB ARKA PORYA 3031-3027 3463560801 3463561001
---	--	---


	MERCEDES NR ENTRA NR DESCRIPTION PARÇA ADI TYPE MARKASI	6243340201 50.52.229 WHEEL HUB ON PORYA 3031 6263341001 6243340301
---	--	--


www.entra.com.tre-mail : entra@entra.com.tr

Orj. Parça no'ları referans olarak kullanılmıştır. Original parts no and brand name only for reference.


	MERCEDES NR ENTRA NR DESCRIPTION PARÇA ADI TYPE MARKASI	3853573701 50.50.407 REAR AXLE SHAFT AKIS O403
---	--	--


	MERCEDES NR ENTRA NR DESCRIPTION PARÇA ADI TYPE MARKASI	3463530072 50.50.157 NUT FOR COUPLING MAHRUTI SOMUNU M55 X 1,5mm	3853510572 9463510072
---	--	--	--------------------------


	MERCEDES NR ENTRA NR DESCRIPTION PARÇA ADI TYPE MARKASI	9763561101 50.52.230 WHEEL HUB CEKICI PORYA ATEGO-1517
---	--	--

	MERCEDES NR ENTRA NR DESCRIPTION PARÇA ADI TYPE MARKASI	6243340201 50.52.231 WHEEL HUB PORYA ON 4028	3893341401 6243340001
--	--	--	--------------------------


	MERCEDES NR ENTRA NR DESCRIPTION PARÇA ADI TYPE MARKASI	6253560101 50.52.232 WHEEL HUB PORYA CEKICI 4028	3463562101
---	--	--	------------

	MERCEDES NR ENTRA NR DESCRIPTION PARÇA ADI TYPE MARKASI	3463563101 50.52.233 WHEEL HUB CEKICI PORYA CERLI ACTROS
---	--	--

	MERCEDES NR ENTRA NR DESCRIPTION PARÇA ADI TYPE MARKASI	50.50.158 SCREW CER CIVATASI
---	--	------------------------------------

	MERCEDES NR ENTRA NR DESCRIPTION PARÇA ADI TYPE MARKASI	3853510072 50.50.159 NUT FOR COUPLING MAHRUTI SOMUNU M40X1,5mm	3853510172 3273530172
---	--	--	--------------------------


	MERCEDES NR ENTRA NR DESCRIPTION PARÇA ADI TYPE MARKASI	3663530072 3853510672 50.50.160 NUT FOR COUPLING MAHRUTI SOMUNU M45X1,5mm
---	--	--

	MERCEDES NR ENTRA NR DESCRIPTION PARÇA ADI TYPE MARKASI	3553530562 50.50.161 THRUST WASHER AKIS PULU CELIK 2517-2521-1827-1817
---	--	--


	MERCEDES NR ENTRA NR DESCRIPTION PARÇA ADI TYPE MARKASI	3935860035 3933500040 50.50.307 REPAIR KIT FOR SMALL ISTAVROZ KITI KUCUK DEF. BURSLU 2517-2521-2524
---	--	--


	MERCEDES NR ENTRA NR DESCRIPTION PARÇA ADI TYPE MARKASI	3873500040 50.50.308 REPAIR KIT FOR ISTAVROZ KITI BILYALI 2517-2521-2524
--	--	--


	MERCEDES NR ENTRA NR DESCRIPTION PARÇA ADI TYPE MARKASI	3875860035 50.50.309 REPAIR KIT FOR ISTAVROZ KITI BUYU 1933-1935-1936-1945
---	--	--


	MERCEDES NR ENTRA NR DESCRIPTION PARÇA ADI TYPE MARKASI	9443500623 50.50.310 REPAIR KIT FOR ISTAVROZ KITI KAMALI AXOR
---	--	---


	MERCEDES NR ENTRA NR DESCRIPTION PARÇA ADI TYPE MARKASI	169979548 169974048 50.50.311 SEAL RING CER LASTIGI INCE 2517-2622
---	--	---


	MERCEDES NR ENTRA NR DESCRIPTION PARÇA ADI TYPE MARKASI	169974048 50.50.312 SEAL RING CER LASTIGI INCE 2517-2622
---	--	--


	MERCEDES NR ENTRA NR DESCRIPTION PARÇA ADI TYPE MARKASI	3553530408 50.50.206 COVER, DIFFERENTIAL BEYİN TASI ON KAPAK KUCUK DEF. CIFT CEKER
---	--	---

	MERCEDES NR ENTRA NR DESCRIPTION PARÇA ADI TYPE MARKASI	3873500020 50.50.207 AXLE HOUSING TO SMALL BEYİN TAS KEPLI KUCUK DEF TEK CEKER
---	--	---

	MERCEDES NR ENTRA NR DESCRIPTION PARÇA ADI TYPE MARKASI	3953504620 50.50.208 AXLE HOUSING TO BIG BEYİN TAS. KEPLI BUYUK DEF. TEK CEKER
---	--	---


	MERCEDES NR ENTRA NR DESCRIPTION PARÇA ADI TYPE MARKASI	3463530208 50.50.209 COVER TO BIG BEYİN TAŞ. ON KAPAK BUY. DEF. CIFT TEKER
--	--	---


	MERCEDES NR ENTRA NR DESCRIPTION PARÇA ADI TYPE MARKASI	3463530307 50.50.210 COVER TO BIG BEYİN TAŞ. BUGAT BUY. DEF. CIFT TEKER 1835-1840
---	--	---


	MERCEDES NR ENTRA NR DESCRIPTION PARÇA ADI TYPE MARKASI	9423500303 50.50.211 AXLE HOUSING TO BIG BEYİN TAŞ. KEPLI BUY. DEF. CIFT TEKER
---	--	---

	MERCEDES NR ENTRA NR DESCRIPTION PARÇA ADI TYPE MARKASI	9463560201 9463561901 9463560701 50.52.234 WHELL HUB CEKICI PORYA AKISLI DISKLI ACTROS
---	--	--


	MERCEDES NR ENTRA NR DESCRIPTION PARÇA ADI TYPE MARKASI	50.50.212 DIFFERENTIAL HOUSING ISTAVROZ KUTUSU UZUN 3028 K
---	--	---

	MERCEDES NR ENTRA NR DESCRIPTION PARÇA ADI TYPE MARKASI	3873505923 50.50.213 DIFFERENTIAL CASE SMALL ISTAVRO KUTUSU KISA 3028 K
---	--	---

	MERCEDES NR ENTRA NR DESCRIPTION PARÇA ADI TYPE MARKASI	3873505923 50.50.214 DIFFERENTIAL CASE ISTAVROZ KUTUSU ORTA AXOR
---	--	--

	MERCEDES NR ENTRA NR DESCRIPTION PARÇA ADI TYPE MARKASI	9403501823 9403501723 50.50.215 DIFFERENTIAL CASE BIG ISTAVROZ KUTUSU BUYUK ACTROS
---	--	--


	MERCEDES NR ENTRA NR DESCRIPTION PARÇA ADI TYPE MARKASI	9423502123 50.50.313 REPAIR KIT FOR ISTAVROZ KITI 4140-4148-3231-3243-
--	--	--


	MERCEDES NR ENTRA NR DESCRIPTION PARÇA ADI TYPE MARKASI	9433301125 50.52.235 WHEEL HUB AXOR
---	--	--


	MERCEDES NR ENTRA NR DESCRIPTION PARÇA ADI TYPE MARKASI	4112615004 50.50.314 CROSS GEAR DIFRENSİYEL DISLISI
--	--	--


	MERCEDES NR ENTRA NR DESCRIPTION PARÇA ADI TYPE MARKASI	4472435376 50.52.236 WHEEL HUB PORYA
--	--	---

	MERCEDES NR ENTRA NR DESCRIPTION PARÇA ADI TYPE MARKASI	9703340345 50.52.237 WHEEL HUB PORYA
--	--	---


	MERCEDES NR ENTRA NR DESCRIPTION PARÇA ADI TYPE MARKASI	3463561623 50.50.216 DIFFERANTIAL CASE İSTAVROZ KUTUSU BUYUK TYPE MARKASI	3463500427
---	--	--	------------


	MERCEDES NR ENTRA NR DESCRIPTION PARÇA ADI TYPE MARKASI	3463501733 50.52.238 BELL HUB SHORT CAN PORYA TYPE MARKASI	3463501533
---	--	---	------------

	MERCEDES NR ENTRA NR DESCRIPTION PARÇA ADI TYPE MARKASI	6553340001 50.50.217 WHEEL HUB FRONT PORYA 2521-2524 TYPE MARKASI	6553350101 3893341501
---	--	---	--------------------------

	MERCEDES NR ENTRA NR DESCRIPTION PARÇA ADI TYPE MARKASI	22505115 50.38.017 RELEASE BEARING DEBRIYAJ BILYASI AXOR TYPE MARKASI	
--	--	---	--

	MERCEDES NR ENTRA NR DESCRIPTION PARÇA ADI TYPE MARKASI	3463560401 50.52.239 WHEEL HUB PORYA 2521-2524 TYPE MARKASI	3553563601 3553563501
---	--	---	--------------------------

	MERCEDES NR ENTRA NR DESCRIPTION PARÇA ADI TYPE MARKASI	4032000926 50.26.855 FAN FLANGE PERVANE TAKOZU Q 650 mm TYPE MARKASI	
---	--	--	--


	MERCEDES NR ENTRA NR DESCRIPTION PARÇA ADI TYPE MARKASI	6203200028 50.57.801 TORSION BAR MOUNTING TRAVERS TAMIR TAKIMI 2228-2428-1922-1925 TYPE MARKASI	
---	--	---	--


	MERCEDES NR ENTRA NR DESCRIPTION PARÇA ADI TYPE MARKASI	6205860031 50.57.802 CABIN REPAIR KIT KABIN TM TK 1817K-1821K-1935-1938 TYPE MARKASI	
--	--	--	--


	MERCEDES NR	3815860031		
	ENTRA NR	50.57.803		
	DESCRIPTION	CABIN REPAIR KIT		
	PARÇA ADI	KABIN TM TK		
	TYPE	917S/K/AK-2628S/K		
	MARKASI			


	MERCEDES NR	3873100077	3875860131	
	ENTRA NR	50.57.804		
	DESCRIPTION	CABIN REPAIR KIT		
	PARÇA ADI	KABIN TM TK		
	TYPE	1619-1622-1624-1625		
	MARKASI			


	MERCEDES NR	3875860531	3878910957	
	ENTRA NR	50.57.805		
	DESCRIPTION	CABIN REPAIR KIT		
	PARÇA ADI	KABIN TM TK		
	TYPE	1619-1622-1624-1625		
	MARKASI			

	MERCEDES NR	6205040012	6205040112	
	ENTRA NR	50.32.001		
	DESCRIPTION	RADIATOR MOUNTING		
	PARÇA ADI	RADYATOR TAKOZU		
	TYPE	1844		
	MARKASI			

	MERCEDES NR	6452400818	6452400718	6452400618
	ENTRA NR	50.32.002		
	DESCRIPTION	ENGINE MOUNTING REAR		
	PARÇA ADI	MOTOR TAKOZU		
	TYPE	3031		
	MARKASI			

	MERCEDES NR	3832401017		
	ENTRA NR	50.32.003		
	DESCRIPTION	ENGINE MOUNTING		
	PARÇA ADI	MOTOR TAKOZU		
	TYPE	2517-2521-2524-2622		
	MARKASI			

	MERCEDES NR	6152400218	6152400418	6152400318
	ENTRA NR	50.32.004		
	DESCRIPTION	ENGINE MOUNTING		
	PARÇA ADI	MOTOR TAKOZU		
	TYPE	V6-2517-2521-2524-		
	MARKASI			


	MERCEDES NR	6552410713	6552410113	
	ENTRA NR	50.32.005		
	DESCRIPTION	ENGINE MOUNTING		
	PARÇA ADI	MOTOR TAKOZU		
	TYPE	ACTROS		
	MARKASI			


ASPAR OTOMOTİV SANAYİ VE DIŞ TİCARET LTD. ŞTİ.


DOLAPDERE SANAYİ SİT. 19.ADA NO26 İKİTELLİ / İSTANBUL / TÜRKİYE


TEL +90 212 671 72 61 - +90 212 671 61 49 FAX +90 212 671 61 27


MERCEDES 286


	MERCEDES NR ENTRA NR DESCRIPTION PARÇA ADI TYPE MARKASI	6552410613 50.32.006 ENGINE MOUNTING MOTOR TAKOZU ACTROS	6552410013
---	--	--	------------


	MERCEDES NR ENTRA NR DESCRIPTION PARÇA ADI TYPE MARKASI	3022401118 50.32.007 ENGINE MOUNTING MOTOR TAKOZU O302-LP1216-1317-1319	3022401018
---	--	---	------------


	MERCEDES NR ENTRA NR DESCRIPTION PARÇA ADI TYPE MARKASI	3732400217 50.32.008 ENGINE MOUNTING MOTOR TAKOZU O302-LP1216-1317-1319	3022401117
---	--	---	------------

	MERCEDES NR ENTRA NR DESCRIPTION PARÇA ADI TYPE MARKASI	3872400218 50.32.009 ENGINE MOUNTING MOTOR TAKOZU 1729-1928S-1938S	6452400018 6172400318
--	--	--	--------------------------

	MERCEDES NR ENTRA NR DESCRIPTION PARÇA ADI TYPE MARKASI	6582410213 50.32.010 ENGINE MOUNTING MOTOR TAKOZU V 10	6582410113 6582410013
---	--	--	--------------------------

	MERCEDES NR ENTRA NR DESCRIPTION PARÇA ADI TYPE MARKASI	4032000926 50.32.011 BLADE (FAN) LOWER KANAT TAKOZU OM 366
---	--	--

	MERCEDES NR ENTRA NR DESCRIPTION PARÇA ADI TYPE MARKASI	3875040012 50.32.012 RADIATOR MOUNTING RADYATOR TAKOZU 1013/A/AK/KO/S/K
---	--	---

	MERCEDES NR ENTRA NR DESCRIPTION PARÇA ADI TYPE MARKASI	3714927087 50.32.013 MUFFLER MOUNTING EGSOZ LASTIGI CAB. 371 - 381
---	--	--

www.entra.com.tre-mail : entra@entra.com.tr


Orj. Parça no'ları referans olarak kullanılmıştır. Original parts no and brand name only for reference.


ASPAR OTOMOTİV SANAYİ VE DIŞ TİCARET LTD. ŞTİ.


DOLAPDERE SANAYİ SİT. 19.ADA NO26 İKİTELLİ / İSTANBUL / TÜRKİYE


TEL +90 212 671 72 61 - +90 212 671 61 49 FAX +90 212 671 61 27


MERCEDES 287


	MERCEDES NR ENTRA NR DESCRIPTION PARÇA ADI TYPE MARKASI	3225040112 50.32.014 RUBBER MOUNTING HAVA FILİTRE TAKOZU 508I-L 328/911-LS
---	--	--


	MERCEDES NR ENTRA NR DESCRIPTION PARÇA ADI TYPE MARKASI	3531550150 50.59.501 BUSHING SARJ DINAMO BURCU YIVLI 2517-2521-2524-2622
---	--	--


	MERCEDES NR ENTRA NR DESCRIPTION PARÇA ADI TYPE MARKASI	3531550050 50.59.502 BUSHING SAARJ DINAMO BURCU YIVSIZ 2517-2521-2524-2622
---	--	--

	MERCEDES NR ENTRA NR DESCRIPTION PARÇA ADI TYPE MARKASI	6205040112 50.32.015 RADIATOR MOUNTING RADYATOR TAKOZU 1848
---	--	---

	MERCEDES NR ENTRA NR DESCRIPTION PARÇA ADI TYPE MARKASI	3813500206 50.59.503 BUSHING DENG KOLU LASTIGI 2626/S/K-2632/S/K-3332
---	--	---


	MERCEDES NR ENTRA NR DESCRIPTION PARÇA ADI TYPE MARKASI	3221285 3222185 3222285 50.59.504 SPRING EYE BUSHING MAKAS BURCU
---	--	---


	MERCEDES NR ENTRA NR DESCRIPTION PARÇA ADI TYPE MARKASI	3250285 3250785 3250885 50.59.505 SPRING EYE BUSHING MAKAS BURCU
---	--	---


	MERCEDES NR ENTRA NR DESCRIPTION PARÇA ADI TYPE MARKASI	3220585 3220385 50.59.506 SPRING EYE BUSHING MAKAS BURCU
---	--	--


www.entra.com.tre-mail : entra@entra.com.tr


Orj. Parça no'ları referans olarak kullanılmıştır. Original parts no and brand name only for reference.


	MERCEDES NR ENTRA NR DESCRIPTION PARÇA ADI TYPE MARKASI	6452400118 50.32.016 TRANSMISSION MOUNTING SANZUMAN TAKOZU O403
---	--	---


	MERCEDES NR ENTRA NR DESCRIPTION PARÇA ADI TYPE MARKASI	3872400317 3872400417 50.32.017 ENGINE MOUNTING MOTOR TAKOZU 1926-1932-2626-2632
---	--	--


	MERCEDES NR ENTRA NR DESCRIPTION PARÇA ADI TYPE MARKASI	3500212 50.59.507 BALL JOINT KIT Q80 BUGI BURCU 2517-2521-2524
---	--	--

	MERCEDES NR ENTRA NR DESCRIPTION PARÇA ADI TYPE MARKASI	3500613 3861135 5861135 50.59.508 BALL JOINT KIT Q85 BUGI BURCU
--	--	--

	MERCEDES NR ENTRA NR DESCRIPTION PARÇA ADI TYPE MARKASI	3142230012 50.32.018 LEAF MOUNTING MAKAS TAKOZU O 309
---	--	---

	MERCEDES NR ENTRA NR DESCRIPTION PARÇA ADI TYPE MARKASI	3013260081 50.59.509 STABILIZER BUSH (HALF DENGE MILI LASTIGI O303-305-307
---	--	--

	MERCEDES NR ENTRA NR DESCRIPTION PARÇA ADI TYPE MARKASI	3714927087 50.32.019 RUBBER METAL BUFER EGSOZ ASKI TAKOZU 2624-2628-3528
---	--	--


	MERCEDES NR ENTRA NR DESCRIPTION PARÇA ADI TYPE MARKASI	6452400418 50.32.020 ENGINE MOUNTING MOTOR TAKOZU 2622
---	--	--


ASPAR OTOMOTİV SANAYİ VE DIŞ TİCARET LTD. ŞTİ.


DOLAPDERE SANAYİ SİT. 19.ADA NO26 İKİTELLİ / İSTANBUL / TÜRKİYE


TEL +90 212 671 72 61 - +90 212 671 61 49 FAX +90 212 671 61 27


MERCEDES 289


	MERCEDES NR ENTRA NR DESCRIPTION PARÇA ADI TYPE MARKASI	3872400718 50.32.021 ENGINE MOUNTING MOTOR TAKOZU 1935-2628	6172400418 6452400018
---	--	---	--------------------------


	MERCEDES NR ENTRA NR DESCRIPTION PARÇA ADI TYPE MARKASI	6202400318 50.32.022 ENGINE MOUNTING MOTOR TAKOZU 624-625-651-652-653	6452400318
---	--	---	------------


	MERCEDES NR ENTRA NR DESCRIPTION PARÇA ADI TYPE MARKASI	6202400317 50.32.023 ENGINE MOUNTING MOTOR TAKOZU 1624-1625-1628-1921-	
---	--	--	--

	MERCEDES NR ENTRA NR DESCRIPTION PARÇA ADI TYPE MARKASI	3500413 50.59.510 BALL JOINT KIT Q 95 BUGI BURCU 1733-1834	
--	--	--	--

	MERCEDES NR ENTRA NR DESCRIPTION PARÇA ADI TYPE MARKASI	6673200044 50.59.511 SPRING EYE BUSHING MAKAS BURCU	
---	--	--	--


	MERCEDES NR ENTRA NR DESCRIPTION PARÇA ADI TYPE MARKASI	6703200444 50.59.512 SPRING EYE BUSHING MAKAS BURCU	
---	--	--	--


	MERCEDES NR ENTRA NR DESCRIPTION PARÇA ADI TYPE MARKASI	6152400318 50.32.024 ENGINE MOUNTING MOTOR TAKOZU 2517-2521-2524	
---	--	--	--


	MERCEDES NR ENTRA NR DESCRIPTION PARÇA ADI TYPE MARKASI	6253260581 50.59.513 STABILIZER BUSH YUVARLAK BURC LASTIGI 1844	
---	--	---	--


www.entra.com.tre-mail : entra@entra.com.tr


Orj. Parça no'ları referans olarak kullanılmıştır. Original parts no and brand name only for reference.


	MERCEDES NR ENTRA NR DESCRIPTION PARÇA ADI TYPE MARKASI	6733200050 50.59.514 SPRING EYE BUSHING MAKAS BURCU 809K-814-817
---	--	--

	MERCEDES NR ENTRA NR DESCRIPTION PARÇA ADI TYPE MARKASI	3500506 50.59.515 BALL JOINT(KIT BUGI BURCU
---	--	--


	MERCEDES NR ENTRA NR DESCRIPTION PARÇA ADI TYPE MARKASI	3300707 50.59.516 BALL JOINT(KIT BUGI BURCU O403
---	--	--


	MERCEDES NR ENTRA NR DESCRIPTION PARÇA ADI TYPE MARKASI	3502511 50.59.517 BALL JOINT(KIT BUGI BURCU O403
--	--	--


	MERCEDES NR ENTRA NR DESCRIPTION PARÇA ADI TYPE MARKASI	3501005 50.59.518 BALL JOINT(KIT BUGI BURCU O403
---	--	--


	MERCEDES NR ENTRA NR DESCRIPTION PARÇA ADI TYPE MARKASI	3503905 50.59.519 BALL JOINT(KIT BUGI BURCU O403
---	--	--


	MERCEDES NR ENTRA NR DESCRIPTION PARÇA ADI TYPE MARKASI	3501305 50.59.520 BALL JOINT(KIT BUGI BURCU O403
---	--	--


	MERCEDES NR ENTRA NR DESCRIPTION PARÇA ADI TYPE MARKASI	3500511 50.59.521 BALL JOINT(KIT BUGI BURCU
---	--	--


	MERCEDES NR ENTRA NR DESCRIPTION PARÇA ADI TYPE MARKASI	6553260481 50.59.522 STABILIZER BUSH YUVARLAK BURC LASTIGI 1844
---	--	---


	MERCEDES NR ENTRA NR DESCRIPTION PARÇA ADI TYPE MARKASI	3502405 50.59.523 BALL JOINT(KIT BUGI BURCU	3502405 3503105
---	--	--	--------------------


	MERCEDES NR ENTRA NR DESCRIPTION PARÇA ADI TYPE MARKASI	3502505 50.59.524 BALL JOINT(KIT BUGI BURCU	3503405
---	--	--	---------

	MERCEDES NR ENTRA NR DESCRIPTION PARÇA ADI TYPE MARKASI	6522400318 50.32.025 ENGINE MOUNTING MOTOR TAKOZU 2631
--	--	--


	MERCEDES NR ENTRA NR DESCRIPTION PARÇA ADI TYPE MARKASI	3300207 50.59.525 BALL JOINT(KIT BUGI BURCU
---	--	--


	MERCEDES NR ENTRA NR DESCRIPTION PARÇA ADI TYPE MARKASI	50.59.526 BALL JOINT(KIT BUGI BURCU
---	--	---


	MERCEDES NR ENTRA NR DESCRIPTION PARÇA ADI TYPE MARKASI	3572400118 50.32.026 ENGINE MOUNTING MOTOR TAKOZU O 345-K CONNECTO
---	--	--


	MERCEDES NR ENTRA NR DESCRIPTION PARÇA ADI TYPE MARKASI	3572400218 50.32.027 ENGINE MOUNTING MOTOR TAKOZU O 345-K CONNECTO
---	--	--


	MERCEDES NR ENTRA NR DESCRIPTION PARÇA ADI TYPE MARKASI	3572400318 50.32.028 ENGINE MOUNTING MOTOR TAKOZU O 345-K CONNECTO
---	--	--


	MERCEDES NR ENTRA NR DESCRIPTION PARÇA ADI TYPE MARKASI	6202400217 6202400717 6202400117 50.32.029 ENGINE MOUNTING MOTOR TAKOZU 1624-1928-2628-303
---	--	--


	MERCEDES NR ENTRA NR DESCRIPTION PARÇA ADI TYPE MARKASI	3502105 50.59.527 BALL JOINT(KIT BUGI BURCU
---	--	--

	MERCEDES NR ENTRA NR DESCRIPTION PARÇA ADI TYPE MARKASI	3572400418 3012401118 50.32.030 ENGINE MOUNTING MOTOR TAKOZU O 345-K CONNECTO
--	--	--


	MERCEDES NR ENTRA NR DESCRIPTION PARÇA ADI TYPE MARKASI	3500103 50.59.528 BALL JOINT(KIT BUGI BURCU
---	--	--


	MERCEDES NR ENTRA NR DESCRIPTION PARÇA ADI TYPE MARKASI	3133330144 50.59.529 BALL JOINT(KIT BUGI BURCU O403
---	--	---


	MERCEDES NR ENTRA NR DESCRIPTION PARÇA ADI TYPE MARKASI	6552410713 50.32.031 ENGINE MOUNTING MOTOR TAKOZU ACTROS
---	--	--


	MERCEDES NR ENTRA NR DESCRIPTION PARÇA ADI TYPE MARKASI	3263081 3263281 3262681 50.59.530 STABILIZER BUSH LATIK BURC
---	--	---


	MERCEDES NR ENTRA NR DESCRIPTION PARÇA ADI TYPE MARKASI	6202680097 50.59.531 BELLOWS VITES KORUGU 2521
---	--	--


	MERCEDES NR ENTRA NR DESCRIPTION PARÇA ADI TYPE MARKASI	6533260481 50.59.532 STABILIZER BUSH DENGE KOLU BURCU
---	--	--


	MERCEDES NR ENTRA NR DESCRIPTION PARÇA ADI TYPE MARKASI	3563260081 50.59.533 STABILIZER BUSH SIKMALI BURC LASTIGI
---	--	--


	MERCEDES NR ENTRA NR DESCRIPTION PARÇA ADI TYPE MARKASI	50.59.534 BALL JOINT(KIT BUGI BURCU
--	--	---


	MERCEDES NR ENTRA NR DESCRIPTION PARÇA ADI TYPE MARKASI	3875040012 50.32.032 RUBBER METAL MOUNTING RADYATOR TAKOZU 2517-2521-2524
---	--	---

	MERCEDES NR ENTRA NR DESCRIPTION PARÇA ADI TYPE MARKASI	6673250084 50.32.033 SPRING RUBBER MAKAS LASTIGI
---	--	---


	MERCEDES NR ENTRA NR DESCRIPTION PARÇA ADI TYPE MARKASI	3301711 50.32.034 BEND SLEEVE BUSH SET VIRAJ KOLU TAKOZU
---	--	---


	MERCEDES NR ENTRA NR DESCRIPTION PARÇA ADI TYPE MARKASI	3262481 50.59.535 STABILIZER BUSH DENGE KOLU BURCU
---	--	---


	MERCEDES NR ENTRA NR DESCRIPTION PARÇA ADI TYPE MARKASI	3072400017 50.32.035 ENGINE MOUNTING MOTOR TAKOZU O 345-K CONNECTO
---	--	--

	MERCEDES NR ENTRA NR DESCRIPTION PARÇA ADI TYPE MARKASI	1102910182 50.32.036 PEDAL COVER DEBR PEDAL LASTIGI 2517-2521-2637-2635
---	--	---


	MERCEDES NR ENTRA NR DESCRIPTION PARÇA ADI TYPE MARKASI	3501705 50.59.595 BALL JOINT(KIT V DENG KOLU BURCU
---	--	---

	MERCEDES NR ENTRA NR DESCRIPTION PARÇA ADI TYPE MARKASI	3873100077 3875860131 50.57.806 REPAIR KIT FOR CABIN KABIN TM TK 1844-1848
--	--	--

	MERCEDES NR ENTRA NR DESCRIPTION PARÇA ADI TYPE MARKASI	6213200428 50.57.807 STABILIZER REPAIR KIT TRAVERS TM TK
---	--	---

	MERCEDES NR ENTRA NR DESCRIPTION PARÇA ADI TYPE MARKASI	6253200111 50.57.808 STABILIZER REPAIR KIT TRAVERS TM TK 3228
---	--	---

	MERCEDES NR ENTRA NR DESCRIPTION PARÇA ADI TYPE MARKASI	6253200111 50.57.809 STABILIZER REPAIR KIT TRAVERS TM TK 1733-1834
---	--	--

	MERCEDES NR ENTRA NR DESCRIPTION PARÇA ADI TYPE MARKASI	3435860032 5861633 50.59.536 BALL JOINT REPAIR KIT BUGI BURCU TM TK 2622-2624-1522
---	--	--


ASPAR OTOMOTİV SANAYİ VE DIŞ TİCARET LTD. ŞTİ.


DOLAPDERE SANAYİ SİT. 19.ADA NO26 İKİTELLİ / İSTANBUL / TÜRKİYE


TEL +90 212 671 72 61 - +90 212 671 61 49 FAX +90 212 671 61 27

MERCEDES 295


	MERCEDES NR	3500213	5861433
	ENTRA NR	50.59.537	
	DESCRIPTION	BALL JOINT REPAIR KIT	
	PARÇA ADI	BUGI BURCU TM TK	
	TYPE	1624-1625-1628-1921	
	MARKASI		


	MERCEDES NR	3500213	5861433
	ENTRA NR	50.59.538	
	DESCRIPTION	BALL JOINT REPAIR KIT	
	PARÇA ADI	BUGI BURCU TM TK	
	TYPE	2517-2521-2524	
	MARKASI		


	MERCEDES NR	3873260281	
	ENTRA NR	50.59.539	
	DESCRIPTION	STABILIZER MOUNTING	
	PARÇA ADI	DENGE KOLU BURCU	
	TYPE	1935-2628	
	MARKASI		

	MERCEDES NR	3873260181	
	ENTRA NR	50.59.540	
	DESCRIPTION	STABILIZER MOUNTING	
	PARÇA ADI	DENGE KOLU BURCU	
	TYPE	3028 K	
	MARKASI		

	MERCEDES NR	9403171012	
	ENTRA NR	50.32.037	
	DESCRIPTION	CABIN MOUNTING	
	PARÇA ADI	KABIN TAKOZU	
	TYPE	AXOR	
	MARKASI		

	MERCEDES NR	9403171112	
	ENTRA NR	50.32.038	
	DESCRIPTION	CABIN MOUNTING	
	PARÇA ADI	KABIN TAKOZU	
	TYPE	AXOR	
	MARKASI		

	MERCEDES NR	9423172012	
	ENTRA NR	50.32.039	
	DESCRIPTION	CABIN MOUNTING	
	PARÇA ADI	KABIN TAKOZU	
	TYPE	AXOR	
	MARKASI		

	MERCEDES NR	9403172112	9423172112
	ENTRA NR	50.32.040	
	DESCRIPTION	CABIN MOUNTING	
	PARÇA ADI	KABIN TAKOZU	
	TYPE	AXOR	
	MARKASI		

www.entra.com.tre-mail : entra@entra.com.tr

Orj. Parça no'ları referans olarak kullanılmıştır. Original parts no and brand name only for reference.


ASPAR OTOMOTİV SANAYİ VE DIŞ TİCARET LTD. ŞTİ.


DOLAPDERE SANAYİ SİT. 19.ADA NO26 İKİTELLİ / İSTANBUL / TÜRKİYE


TEL +90 212 671 72 61 - +90 212 671 61 49 FAX +90 212 671 61 27


MERCEDES 296

	MERCEDES NR ENTRA NR DESCRIPTION PARÇA ADI TYPE MARKASI	5861933 5860135 3500405
---	--	-------------------------------


	MERCEDES NR ENTRA NR DESCRIPTION PARÇA ADI TYPE MARKASI	3500205 50.59.542 BALL JOINT REPAIR KIT BUGI BURCU TM TK
---	--	---


	MERCEDES NR ENTRA NR DESCRIPTION PARÇA ADI TYPE MARKASI	3210250 50.59.543 SPRING EYE BUSH MAKAS BURCU
---	--	--

	MERCEDES NR ENTRA NR DESCRIPTION PARÇA ADI TYPE MARKASI	3563230081 50.59.544 STABILIZER BUSH DENGE KOLU BURCU O403
--	--	--

	MERCEDES NR ENTRA NR DESCRIPTION PARÇA ADI TYPE MARKASI	3264081 50.59.545 STABILIZER BUSH DENGE KOLU BURCU O403
---	--	---


	MERCEDES NR ENTRA NR DESCRIPTION PARÇA ADI TYPE MARKASI	6203200628 50.59.546 STABILIZER REPAIR KIT TRAVERS TM TK 2517-2521-2524
---	--	---


	MERCEDES NR ENTRA NR DESCRIPTION PARÇA ADI TYPE MARKASI	6753200050 50.59.547 SPRING EYE BUSH MAKAS BURCU
---	--	---


	MERCEDES NR ENTRA NR DESCRIPTION PARÇA ADI TYPE MARKASI	3232150 50.59.548 BUSH BURC 2517-2521-2524
---	--	--


www.entra.com.tre-mail : entra@entra.com.tr


Orj. Parça no'ları referans olarak kullanılmıştır. Original parts no and brand name only for reference.


	MERCEDES NR ENTRA NR DESCRIPTION PARÇA ADI TYPE MARKASI	9413260050 50.59.550 SPRING BUSHING DENGE KOLU BURCU
---	--	---


	MERCEDES NR ENTRA NR DESCRIPTION PARÇA ADI TYPE MARKASI	3237985 50.59.551 SPRING BUSH DENGE KOLU BURCU
---	--	---


	MERCEDES NR ENTRA NR DESCRIPTION PARÇA ADI TYPE MARKASI	6282400717 9412417713 9412411713 50.32.041 ENGINE MOUNTING MOTOR TAKOZU ACTROS
---	--	--


	MERCEDES NR ENTRA NR DESCRIPTION PARÇA ADI TYPE MARKASI	9412411813 9412417813 9412414813 50.32.042 ENGINE MOUNTING MOTOR TAKOZU ACTROS
--	--	--


	MERCEDES NR ENTRA NR DESCRIPTION PARÇA ADI TYPE MARKASI	9412417913 9412415913 50.32.043 ENGINE MOUNTING MOTOR TAKOZU ACTROS
---	--	---


	MERCEDES NR ENTRA NR DESCRIPTION PARÇA ADI TYPE MARKASI	9412411113 9412417113 9412414113 50.32.044 ENGINE MOUNTING MOTOR TAKOZU ACTROS
---	--	--


	MERCEDES NR ENTRA NR DESCRIPTION PARÇA ADI TYPE MARKASI	5861035 50.59.552 BALL JOINT KIT REPAIR KIT BUGI BURCU TM TK
---	--	---


	MERCEDES NR ENTRA NR DESCRIPTION PARÇA ADI TYPE MARKASI	3502405 50.59.553 BALL JOINT(KIT BUGI BURCU
---	--	--


	MERCEDES NR ENTRA NR DESCRIPTION PARÇA ADI TYPE MARKASI	9402401118 50.32.045 ENGINE MOUNTING MOTOR TAKOZU AXOR
---	--	--


	MERCEDES NR ENTRA NR DESCRIPTION PARÇA ADI TYPE MARKASI	9402401218 50.32.046 ENGINE MOUNTING MOTOR TAKOZU AXOR
---	--	--


	MERCEDES NR ENTRA NR DESCRIPTION PARÇA ADI TYPE MARKASI	9402401318 50.32.047 ENGINE MOUNTING MOTOR TAKOZU AXOR
---	--	--


	MERCEDES NR ENTRA NR DESCRIPTION PARÇA ADI TYPE MARKASI	9433238484 50.32.048 RUBBER METAL PLATE MAKAS TAKOZU
---	--	---


	MERCEDES NR ENTRA NR DESCRIPTION PARÇA ADI TYPE MARKASI	9743200244 50.59.554 SPRING BUSHING MAKAS BURCU
---	--	--


	MERCEDES NR ENTRA NR DESCRIPTION PARÇA ADI TYPE MARKASI	9703200095 50.32.049 RUBBER METAL PLATE MAKAS TAKOZU
---	--	---


	MERCEDES NR ENTRA NR DESCRIPTION PARÇA ADI TYPE MARKASI	9703200344 50.59.555 SPRING EYE BUSHING MAKAS BURCU
---	--	--

	MERCEDES NR ENTRA NR DESCRIPTION PARÇA ADI TYPE MARKASI	9433235184 50.32.050 RUBBER METAL PLATE MAKAS TAKOZU
---	--	---


	MERCEDES NR ENTRA NR DESCRIPTION PARÇA ADI TYPE MARKASI	9402400817 50.32.051 ENGINE MOUNTING LEFT MOTOR TAKOZU AXOR - 3228
---	--	--


	MERCEDES NR ENTRA NR DESCRIPTION PARÇA ADI TYPE MARKASI	9402400917 50.32.052 ENGINE MOUNTING RIGHT MOTOR TAKOZU AXOR - 3228
---	--	---


	MERCEDES NR ENTRA NR DESCRIPTION PARÇA ADI TYPE MARKASI	3963260081 50.59.556 STABILIZER DENGE KOL BURCU
---	--	--


	MERCEDES NR ENTRA NR DESCRIPTION PARÇA ADI TYPE MARKASI	3173331164 50.59.557 BUSH (STD) TANDIR KOL LASTIGI O302
---	--	---


	MERCEDES NR ENTRA NR DESCRIPTION PARÇA ADI TYPE MARKASI	3173331164 50.59.558 BUSH (STD) TANDIR KOL LASTIGI O302-O303
---	--	--


	MERCEDES NR ENTRA NR DESCRIPTION PARÇA ADI TYPE MARKASI	3502205 50.59.559 BALL JOINT (KIT) BUGI BURCU AXOR - 3228
---	--	---


	MERCEDES NR ENTRA NR DESCRIPTION PARÇA ADI TYPE MARKASI	6523200511 50.57.810 STABILIZER REPAIR KIT TRAVERS TM TK
---	--	---


	MERCEDES NR ENTRA NR DESCRIPTION PARÇA ADI TYPE MARKASI	6213200011 50.57.811 STABILIZER REPAIR KIT TRAVERS TM TK
---	--	---


	MERCEDES NR	3873200328	3875860332
	ENTRA NR	50.57.812	
	DESCRIPTION	STABILIZER REPAIR KIT	
	PARÇA ADI	TRAVERS TM TK	
	TYPE	AXOR	
	MARKASI		


	MERCEDES NR	6292400217	
	ENTRA NR	50.32.053	
	DESCRIPTION	ENGINE MOUNTING	
	PARÇA ADI	MOTOR TAKOZU	
	TYPE		
	MARKASI		


	MERCEDES NR	3264481	
	ENTRA NR	50.59.560	
	DESCRIPTION	STABILIZER BUSH	
	PARÇA ADI	DENGE KOL BURCU	
	TYPE		
	MARKASI		

	MERCEDES NR	6203200232	6205860232	6203200428
	ENTRA NR	50.57.813		
	DESCRIPTION	STABILIZER REPAIR KIT		
	PARÇA ADI	TRAVERS TM TK		
	TYPE			
	MARKASI			

	MERCEDES NR	3230950	
	ENTRA NR	50.59.561	
	DESCRIPTION	BEARING	
	PARÇA ADI	PLASTIK BURC	
	TYPE		
	MARKASI		

	MERCEDES NR	9423260250	
	ENTRA NR	50.59.562	
	DESCRIPTION	STABILIZER BUSHING	
	PARÇA ADI	DENGE KOL BURCU	
	TYPE	1835-1843	
	MARKASI		

	MERCEDES NR	6293300407	
	ENTRA NR	50.59.563	
	DESCRIPTION	STABILIZER BUSHING	
	PARÇA ADI	DENGE KOL BURCU	
	TYPE	416-417-HDH	
	MARKASI		


	MERCEDES NR	6293300107	
	ENTRA NR	50.59.564	
	DESCRIPTION	BUSHING	
	PARÇA ADI	BUGI BURCU KONIK	
	TYPE	416-417-HDH	
	MARKASI		


ASPAR OTOMOTİV SANAYİ VE DIŞ TİCARET LTD. ŞTİ.


DOLAPDERE SANAYİ SİT. 19.ADA NO26 İKİTELLİ / İSTANBUL / TÜRKİYE


TEL +90 212 671 72 61 - +90 212 671 61 49 FAX +90 212 671 61 27


MERCEDES 301


	MERCEDES NR ENTRA NR DESCRIPTION PARÇA ADI TYPE MARKASI	3502305 50.59.565 STABILIZER BUSHING DENGE KOL BURCU
---	--	---


	MERCEDES NR ENTRA NR DESCRIPTION PARÇA ADI TYPE MARKASI	3503305 50.59.566 STABILIZER BUSHING DENGE KOL BURCU
---	--	---

	MERCEDES NR ENTRA NR DESCRIPTION PARÇA ADI TYPE MARKASI	3265081 50.59.567 STABILIZER BUSHING HALF DENGE KOL BURCU
---	--	--

	MERCEDES NR ENTRA NR DESCRIPTION PARÇA ADI TYPE MARKASI	9413230150 50.59.568 STABILIZER BUSHING HALF DENGE KOL BURCU ACTROS
---	--	---

	MERCEDES NR ENTRA NR DESCRIPTION PARÇA ADI TYPE MARKASI	3238185 50.59.569 STABILIZER BUSH DENGE KOL BURCU
---	--	--


	MERCEDES NR ENTRA NR DESCRIPTION PARÇA ADI TYPE MARKASI	19882410 50.59.570 STABILIZER BUSH (HALF DENGE KOL BURCU TRAVEGO
---	--	--


	MERCEDES NR ENTRA NR DESCRIPTION PARÇA ADI TYPE MARKASI	3503705 50.59.571 BALL JOINT KIT BUGI BURCU 4140-4148-3231-3243
---	--	---


	MERCEDES NR ENTRA NR DESCRIPTION PARÇA ADI TYPE MARKASI	3503605 50.59.572 BALL JOINT KIT BUGI BURCU 4140-4148-3231-3243
--	--	---


www.entra.com.tre-mail : entra@entra.com.tr


Orj. Parça no'ları referans olarak kullanılmıştır. Original parts no and brand name only for reference.


	MERCEDES NR ENTRA NR DESCRIPTION PARÇA ADI TYPE MARKASI	3237985 50.57.814 STABILIZER REPAIR KIT TRAVERS TM TK ACTROS
---	--	--


	MERCEDES NR ENTRA NR DESCRIPTION PARÇA ADI TYPE MARKASI	3223285 50.59.573 SPRING EYE MAKAS BURCU
---	--	---


	MERCEDES NR ENTRA NR DESCRIPTION PARÇA ADI TYPE MARKASI	3501513 50.59.574 BALL JOINT (KIT) BUGI BURCU
---	--	--

	MERCEDES NR ENTRA NR DESCRIPTION PARÇA ADI TYPE MARKASI	3250696 50.32.054 SPRING MOUNYING MAKAS TAKOZU	3250896 3250496
--	--	---	--------------------


	MERCEDES NR ENTRA NR DESCRIPTION PARÇA ADI TYPE MARKASI	3250485 50.59.575 RUBBER BUFER DENGE KOL BURCU
---	--	---

	MERCEDES NR ENTRA NR DESCRIPTION PARÇA ADI TYPE MARKASI	9413260350 50.59.576 BUSH PLS. PLASTIK BURC
---	--	--


	MERCEDES NR ENTRA NR DESCRIPTION PARÇA ADI TYPE MARKASI	9921603 50.32.055 CABIN MOUNTING KABIN TAKOZU AXOR - 3228
---	--	---


	MERCEDES NR ENTRA NR DESCRIPTION PARÇA ADI TYPE MARKASI	9703170112 50.32.056 CABIN MOUNTING KABIN TAKOZU ATEGO-1517
---	--	---


	MERCEDES NR ENTRA NR DESCRIPTION PARÇA ADI TYPE MARKASI	9703170450 50.32.057 CABIN MOUNTING KABIN TAKOZU ATEGO-1517
---	--	---


	MERCEDES NR ENTRA NR DESCRIPTION PARÇA ADI TYPE MARKASI	9473250050 50.59.577 STABILIZER BUSH DESTEK BURCU
---	--	--


	MERCEDES NR ENTRA NR DESCRIPTION PARÇA ADI TYPE MARKASI	9413230350 50.59.578 PLASTIC BEARING ON DENGİ KOL PLASTİK BURCU 1834-1831
---	--	---


	MERCEDES NR ENTRA NR DESCRIPTION PARÇA ADI TYPE MARKASI	9428900219 50.57.005 CABIN SUSPANSION SPRING KABIN KORUGU ACTROS
---	--	--


	MERCEDES NR ENTRA NR DESCRIPTION PARÇA ADI TYPE MARKASI	9428900219 50.57.006 CABIN SUSPANSION SPRING KABIN KORUGU ACTROS
---	--	--


	MERCEDES NR ENTRA NR DESCRIPTION PARÇA ADI TYPE MARKASI	9423172212 50.32.058 CABIN MOUNTING KABIN TAKOZU
---	--	---


	MERCEDES NR ENTRA NR DESCRIPTION PARÇA ADI TYPE MARKASI	9423172212 50.59.579 SPRING EYE BUSHING MAKAS BURCU
---	--	--


	MERCEDES NR ENTRA NR DESCRIPTION PARÇA ADI TYPE MARKASI	9423171882 9423171812 50.32.059 CABIN MOUNTING KABIN TAKOZU
---	--	--


	MERCEDES NR ENTRA NR DESCRIPTION PARÇA ADI TYPE MARKASI	3755530001 15535901 50.92.555 HAND PUMP HİDROLİK EL POMPASI
---	--	---


	MERCEDES NR ENTRA NR DESCRIPTION PARÇA ADI TYPE MARKASI	5537901 5536901 5536801 50.92.556 HAND PUMP HİDROLİK EL POMPASI
---	--	--


	MERCEDES NR ENTRA NR DESCRIPTION PARÇA ADI TYPE MARKASI	25531005 50.92.557 HYDRAULIC CYLINDER HİDROLİK SİLİNDİR
---	--	--


	MERCEDES NR ENTRA NR DESCRIPTION PARÇA ADI TYPE MARKASI	25534405 50.92.558 HYDRAULIC CYLINDER HİDROLİK SİLİNDİR AXOR
---	--	--


	MERCEDES NR ENTRA NR DESCRIPTION PARÇA ADI TYPE MARKASI	25538205 50.92.559 HYDRAULIC CYLINDER HİDROLİK SİLİNDİR AXOR
---	--	--

	MERCEDES NR ENTRA NR DESCRIPTION PARÇA ADI TYPE MARKASI	9735530005 3755530005 50.92.560 HYDRAULIC CYLINDER HİDROLİK SİLİNDİR ATEGO-1517
---	--	--


	MERCEDES NR ENTRA NR DESCRIPTION PARÇA ADI TYPE MARKASI	15534205 5537305 15530905 50.92.561 HYDRAULIC CYLINDER HİDROLİK SİLİNDİR
---	--	---


	MERCEDES NR ENTRA NR DESCRIPTION PARÇA ADI TYPE MARKASI	3715537305 15539505 15531705 50.92.563 HYDRAULIC CYLINDER HİDROLİK SİLİNDİR
---	--	--


	MERCEDES NR	3715537405	15532505	15539605
	ENTRA NR	50.92.564		
	DESCRIPTION	HYDRAULIC CYLINDER		
	PARÇA ADI	HİDROLİK SİLİNDİR		
	TYPE			
	MARKASI			


	MERCEDES NR	3250596	3250796	
	ENTRA NR	50.32.060		
	DESCRIPTION	SPRING MOUNTING		
	PARÇA ADI	MAKAS TAKOZU		
	TYPE			
	MARKASI			


	MERCEDES NR	3237985		
	ENTRA NR	50.57.815		
	DESCRIPTION	STABILIZER REPAIR KIT		
	PARÇA ADI	DENGE KOLU TAMİR TAKIMI		
	TYPE	ACTROS		
	MARKASI			


	MERCEDES NR	4177301000		
	ENTRA NR	50.59.580		
	DESCRIPTION	STABILIZER BUSH		
	PARÇA ADI	BUGI BURCU		
	TYPE	SAF		
	MARKASI			


	MERCEDES NR	203169000		
	ENTRA NR	50.59.581		
	DESCRIPTION	STABILIZER BUSH		
	PARÇA ADI	BUGI BURCU		
	TYPE	BPW		
	MARKASI			


	MERCEDES NR	8226296070		
	ENTRA NR	50.59.582		
	DESCRIPTION	BALL JOINT (KIT)		
	PARÇA ADI	BUGI BURCU İCİ KONİK		
	TYPE			
	MARKASI			


	MERCEDES NR	4771475000		
	ENTRA NR	50.59.583		
	DESCRIPTION	BUSH		
	PARÇA ADI	ON TK BURCU		
	TYPE			
	MARKASI			


	MERCEDES NR	4771476000		
	ENTRA NR	50.59.584		
	DESCRIPTION	BUSH		
	PARÇA ADI	ON TK BURCU		
	TYPE			
	MARKASI			


	MERCEDES NR ENTRA NR DESCRIPTION PARÇA ADI TYPE MARKASI	4771300000 50.59.585 BUSH ON TK BURCU
---	--	--


	MERCEDES NR ENTRA NR DESCRIPTION PARÇA ADI TYPE MARKASI	4771347000 50.59.586 BUSH ON TK BURCU
---	--	--


	MERCEDES NR ENTRA NR DESCRIPTION PARÇA ADI TYPE MARKASI	1792311180 50.59.587 STABILIZER BUSH HALF SIKMALI BURC LASTIGI
---	--	---

	MERCEDES NR ENTRA NR DESCRIPTION PARÇA ADI TYPE MARKASI	179231150 50.59.588 STABILIZER BUSH KONIK BURC LASTIGI
--	--	---

	MERCEDES NR ENTRA NR DESCRIPTION PARÇA ADI TYPE MARKASI	4771449000 50.59.589 STABILIZER BUSH HALF SIKMALI BURC LASTIGI
---	--	---


	MERCEDES NR ENTRA NR DESCRIPTION PARÇA ADI TYPE MARKASI	4771477000 50.59.590 BUSH BURC LASTIGI YUVARLAK
---	--	--


	MERCEDES NR ENTRA NR DESCRIPTION PARÇA ADI TYPE MARKASI	477138900 50.59.591 SPRING BUSH MAKAS BURCU
---	--	--

	MERCEDES NR ENTRA NR DESCRIPTION PARÇA ADI TYPE MARKASI	477138800 50.59.592 SPRING BUSH MAKAS BURCU
---	--	--

	MERCEDES NR	3265181
	ENTRA NR	50.59.593
	DESCRIPTION	STABILIZER BUSHING HALF
	PARÇA ADI	SIKMALI BURC LASTIGI
	TYPE	
	MARKASI	


	MERCEDES NR	3236285
	ENTRA NR	50.59.594
	DESCRIPTION	STABILIZER BUSHING
	PARÇA ADI	SIKMALI BURC LASTIGI
	TYPE	
	MARKASI	


	MERCEDES NR	3933200232
	ENTRA NR	50.59.600
	DESCRIPTION	AXLE ROD
	PARÇA ADI	2626A/AS/AB/AK
	TYPE	
	MARKASI	

	MERCEDES NR	3660984815	3660984124
	ENTRA NR	50.23.001	
	DESCRIPTION	ELBOW TO	
	PARÇA ADI	TURBUN DIRSEGI	
	TYPE	2521-OM366A/LA	
	MARKASI		


	MERCEDES NR	3661401163
	ENTRA NR	50.23.002
	DESCRIPTION	THROTTLE HOUSING
	PARÇA ADI	EKSOZ FREN KELEBEGI
	TYPE	OM 366
	MARKASI	

	MERCEDES NR	3661402353
	ENTRA NR	50.23.003
	DESCRIPTION	THROTTLE HOUSING
	PARÇA ADI	EKSOZ FREN KELEBEGI KOMPLE
	TYPE	OM366
	MARKASI	


	MERCEDES NR	4304926	4306026	4304826
	ENTRA NR	50.23.004		
	DESCRIPTION	CONTROL VALVE		
	PARÇA ADI	EKSOZ FREN PISTONU		
	TYPE	OM366		
	MARKASI			


	MERCEDES NR	3660961599
	ENTRA NR	50.10.801
	DESCRIPTION	TURBOCHARGER
	PARÇA ADI	TURBUN SALYANGOZU
	TYPE	2521-OM366A/LA
	MARKASI	


	MERCEDES NR ENTRA NR DESCRIPTION PARÇA ADI TYPE MARKASI	3660900234 50.10.802 SCREENING PLATE TURBUN KORUMA SACI 2521-2524-OM366A/LA
---	--	---


	MERCEDES NR ENTRA NR DESCRIPTION PARÇA ADI TYPE MARKASI	3660965399 50.10.803 TURBOCHARGER TURBUN SALYANGOZU 2524
---	--	--


	MERCEDES NR ENTRA NR DESCRIPTION PARÇA ADI TYPE MARKASI	4035865114 50.23.005 THROTTLE HOUSING EKSOZ FREN KELEBEGI OM401-402-403-407H	4221401863	4221400463
---	--	--	------------	------------


	MERCEDES NR ENTRA NR DESCRIPTION PARÇA ADI TYPE MARKASI	5421800822 50.10.804 OIL LINE FOR TURBUN YAG BORUSU ACTROS
---	--	--


	MERCEDES NR ENTRA NR DESCRIPTION PARÇA ADI TYPE MARKASI	5411800922 50.10.805 OIL LINE FOR TURBUN YAG BORUSU ACTROS
---	--	--


	MERCEDES NR ENTRA NR DESCRIPTION PARÇA ADI TYPE MARKASI	50.10.806 TURBO DIAPHRAM TURBUN DIYAFRAMI AXOR
---	--	---


	MERCEDES NR ENTRA NR DESCRIPTION PARÇA ADI TYPE MARKASI	9061400263 50.23.006 THROTTLE HOUSING EKSOZ FREN KELEBEGI OM 906
---	--	--


	MERCEDES NR ENTRA NR DESCRIPTION PARÇA ADI TYPE MARKASI	9061440744 50.23.007 FLANGED ELBOW EXHAUST EKSOZ MNF BAGAZI KELBEKLI OM 906	9061441644
---	--	---	------------


	MERCEDES NR	4307026	4307426
	ENTRA NR	50.23.008	
	DESCRIPTION	CONTROL CYLINDER	
	PARÇA ADI	EKSOZ FREN PISTONU	
	TYPE	OM 906	
	MARKASI		


	MERCEDES NR	5421800922	5421800622
	ENTRA NR	50.10.807	
	DESCRIPTION	OIL LINE FOR	
	PARÇA ADI	TURBUN YAG BORUSU	
	TYPE	ACTROS	
	MARKASI		

	MERCEDES NR	4571801022	4571801722
	ENTRA NR	50.10.808	
	DESCRIPTION	OIL LINE FOR	
	PARÇA ADI	TURBUN YAG BORUSU	
	TYPE	ACTROS	
	MARKASI		


	MERCEDES NR	4303226	1400759	4303026
	ENTRA NR	50.23.009		
	DESCRIPTION	CONTROL CYLINDER		
	PARÇA ADI	EKSOZ FREN PISTONU		
	TYPE	OM401/A-402		
	MARKASI			


	MERCEDES NR	9041400063	
	ENTRA NR	50.23.010	
	DESCRIPTION	EXHAUST BRAKE REP.KIT	
	PARÇA ADI	EKSOZ FREN KELEBEGI	
	TYPE	OM 360	
	MARKASI		


	MERCEDES NR	3273530355	
	ENTRA NR	50.23.011	
	DESCRIPTION	CYLINDER	
	PARÇA ADI	TAKVIYE PISTONU	
	TYPE	O302	
	MARKASI		

	MERCEDES NR	4303426	4300026	4300126
	ENTRA NR	50.23.012		
	DESCRIPTION	CYLINDER		
	PARÇA ADI	EKSOZ FREN PISTONU		
	TYPE	OM326-346-352-355-360		
	MARKASI			

	MERCEDES NR	9041400063	4411400463
	ENTRA NR	50.23.013	
	DESCRIPTION	THROTTLE HOUSING	
	PARÇA ADI	EKSOZ FREN KELEBEGI	
	TYPE	OM401-402-403-407H	
	MARKASI		

	MERCEDES NR ENTRA NR DESCRIPTION PARÇA ADI TYPE MARKASI	9424901501 50.24.001 EXHAUST MUFLER EKSOZ SUSTURUCU ACTROS	9424903501
---	--	--	------------


	MERCEDES NR ENTRA NR DESCRIPTION PARÇA ADI TYPE MARKASI	3661400009 50.23.014 EXHAUST MANIFOLD EKSOZ MANIFOLDU OM366-2517
---	--	--


	MERCEDES NR ENTRA NR DESCRIPTION PARÇA ADI TYPE MARKASI	9906005 50.23.015 STUD FOR EXHAUST MANIFOLD SAPLAMASI OM-366
---	--	--

	MERCEDES NR ENTRA NR DESCRIPTION PARÇA ADI TYPE MARKASI	9041401909 50.23.016 EXHAUST MANIFOLD EKSOZ MANIFOLDU 904LA- ATEGO
---	--	--


	MERCEDES NR ENTRA NR DESCRIPTION PARÇA ADI TYPE MARKASI	9061421101 50.23.017 EXHAUST MANIFOLD EKSOZ MANIFOLDU LEFT & RIGHT / OM906	9061420057	9061421201
---	--	--	------------	------------


	MERCEDES NR ENTRA NR DESCRIPTION PARÇA ADI TYPE MARKASI	4571420901 50.23.018 EXHAUST MANIFOLD EKSOZ MANIFOLDU OM457LA EURO3-BUS	4571421001	4571421201
---	--	---	------------	------------


	MERCEDES NR ENTRA NR DESCRIPTION PARÇA ADI TYPE MARKASI	109902201 50.23.019 SCREW SCREENING PLATE MANIFOLD CIVATASI AXOR
---	--	--


	MERCEDES NR ENTRA NR DESCRIPTION PARÇA ADI TYPE MARKASI	3521401211 50.23.020 EXHAUST MANIFOLD EKSOZ MANIFOLDU OM302	3221400409	3521400111
---	--	---	------------	------------


	MERCEDES NR	4571421801	4571420701	4571420601
	ENTRA NR	50.23.021		
	DESCRIPTION	EXHAUST MANIFOLD		
	PARÇA ADI	EKSOZ MANIFOLDU		
	TYPE	OM457LA EURO3		
	MARKASI			


	MERCEDES NR	3714907101		
	ENTRA NR	50.24.002		
	DESCRIPTION	EXHAUST MUFFLER		
	PARÇA ADI	EKSOZ SUSTURUCU		
	TYPE	OM366 -2517		
	MARKASI			


	MERCEDES NR	3714907201		
	ENTRA NR	50.24.003		
	DESCRIPTION	EXHAUST MUFFLER		
	PARÇA ADI	EKSOZ SUSTURUCU		
	TYPE	OM366 -2517		
	MARKASI			


	MERCEDES NR	3714907219		
	ENTRA NR	50.23.022		
	DESCRIPTION	EXHAUST PIPE WITH		
	PARÇA ADI	MANIFOLD ÇIKIS BORUSU SPIRAL		
	TYPE	2517-2521-2524		
	MARKASI			


	MERCEDES NR	4364920401		
	ENTRA NR	50.23.023		
	DESCRIPTION	EXHAUST PIPE		
	PARÇA ADI	SUST ÇIKIS BORUSU		
	TYPE	OM366 -2517		
	MARKASI			


	MERCEDES NR	7155509050		
	ENTRA NR	50.24.006		
	DESCRIPTION	CLAMP		
	PARÇA ADI	SUST. ÇIKIS BORU KELEPÇE		
	TYPE	2517-2521-2524		
	MARKASI			


	MERCEDES NR	3714907219		
	ENTRA NR	50.23.025		
	DESCRIPTION	EXHAUST PIPE		
	PARÇA ADI	EKSOZ MANIFOLDU ÇIKIS BORUSU		
	TYPE	2517-2521-2524		
	MARKASI			


	MERCEDES NR	6174901901		
	ENTRA NR	50.24.004		
	DESCRIPTION	EXHAUST MUFFLER		
	PARÇA ADI	EKSOZ SUSTURUCU		
	TYPE	2622		
	MARKASI			

	MERCEDES NR ENTRA NR DESCRIPTION PARÇA ADI TYPE MARKASI	6174900825 50.23.026 EXHAUST PIPE MANIFOLD ÇIKIŞ BORUSU KISA 2622
---	--	---


	MERCEDES NR ENTRA NR DESCRIPTION PARÇA ADI TYPE MARKASI	6174900925 50.23.027 EXHAUST PIPE MANIFOLD ÇIKIŞ BORUSU SAĞ 2622
---	--	--


	MERCEDES NR ENTRA NR DESCRIPTION PARÇA ADI TYPE MARKASI	6524920104 50.23.028 EXHAUST PIPE SUSTURUCU ÇIKIŞ BORUSU 2622	6524921914	6194921204
---	--	---	------------	------------


	MERCEDES NR ENTRA NR DESCRIPTION PARÇA ADI TYPE MARKASI	6194902020 50.23.029 EXHAUST PIPE ARA BORU SAĞ 2622	6524901720
---	--	---	------------


	MERCEDES NR ENTRA NR DESCRIPTION PARÇA ADI TYPE MARKASI	6194901920 50.23.030 EXHAUST PIPE ARA BORU SOL 2622	6524901620
---	--	---	------------


	MERCEDES NR ENTRA NR DESCRIPTION PARÇA ADI TYPE MARKASI	6204900365 50.23.501 FLEXIBLE METAL PIPE EKSOZ SİRALI KROM NİKEL BM357-615-616-617-619
---	--	--


	MERCEDES NR ENTRA NR DESCRIPTION PARÇA ADI TYPE MARKASI	6174920008 50.23.502 COLLAR 76" SİRALI ÜST HAVSASI 76 LİK BM357-615-616-617-619
---	--	---


	MERCEDES NR ENTRA NR DESCRIPTION PARÇA ADI TYPE MARKASI	50.23.503 SLEEVE FOR FLEXIBLE PIPE SİRALI ALT HAVSA 2622
---	--	---


	MERCEDES NR ENTRA NR DESCRIPTION PARÇA ADI TYPE MARKASI	6209970490 50.23.504 CLAMP FOR FLEXIBLE PIPE SPIRAL KELEPCESI BM357-615-616-617-619
---	--	---


	MERCEDES NR ENTRA NR DESCRIPTION PARÇA ADI TYPE MARKASI	6204900001 50.24.005 EXHAUST MUFFLER EKSOZ SUSTURUCU 2628 B
---	--	---


	MERCEDES NR ENTRA NR DESCRIPTION PARÇA ADI TYPE MARKASI	6214900725 50.23.024 EXHAUST PIPE MANIFOLD ÇIKIS BORUSU SAĞ 2628-4028
---	--	---


	MERCEDES NR ENTRA NR DESCRIPTION PARÇA ADI TYPE MARKASI	6214900625 50.23.031 EXHAUST PIPE MANIFOLD ÇIKIS BORUSU SOL 2628-4028
---	--	---


	MERCEDES NR ENTRA NR DESCRIPTION PARÇA ADI TYPE MARKASI	6214922204 50.23.032 EXHAUST PIPE SUST ÇIKIS BORU SAĞ 2628-4028
---	--	---


	MERCEDES NR ENTRA NR DESCRIPTION PARÇA ADI TYPE MARKASI	6214920804 50.23.033 EXHAUST PIPE SUST ÇIKIS BORU SOL 2628-4028
---	--	---


	MERCEDES NR ENTRA NR DESCRIPTION PARÇA ADI TYPE MARKASI	6204903119 50.23.034 EXHAUST PIPE ARA BORU SAĞ 2628-4028
---	--	--


	MERCEDES NR ENTRA NR DESCRIPTION PARÇA ADI TYPE MARKASI	6204903019 50.23.035 EXHAUST PIPE ARA BORU SOL 2628-4028
---	--	--


	MERCEDES NR ENTRA NR DESCRIPTION PARÇA ADI TYPE MARKASI	6204900001 50.24.007 EXHAUST MUFFLER EKSOZ SUSTURUCU 2629
---	--	---


	MERCEDES NR ENTRA NR DESCRIPTION PARÇA ADI TYPE MARKASI	6454902001 50.24.008 EXHAUST MUFFLER EKSOZ SUSTURUCU 2635/L/S/LS/K/AK
---	--	---


	MERCEDES NR ENTRA NR DESCRIPTION PARÇA ADI TYPE MARKASI	6524900101 50.24.009 EXHAUST MUFFLER EKSOZ SUSTURUCU 3031K
---	--	--


	MERCEDES NR ENTRA NR DESCRIPTION PARÇA ADI TYPE MARKASI	6554920814 50.23.036 EXHAUST PIPE SUST CIKIS BORU 3031K
---	--	---


	MERCEDES NR ENTRA NR DESCRIPTION PARÇA ADI TYPE MARKASI	6554900420 50.23.050 EXHAUST PIPE EKSOZ ARA BORU 3031
---	--	---


	MERCEDES NR ENTRA NR DESCRIPTION PARÇA ADI TYPE MARKASI	6554920814 50.23.037 EXHAUST PIPE EKSOZ ARA BORU 3031K
---	--	--


	MERCEDES NR ENTRA NR DESCRIPTION PARÇA ADI TYPE MARKASI	4411405803 4411404503 50.23.038 EXHAUST PIPE TURBUN CIKIS BORU 3031-3027
---	--	--


	MERCEDES NR ENTRA NR DESCRIPTION PARÇA ADI TYPE MARKASI	4411405703 4411404903 50.23.039 EXHAUST PIPE MANIFOLD CIKIS BORUSU SOL 3031-3027
---	--	--


	MERCEDES NR ENTRA NR DESCRIPTION PARÇA ADI TYPE MARKASI	6244901319 50.23.040 EXHAUST PIPE ARA BORU SOL 1933-1938-1844
---	--	---


	MERCEDES NR ENTRA NR DESCRIPTION PARÇA ADI TYPE MARKASI	6244901419 50.23.041 EXHAUST PIPE ARA BORU SAG 1933-1938-1844
---	--	---


	MERCEDES NR ENTRA NR DESCRIPTION PARÇA ADI TYPE MARKASI	6744900065 50.23.505 FLEXIBLE METAL PIPE EKSOZ SPIRALI AXOR
---	--	---

	MERCEDES NR ENTRA NR DESCRIPTION PARÇA ADI TYPE MARKASI	9404920040 50.23.506 CLAMP FOR FLEXIBLE PIPE SPIRAL KELEPCESI AXOR
--	--	--

	MERCEDES NR ENTRA NR DESCRIPTION PARÇA ADI TYPE MARKASI	6454900201 50.24.010 EXHAUST MUFFLER EKSOZ SUSTURUCU 1844/LS-2544LS
---	--	---

	MERCEDES NR ENTRA NR DESCRIPTION PARÇA ADI TYPE MARKASI	6454920219 50.23.042 EXHAUST PIPE SUSTURUCU ÇIKIS BORUSU 1938/S/K/LS
---	--	--

	MERCEDES NR ENTRA NR DESCRIPTION PARÇA ADI TYPE MARKASI	6454902001 50.24.011 EXHAUST MUFFLER EKSOZ SUSTURUCU 1844/LS-2544LS
---	--	---


	MERCEDES NR ENTRA NR DESCRIPTION PARÇA ADI TYPE MARKASI	6204900501 50.24.012 EXHAUST MUFFLER EKSOZ SUSTURUCU 2633-3033-1633
---	--	---


ASPAR OTOMOTİV SANAYİ VE DIŞ TİCARET LTD. ŞTİ.


DOLAPDERE SANAYİ SİT. 19.ADA NO26 İKİTELLİ / İSTANBUL / TÜRKİYE


TEL +90 212 671 72 61 - +90 212 671 61 49 FAX +90 212 671 61 27


MERCEDES 316


	MERCEDES NR ENTRA NR DESCRIPTION PARÇA ADI TYPE MARKASI	6204921304 50.23.043 EXHAUST PIPE SUSTURUCU ÇIKIŞ BORUSU 1933-1938-1844	6204900504
---	--	---	------------


	MERCEDES NR ENTRA NR DESCRIPTION PARÇA ADI TYPE MARKASI	9424902019 50.23.507 EXHAUST PIPE EKSOZ SİRALI ACTROS	9424903019
---	--	---	------------


	MERCEDES NR ENTRA NR DESCRIPTION PARÇA ADI TYPE MARKASI	9404900501 50.24.013 EXHAUST MUFFLER EKSOZ SUSTURUCU AXOR - 3228	3754900101 3754900301
---	--	--	--------------------------

	MERCEDES NR ENTRA NR DESCRIPTION PARÇA ADI TYPE MARKASI	3754900019 50.23.044 EXHAUST PIPE SUSTURUCU ÇIKIŞ BORUSU AXOR - 3228	3754900119
---	--	--	------------

	MERCEDES NR ENTRA NR DESCRIPTION PARÇA ADI TYPE MARKASI	6204900701 50.23.508 EXHAUST MUFFLER EKSOZ SUSTURUCU 2633-3033-1633	
---	--	---	--


	MERCEDES NR ENTRA NR DESCRIPTION PARÇA ADI TYPE MARKASI	9424902219 50.23.509 EXHAUST PIPE EKSOZ SİRALI OM502-V8	9424901219
---	--	---	------------


	MERCEDES NR ENTRA NR DESCRIPTION PARÇA ADI TYPE MARKASI	9424902501 50.24.014 EXHAUST MUFFLER EKSOZ SUSTURUCU 3228-AXOR	9424901501 9424903501
---	--	--	--------------------------


	MERCEDES NR ENTRA NR DESCRIPTION PARÇA ADI TYPE MARKASI	3024902101 50.24.015 EXHAUST MUFFLER EKSOZ SUSTURUCU O302	
---	--	---	--


www.entra.com.tre-mail : entra@entra.com.tr


Orj. Parça no'ları referans olarak kullanılmıştır. Original parts no and brand name only for reference.


	MERCEDES NR ENTRA NR DESCRIPTION PARÇA ADI TYPE MARKASI	3014902301 50.24.016 EXHAUST MUFFLER EKSOZ SUSTURUCU V6
---	--	---


	MERCEDES NR ENTRA NR DESCRIPTION PARÇA ADI TYPE MARKASI	3014901901 50.24.017 EXHAUST MUFFLER EKSOZ SUSTURUCU OM 303 - V8
---	--	--


	MERCEDES NR ENTRA NR DESCRIPTION PARÇA ADI TYPE MARKASI	3564900101 3564900201 50.24.018 EXHAUST MUFFLER EKSOZ SUSTURUCU OM403
---	--	---

	MERCEDES NR ENTRA NR DESCRIPTION PARÇA ADI TYPE MARKASI	3014903019 50.23.045 EXHAUST MANIFOLD PIPE MANF ÇIKIS BORUSU SAĞ KISA OM303
--	--	---


	MERCEDES NR ENTRA NR DESCRIPTION PARÇA ADI TYPE MARKASI	3014902819 50.23.046 EXHAUST PIPE MANIFOLD ÇIKIS BORUSU SOL UZUN OM303
---	--	--


	MERCEDES NR ENTRA NR DESCRIPTION PARÇA ADI TYPE MARKASI	3014920104 50.23.047 EXHAUST PIPE SUSTURUCU ÇIKIS S BORU V6-V8
---	--	--


	MERCEDES NR ENTRA NR DESCRIPTION PARÇA ADI TYPE MARKASI	7155507550 50.23.510 CLAMP FOR FLEXIBLE PIPE SİRAL KELEPÇESİ O303-305-307
---	--	---


	MERCEDES NR ENTRA NR DESCRIPTION PARÇA ADI TYPE MARKASI	3014920059 50.23.511 FLEXIBLE METAL PIPE EKSOZ SİRALI KELEPÇELİ O303-305-307
---	--	--


	MERCEDES NR ENTRA NR DESCRIPTION PARÇA ADI TYPE MARKASI	6214900065 50.23.512 FLEXIBLE METAL PIPE EKSOZ SPIRALI 100 LUK BM356-357-625-645-646
---	--	--


	MERCEDES NR ENTRA NR DESCRIPTION PARÇA ADI TYPE MARKASI	6204920208 50.23.513 COLLAR 90" SIRAL UST BASLIK 90 LİK BM616-617-619-620-621
---	--	---


	MERCEDES NR ENTRA NR DESCRIPTION PARÇA ADI TYPE MARKASI	6214920008 50.23.514 SLEEVE FOR FLEXIBLE PIPE SPIRAL ALT HAVSA 100 LUK 1933-1938-1844
---	--	---

	MERCEDES NR ENTRA NR DESCRIPTION PARÇA ADI TYPE MARKASI	6219970090 50.23.515 CLAMP 100 SPIRAL KELEPCESI BM356-357-625-645-646
--	--	---


	MERCEDES NR ENTRA NR DESCRIPTION PARÇA ADI TYPE MARKASI	50.23.516 FLEXIBLE METAL PIPE EKSOZ SPIRALI EURO 3
---	--	---


	MERCEDES NR ENTRA NR DESCRIPTION PARÇA ADI TYPE MARKASI	6554900919 50.23.049 EXHAUST PIPE ARA BORU 1938/S/K/LS
---	--	--


	MERCEDES NR ENTRA NR DESCRIPTION PARÇA ADI TYPE MARKASI	6204900465 50.23.517 FLEXIBLE METAL PIPE EKSOZ SPIRALI BM616-617-619-620-621
---	--	--


	MERCEDES NR ENTRA NR DESCRIPTION PARÇA ADI TYPE MARKASI	6214920008 50.23.518 COLLAR 90" SPIRAL UST HAVSA 2628-2637-2635
---	--	---


	MERCEDES NR ENTRA NR DESCRIPTION PARÇA ADI TYPE MARKASI	50.23.519 SLEEVE FOR FLEXIBLE PIPE SPIRAL ALT HAVSA 2628-2637-2635
---	--	---


	MERCEDES NR ENTRA NR DESCRIPTION PARÇA ADI TYPE MARKASI	6209970590 6204970490 50.23.520 CLAMP 90" SPIRAL KELEPCESI BM616-617-619-620-621
---	--	---


	MERCEDES NR ENTRA NR DESCRIPTION PARÇA ADI TYPE MARKASI	3714347201 4342101 4342301 50.81.601 VALVE ,EXHAUST BRAKE EKSOZ FREN SUBABI 2517-2521-2637-2635
---	--	---

	MERCEDES NR ENTRA NR DESCRIPTION PARÇA ADI TYPE MARKASI	5411402203 50.23.521 PIPE ELBOW MANIFOLD ÇIKIS BORU SPIRLLI ACTROS
---	--	--


	MERCEDES NR ENTRA NR DESCRIPTION PARÇA ADI TYPE MARKASI	5411402503 50.23.522 PIPE ELBOW MANIFOLD ÇIKIS BORU SPIRLLI ACTROS
---	--	--

	MERCEDES NR ENTRA NR DESCRIPTION PARÇA ADI TYPE MARKASI	5411402603 50.23.523 PIPE ELBOW MANIFOLD ÇIKIS BORU SPIRLLI ACTROS
---	--	--


	MERCEDES NR ENTRA NR DESCRIPTION PARÇA ADI TYPE MARKASI	5411402103 50.23.524 PIPE ELBOW MANIFOLD ÇIKIS BORU SPIRLLI ACTROS
---	--	--


	MERCEDES NR ENTRA NR DESCRIPTION PARÇA ADI TYPE MARKASI	9424903119 50.23.525 FLEXIBLE METAL PIPE EKSOZ SPIRALI
---	--	---


	MERCEDES NR ENTRA NR DESCRIPTION PARÇA ADI TYPE MARKASI	9424902719 50.23.526 FLEXIBLE METAL PIPE EKSOZ SPIRALI
---	--	---


	MERCEDES NR ENTRA NR DESCRIPTION PARÇA ADI TYPE MARKASI	79910205 50.90.001 TAPERED ROLLER BEARING BESİK BİLYASI KUCUK 3031-2622-2624-2628	29815005 59819005
---	--	---	----------------------


	MERCEDES NR ENTRA NR DESCRIPTION PARÇA ADI TYPE MARKASI	79810305 50.90.002 TAPERED ROLLER BEARING BESİK BİLYASI BUYUK 3031-2622-2624-2628	49810605 39816805
---	--	---	----------------------


	MERCEDES NR ENTRA NR DESCRIPTION PARÇA ADI TYPE MARKASI	3893251062 50.90.003 THRUST WASHER BESİK KUTUK KECE YATAGI 2029-2632-3031-3543
---	--	--


	MERCEDES NR ENTRA NR DESCRIPTION PARÇA ADI TYPE MARKASI	3893252152 50.90.004 SPACER WASHER BESİK KUTUK SOMUNU 2029-2632-3031-3543
---	--	---


	MERCEDES NR ENTRA NR DESCRIPTION PARÇA ADI TYPE MARKASI	3893200684 50.90.005 SPRING SUPPORT COVER BESİK KUTUK KAPAGI 2029-2631-3050-3031
---	--	--


	MERCEDES NR ENTRA NR DESCRIPTION PARÇA ADI TYPE MARKASI	3899905060 50.90.006 SPRING SADDLE NUT BESİK KUTUK YARIKLI SOMUN 2029-2632-3031-3543
---	--	--


	MERCEDES NR ENTRA NR DESCRIPTION PARÇA ADI TYPE MARKASI	50.90.007 MAKAS SEPET KULAK 2624-2628-3528
---	--	--


	MERCEDES NR ENTRA NR DESCRIPTION PARÇA ADI TYPE MARKASI	50.90.008 HYDRAULIC PUMP DAMPER POMPASI
---	--	---


	MERCEDES NR ENTRA NR DESCRIPTION PARÇA ADI TYPE MARKASI	50.90.009 HYDRAULIC PUMP DAMPER POMPASI
---	--	---


	MERCEDES NR ENTRA NR DESCRIPTION PARÇA ADI TYPE MARKASI	50.90.010 HYDRAULIC PUMP DAMPER POMPASI
---	--	---


	MERCEDES NR ENTRA NR DESCRIPTION PARÇA ADI TYPE MARKASI	50.90.011 HYDRAULIC PUMP DAMPER POMPASI
--	--	---


	MERCEDES NR ENTRA NR DESCRIPTION PARÇA ADI TYPE MARKASI	50.90.012 HYDRAULIC PUMP DAMPER POMPASI
---	--	---


	MERCEDES NR ENTRA NR DESCRIPTION PARÇA ADI TYPE MARKASI	50.90.013 HYDRAULIC PUMP DAMPER POMPASI
---	--	---


	MERCEDES NR ENTRA NR DESCRIPTION PARÇA ADI TYPE MARKASI	50.90.014 HYDRAULIC PUMP DAMPER POMPASI ARA MILI
---	--	--

	MERCEDES NR ENTRA NR DESCRIPTION PARÇA ADI TYPE MARKASI	50.90.015 HYDRAULIC PUMP DAMPER POMPASI
---	--	---


	MERCEDES NR ENTRA NR DESCRIPTION PARÇA ADI TYPE MARKASI	50.90.016 HYDRAULIC PUMP DAMPER POMPASI
---	--	---


	MERCEDES NR ENTRA NR DESCRIPTION PARÇA ADI TYPE MARKASI	6312725074 50.90.017 BRACKET-26 BAGLANTI DEMIRI
---	--	--


	MERCEDES NR ENTRA NR DESCRIPTION PARÇA ADI TYPE MARKASI	6312725073 50.90.018 BRACKET-27 BAGLANTI DEMIRI
---	--	--


	MERCEDES NR ENTRA NR DESCRIPTION PARÇA ADI TYPE MARKASI	50.90.019 SPRING HANGER BESİK KUTUGU 2622
--	--	--


	MERCEDES NR ENTRA NR DESCRIPTION PARÇA ADI TYPE MARKASI	50.90.020 CONSOLE PIN FOR REAR SASE BAGLANTI MILI 2624-2628-3528
---	--	---


	MERCEDES NR ENTRA NR DESCRIPTION PARÇA ADI TYPE MARKASI	3833250112 50.90.021 SPRING HANGER BESİK KUTUGU 2219-2421-2433-2524
---	--	---

	MERCEDES NR ENTRA NR DESCRIPTION PARÇA ADI TYPE MARKASI	3953200778 50.90.022 CONSOLE FOR REAR SASE BAGLANTI BESİĞİ 2624
---	--	---


	MERCEDES NR ENTRA NR DESCRIPTION PARÇA ADI TYPE MARKASI	50.90.023 SPRING BRACKET ON KULAK AXOR
---	--	---

	MERCEDES NR ENTRA NR DESCRIPTION PARÇA ADI TYPE MARKASI	6243250310 50.90.024 BRACKET SASE İCI BRAKET 2628-4028
---	--	--


	MERCEDES NR ENTRA NR DESCRIPTION PARÇA ADI TYPE MARKASI	6243250212 3953250312 6243250112 50.90.025 SPRING HANGER BESİK KUTUGU ÇİFT TEKER 2029-2631-3050-3031
---	--	--

	MERCEDES NR ENTRA NR DESCRIPTION PARÇA ADI TYPE MARKASI	3660131610 50.36.001 FLYWHEEL HOUSING VOLANT MUHAFAZASI 2517-OM366LA/A
---	--	--


	MERCEDES NR ENTRA NR DESCRIPTION PARÇA ADI TYPE MARKASI	3520321305 50.36.501 FLYWHEEL RING GEAR VOLANT DISLİSİ 2517-OM366LA/A
--	--	---


	MERCEDES NR ENTRA NR DESCRIPTION PARÇA ADI TYPE MARKASI	3520307305 3760301305 3520306605 50.36.201 FLYWHEEL WITH GEAR VOLANT KOMPLE OM 366/A/LA
---	--	---

	MERCEDES NR ENTRA NR DESCRIPTION PARÇA ADI TYPE MARKASI	3660300905 3760301305 50.36.202 FLYWHEEL WITH GEAR VOLANT KOMPLE 2524
---	--	---

	MERCEDES NR ENTRA NR DESCRIPTION PARÇA ADI TYPE MARKASI	3520321105 3520321305 50.36.502 FLYWHEEL RING GEAR VOLANT DISLİSİ MB800
---	--	---


	MERCEDES NR ENTRA NR DESCRIPTION PARÇA ADI TYPE MARKASI	3660320105 50.36.503 FLYWHEEL RING GEAR VOLANT DISLİSİ M366LAK-OM926LA
---	--	--


	MERCEDES NR ENTRA NR DESCRIPTION PARÇA ADI TYPE MARKASI	3660131310 50.36.002 FLYWHEEL HOUSING VOLANT MUHAFAZASI 2524
---	--	--


	MERCEDES NR ENTRA NR DESCRIPTION PARÇA ADI TYPE MARKASI	4570152002 4570152602 4570151902 50.36.003 FLYWHEEL HOUSING VOLANT MUHAFAZASI AXOR-0M457LA
---	--	--


	MERCEDES NR ENTRA NR DESCRIPTION PARÇA ADI TYPE MARKASI	9060320005 50.36.504 FLYWHEEL RING GEAR VOLANT DISLISI AXOR - OM906 LA
---	--	--


	MERCEDES NR ENTRA NR DESCRIPTION PARÇA ADI TYPE MARKASI	5410101933 5410102833 5410101833 50.36.004 FLYWHEEL HOUSING VOLANT MUHAFAZASI OM 501 LA-502LA
--	--	---


	MERCEDES NR ENTRA NR DESCRIPTION PARÇA ADI TYPE MARKASI	5410102733 5410101133 5410101533 50.36.005 FLYWHEEL HOUSING VOLANT MUHAFAZASI OM 501 LA-502LA
---	--	---


	MERCEDES NR ENTRA NR DESCRIPTION PARÇA ADI TYPE MARKASI	3600320305 3270320205 50.36.505 FLYWHEEL RING GEAR VOLANT DISLISI OM 360
---	--	--


	MERCEDES NR ENTRA NR DESCRIPTION PARÇA ADI TYPE MARKASI	3600300811 3270300211 50.36.203 FLYWHEEL WITH GEAR VOLANT KOMPLE OM 360
---	--	---

	MERCEDES NR ENTRA NR DESCRIPTION PARÇA ADI TYPE MARKASI	4030320305 4030320705 50.36.506 FLYWHEEL RING GEAR VOLANT DISLISI 302-S
---	--	---


	MERCEDES NR ENTRA NR DESCRIPTION PARÇA ADI TYPE MARKASI	3550300905 50.36.204 FLYWHEEL WITH GEAR VOLANT KOMPLE OM 355	3550301405	3550301305
---	--	--	------------	------------


	MERCEDES NR ENTRA NR DESCRIPTION PARÇA ADI TYPE MARKASI	3450300205 50.36.205 FLYWHEEL WITH GEAR VOLANT KOMPLE OM 355		
---	--	--	--	--

	MERCEDES NR ENTRA NR DESCRIPTION PARÇA ADI TYPE MARKASI	4230105033 50.36.007 FLYWHEEL HOUSING VOLANT MUHAFAZASI OM 401-402-442	4230101033	
---	--	--	------------	--

	MERCEDES NR ENTRA NR DESCRIPTION PARÇA ADI TYPE MARKASI	4230100033 50.36.006 FLYWHEEL HOUSING VOLANT MUHAFAZASI 3031	4230100133	4230102733
--	--	--	------------	------------

	MERCEDES NR ENTRA NR DESCRIPTION PARÇA ADI TYPE MARKASI	4030320305 50.36.507 FLYWHEEL RING GEAR VOLANT DISLISI OM 402-407- 422	4030320705	
---	--	--	------------	--


	MERCEDES NR ENTRA NR DESCRIPTION PARÇA ADI TYPE MARKASI	4030301305 50.36.206 FLYWHEEL WITH GEAR VOLANT KOMPLE OM 401 - OM 401 A - OM	4960300205	4030301605
---	--	--	------------	------------

	MERCEDES NR ENTRA NR DESCRIPTION PARÇA ADI TYPE MARKASI	3150320105 50.36.508 FLYWHEEL RING GEAR VOLANT DISLISI OM 355		
---	--	---	--	--

	MERCEDES NR ENTRA NR DESCRIPTION PARÇA ADI TYPE MARKASI	4030320705 50.36.509 FLYWHEEL RING GEAR VOLANT DISLISI OM 401-402-442	4030320305	
---	--	---	------------	--


	MERCEDES NR	4420301905	4420300205
	ENTRA NR	50.36.207	
	DESCRIPTION	FLYWHEEL WITH GEAR	
	PARÇA ADI	VOLANT KOMPLE	
	TYPE	OM 401-402-442	
	MARKASI		


	MERCEDES NR	3120320105	3140320505
	ENTRA NR	50.36.510	
	DESCRIPTION	FLYWHEEL RING GEAR	
	PARÇA ADI	VOLANT DISLISI	
	TYPE	OM352A-OM352	
	MARKASI		


	MERCEDES NR	3440300005	3440307205
	ENTRA NR	50.36.208	
	DESCRIPTION	FLYWHEEL WITH GEAR	
	PARÇA ADI	VOLANT KOMPLE	
	TYPE	OM352	
	MARKASI		

	MERCEDES NR	3520320605	3520321105
	ENTRA NR	50.36.511	
	DESCRIPTION	FLYWHEEL RING GEAR	
	PARÇA ADI	VOLANT DISLISI	
	TYPE	OM352A-OM352	
	MARKASI		


	MERCEDES NR	3520321105	
	ENTRA NR	50.36.512	
	DESCRIPTION	FLYWHEEL RING GEAR	
	PARÇA ADI	VOLANT DISLISI	
	TYPE	309	
	MARKASI		

	MERCEDES NR	4030320405	4030320305	4030320705
	ENTRA NR	50.36.513		
	DESCRIPTION	FLYWHEEL RING GEAR		
	PARÇA ADI	VOLANT DISLISI		
	TYPE	OM 422/A/LA - OM		
	MARKASI			


	MERCEDES NR	4030301405	4470301805
	ENTRA NR	50.36.209	
	DESCRIPTION	FLYWHEEL WITH GEAR	
	PARÇA ADI	VOLANT KOMPLE	
	TYPE	OM 401/A-402/A-403	
	MARKASI		


	MERCEDES NR	3640300105	
	ENTRA NR	50.36.210	
	DESCRIPTION	FLYWHEEL WITH GEAR	
	PARÇA ADI	VOLANT KOMPLE	
	TYPE	MB800	
	MARKASI		


	MERCEDES NR	4220300505
	ENTRA NR	50.36.211
	DESCRIPTION	FLYWHEEL WITH GEAR
	PARÇA ADI	VOLANT KOMPLE
	TYPE	OM 442-1844
	MARKASI	


	MERCEDES NR	4420300505	4420301905
	ENTRA NR	50.36.212	
	DESCRIPTION	FLYWHEEL WITH GEAR	
	PARÇA ADI	VOLANT KOMPLE	
	TYPE	OM 441-442	
	MARKASI		


	MERCEDES NR	4470301805
	ENTRA NR	50.36.213
	DESCRIPTION	FLYWHEEL WITH GEAR
	PARÇA ADI	VOLANT KOMPLE
	TYPE	OM 447
	MARKASI	


	MERCEDES NR	4570300605
	ENTRA NR	50.36.214
	DESCRIPTION	FLYWHEEL WITH GEAR
	PARÇA ADI	VOLANT KOMPLE
	TYPE	OM 457
	MARKASI	


	MERCEDES NR	5410300105
	ENTRA NR	50.36.215
	DESCRIPTION	FLYWHEEL WITH GEAR
	PARÇA ADI	VOLANT KOMPLE
	TYPE	OM 501 LA - OM 502
	MARKASI	


	MERCEDES NR	9060301905
	ENTRA NR	50.36.216
	DESCRIPTION	FLYWHEEL WITH GEAR
	PARÇA ADI	VOLANT KOMPLE
	TYPE	OM 906
	MARKASI	

	MERCEDES NR	9060303205
	ENTRA NR	50.36.217
	DESCRIPTION	FLYWHEEL WITH GEAR
	PARÇA ADI	VOLANT KOMPLE
	TYPE	OM 904 ATEGO
	MARKASI	

	MERCEDES NR	6683560301
	ENTRA NR	50.52.240
	DESCRIPTION	WHEEL HUB
	PARÇA ADI	PORYA
	TYPE	
	MARKASI	

	MERCEDES NR ENTRA NR DESCRIPTION PARÇA ADI TYPE MARKASI	3893320072 50.52.701 NUT AKS SOMUNU 2517-2521-2524-2622
---	--	---

	MERCEDES NR ENTRA NR DESCRIPTION PARÇA ADI TYPE MARKASI	3863320062 50.52.702 WASHER ON AKIS PULU 2517
---	--	---


	MERCEDES NR ENTRA NR DESCRIPTION PARÇA ADI TYPE MARKASI	6563300088 50.52.703 NUT ,FRONT WHEEL HUB TO ON DINGIL AKS SOMUNU AXOR
---	--	--

	MERCEDES NR ENTRA NR DESCRIPTION PARÇA ADI TYPE MARKASI	3753300019 3301219 50.52.601 KING PIN SET ÖN DİNGİL TM TK AXOR - 3228
--	--	--

	MERCEDES NR ENTRA NR DESCRIPTION PARÇA ADI TYPE MARKASI	3913300019 50.52.602 KING PIN SET ÖN DİNGİL TM TK 3031
---	--	--

	MERCEDES NR ENTRA NR DESCRIPTION PARÇA ADI TYPE MARKASI	3603300719 3605860033 50.52.603 KING PIN SET ÖN DİNGİL TM TK 302-1113-810-911-1013
---	--	---

	MERCEDES NR ENTRA NR DESCRIPTION PARÇA ADI TYPE MARKASI	3913300019 3915860033 3895860033 50.52.604 KING PIN SET ÖN DİNGİL TM TK 2433-2435-2438-2448
---	--	---

	MERCEDES NR ENTRA NR DESCRIPTION PARÇA ADI TYPE MARKASI	6553320233 50.52.605 EXPANSION PLUG ON DINGIL PERNO KAPAGI AXOR
---	--	---


	MERCEDES NR	3555860033	3553300319
	ENTRA NR	50.52.606	
	DESCRIPTION	KING PIN SET	
	PARÇA ADI	ÖN DİNGİL TM TK	
	TYPE	0303-1219-1413-1414	
	MARKASI		

	MERCEDES NR	6753300119	6733300019
	ENTRA NR	50.52.607	
	DESCRIPTION	KING PIN SET	
	PARÇA ADI	ÖN DİNGİL TM TK	
	TYPE	MB800	
	MARKASI		


	MERCEDES NR	6553300619	6553300219
	ENTRA NR	50.52.608	
	DESCRIPTION	KING PIN SET	
	PARÇA ADI	ÖN DİNGİL TM TK	
	TYPE	ACTROS	
	MARKASI		


	MERCEDES NR	6553300719	
	ENTRA NR	50.52.609	
	DESCRIPTION	KING PIN SET	
	PARÇA ADI	ÖN DİNGİL TM TK	
	TYPE	ACTROS	
	MARKASI		


	MERCEDES NR	6553300419	
	ENTRA NR	50.52.610	
	DESCRIPTION	KING PIN SET	
	PARÇA ADI	ÖN DİNGİL TM TK	
	TYPE	ACTROS	
	MARKASI		


	MERCEDES NR	82135850	
	ENTRA NR	50.52.611	
	DESCRIPTION	KING PIN SET	
	PARÇA ADI	ÖN DİNGİL TM TK	
	TYPE		
	MARKASI		


	MERCEDES NR	82135850	
	ENTRA NR	50.52.612	
	DESCRIPTION	KING PIN SET	
	PARÇA ADI	ÖN DİNGİL TM TK	
	TYPE		
	MARKASI		


	MERCEDES NR	4600300	
	ENTRA NR	50.10.901	
	DESCRIPTION	GASKET KIT STEERING	
	PARÇA ADI		
	TYPE	AXOR	
	MARKASI		


	MERCEDES NR ENTRA NR DESCRIPTION PARÇA ADI TYPE MARKASI	50.10.902 GASKET KIT TRASMISSION 2517
---	--	---


	MERCEDES NR ENTRA NR DESCRIPTION PARÇA ADI TYPE MARKASI	4220780181 4030780081 6050780581 50.30.399 FUEL HOSE 3.2 MM FAZLA MAZOT HORTUMU METRELİK
---	--	---


	MERCEDES NR ENTRA NR DESCRIPTION PARÇA ADI TYPE MARKASI	3738351098 50.26.501 RADIATOR HOSE RADYATOR DIRSEK HORTUM O302
---	--	--

	MERCEDES NR ENTRA NR DESCRIPTION PARÇA ADI TYPE MARKASI	3738351997 50.26.502 RADIATOR HOSE RADYATOR DIRSEK HORTUM O302
---	--	--


	MERCEDES NR ENTRA NR DESCRIPTION PARÇA ADI TYPE MARKASI	3025011382 50.26.503 RADIATOR HOSE RADYATOR ALT HORTUM O302
---	--	---


	MERCEDES NR ENTRA NR DESCRIPTION PARÇA ADI TYPE MARKASI	3025011582 50.26.504 RADIATOR HOSE RADYATOR UST HORTUM O302
---	--	---


	MERCEDES NR ENTRA NR DESCRIPTION PARÇA ADI TYPE MARKASI	3015010282 50.26.505 RADIATOR HOSE RADYATOR ALT HORTUM O303
---	--	---

	MERCEDES NR ENTRA NR DESCRIPTION PARÇA ADI TYPE MARKASI	3015010582 50.26.506 RADIATOR HOSE RADYATOR UST HORTUM O303
---	--	---


	MERCEDES NR ENTRA NR DESCRIPTION PARÇA ADI TYPE MARKASI	3835060035 50.26.507 RADIATOR HOSE KALORİFER HORTUMU 2622
---	--	---


	MERCEDES NR ENTRA NR DESCRIPTION PARÇA ADI TYPE MARKASI	3015010182 50.26.508 RADIATOR HOSE DIRSEK HORTUMU O303
---	--	--

	MERCEDES NR ENTRA NR DESCRIPTION PARÇA ADI TYPE MARKASI	6165010982 50.26.509 RADIATOR HOSE RADYATOR ALT HORTUM 2622
---	--	---


	MERCEDES NR ENTRA NR DESCRIPTION PARÇA ADI TYPE MARKASI	50.26.510 RADIATOR HOSE TERMOSTAT ARA HORTUM
---	--	--


	MERCEDES NR ENTRA NR DESCRIPTION PARÇA ADI TYPE MARKASI	50.26.511 RADIATOR HOSE DIRSEK HORTUM O304 - 403
---	--	---


	MERCEDES NR ENTRA NR DESCRIPTION PARÇA ADI TYPE MARKASI	6165010882 50.26.512 RADIATOR HOSE RADYATOR UST HORTUM 2622
---	--	---


	MERCEDES NR ENTRA NR DESCRIPTION PARÇA ADI TYPE MARKASI	50.26.513 OIL HOSE YAG HORTUMU O304 - 403
---	--	--


	MERCEDES NR ENTRA NR DESCRIPTION PARÇA ADI TYPE MARKASI	3715017082 50.26.514 HOSE KALORİFER HORTUMU 2517-2521-2524
---	--	--


	MERCEDES NR ENTRA NR DESCRIPTION PARÇA ADI TYPE MARKASI	3715017182 50.26.515 RADIATOR HOSE RADYATOR HORTUMU 2622
---	--	--


	MERCEDES NR ENTRA NR DESCRIPTION PARÇA ADI TYPE MARKASI	3715287082 50.26.516 OIL HOSE YAG HORTUMU 2517-2521-2524
---	--	--


	MERCEDES NR ENTRA NR DESCRIPTION PARÇA ADI TYPE MARKASI	6205280182 50.26.517 OIL HOSE YAG HORTUMU 2622
---	--	--


	MERCEDES NR ENTRA NR DESCRIPTION PARÇA ADI TYPE MARKASI	3565010482 50.26.518 RADIATOR HOSE RADYATOR ALT HORTUM O304 - 403
---	--	---


	MERCEDES NR ENTRA NR DESCRIPTION PARÇA ADI TYPE MARKASI	3565010082 50.26.519 RADIATOR HOSE RADYATOR UST HORTUM O304 - 403
---	--	---


	MERCEDES NR ENTRA NR DESCRIPTION PARÇA ADI TYPE MARKASI	3015010182 50.26.520 RADIATOR HOSE RADYATOR ARA HORTUM O304 - 403
---	--	---


	MERCEDES NR ENTRA NR DESCRIPTION PARÇA ADI TYPE MARKASI	3015010782 50.26.521 RETARDER HOSE RETARDER HORTUMU O303
---	--	--


	MERCEDES NR ENTRA NR DESCRIPTION PARÇA ADI TYPE MARKASI	3715018482 50.26.522 RADIATOR HOSE RADYATOR ALT HORTUM 2521-2524
---	--	--


	MERCEDES NR ENTRA NR DESCRIPTION PARÇA ADI TYPE MARKASI	3715017882 50.26.523 RADIATOR HOSE RADYATOR ALT HORTUM 2517
---	--	---


	MERCEDES NR ENTRA NR DESCRIPTION PARÇA ADI TYPE MARKASI	3715017182 50.26.524 RADIATOR HOSE RADYATOR HORTUMU 2517
---	--	--


	MERCEDES NR ENTRA NR DESCRIPTION PARÇA ADI TYPE MARKASI	3715018282 50.26.525 RADIATOR HOSE RADYATOR UST HORTUM 2521-2524
---	--	--


	MERCEDES NR ENTRA NR DESCRIPTION PARÇA ADI TYPE MARKASI	3715067135 50.26.526 RADIATOR HOSE KALORIFER HORTUMU
--	--	---


	MERCEDES NR ENTRA NR DESCRIPTION PARÇA ADI TYPE MARKASI	6845011282 50.26.527 RADIATOR HOSE RADYATOR ALT HORTUM MB800
---	--	--


	MERCEDES NR ENTRA NR DESCRIPTION PARÇA ADI TYPE MARKASI	6845011782 50.26.528 RADIATOR HOSE RADYATOR UST HORTUM MB800
---	--	--


	MERCEDES NR ENTRA NR DESCRIPTION PARÇA ADI TYPE MARKASI	9405011482 50.26.529 RADIATOR HOSE RADYATOR ALT HORTUM AXOR - 1840
---	--	--


	MERCEDES NR ENTRA NR DESCRIPTION PARÇA ADI TYPE MARKASI	9405061935 50.26.530 RADIATOR HOSE RADYATOR HORTUM AXOR
---	--	---


	MERCEDES NR ENTRA NR DESCRIPTION PARÇA ADI TYPE MARKASI	9405061835 50.26.531 RADIATOR HOSE RADYATOR HORTUM AXOR
---	--	---


	MERCEDES NR ENTRA NR DESCRIPTION PARÇA ADI TYPE MARKASI	9405061635 50.26.532 RADIATOR HOSE RADYATOR HORTUM AXOR - 1840
---	--	--


	MERCEDES NR ENTRA NR DESCRIPTION PARÇA ADI TYPE MARKASI	9705010882 50.26.533 RADIATOR HOSE RADYATOR HORTUM AXOR - 3228
---	--	--


	MERCEDES NR ENTRA NR DESCRIPTION PARÇA ADI TYPE MARKASI	9405010782 50.26.534 RADIATOR HOSE RADYATOR ALT HORTUM AXOR - 3228
---	--	--


	MERCEDES NR ENTRA NR DESCRIPTION PARÇA ADI TYPE MARKASI	9405011582 50.26.535 RADIATOR HOSE RADYATOR HORTUM ATEGO-1517
---	--	---


	MERCEDES NR ENTRA NR DESCRIPTION PARÇA ADI TYPE MARKASI	9405061335 50.26.536 RADIATOR HOSE RADYATOR UST HORTUM AXOR - 3228
---	--	--


	MERCEDES NR ENTRA NR DESCRIPTION PARÇA ADI TYPE MARKASI	3755010482 9405011282 50.26.537 RADIATOR HOSE RADYATOR UST HORTUM AXOR - 1840
---	--	---


	MERCEDES NR ENTRA NR DESCRIPTION PARÇA ADI TYPE MARKASI	9405011782 50.26.538 OIL HOSE YAG HORTUMU AXOR
---	--	--


	MERCEDES NR ENTRA NR DESCRIPTION PARÇA ADI TYPE MARKASI	9405061235 50.26.539 RADIATOR HOSE RADYATOR HORTUM AXOR - 3228
---	--	--


	MERCEDES NR ENTRA NR DESCRIPTION PARÇA ADI TYPE MARKASI	9015284282 50.26.540 RADIATOR HOSE RADYATOR UST HORTUM SPRINTER
---	--	---


	MERCEDES NR ENTRA NR DESCRIPTION PARÇA ADI TYPE MARKASI	9015011282 50.26.541 RADIATOR HOSE RADYATOR HORTUMU SPRINTER
---	--	--


	MERCEDES NR ENTRA NR DESCRIPTION PARÇA ADI TYPE MARKASI	9015011882 50.26.542 RADIATOR HOSE RADYATOR ALT HORTUM SPRINTER
---	--	---


	MERCEDES NR ENTRA NR DESCRIPTION PARÇA ADI TYPE MARKASI	6205011082 50.26.543 RADIATOR HOSE RADYATOR UST HORTUM 2628 B
---	--	---


	MERCEDES NR ENTRA NR DESCRIPTION PARÇA ADI TYPE MARKASI	6165010682 50.26.544 RADIATOR HOSE RADYATOR CATAL HORTUM 2628 B
---	--	---


	MERCEDES NR ENTRA NR DESCRIPTION PARÇA ADI TYPE MARKASI	3715287082 50.26.545 OIL HOSE YAG HORTUM 3031
---	--	---


	MERCEDES NR ENTRA NR DESCRIPTION PARÇA ADI TYPE MARKASI	6555011282 6205010382 50.26.546 RADIATOR HOSE RADYATOR ALT HORTUM 3031
---	--	---


	MERCEDES NR	6525012082	6165010882
	ENTRA NR	50.26.547	
	DESCRIPTION	RADIATOR HOSE	
	PARÇA ADI	RADYATOR UST HORTUM	
	TYPE	3031	
	MARKASI		


	MERCEDES NR	6525012282	6565011482
	ENTRA NR	50.26.548	
	DESCRIPTION	RADIATOR HOSE	
	PARÇA ADI	RADYATOR CATAL HORTUM	
	TYPE	3031	
	MARKASI		


	MERCEDES NR	6555013782	
	ENTRA NR	50.26.549	
	DESCRIPTION	RADIATOR HOSE	
	PARÇA ADI	RADYATOR ALT HORTUM	
	TYPE	1844	
	MARKASI		


	MERCEDES NR	6555014182	
	ENTRA NR	50.26.550	
	DESCRIPTION	RADIATOR HOSE	
	PARÇA ADI	RADYATOR UST HORTUM	
	TYPE	1844	
	MARKASI		


	MERCEDES NR	3025011582	
	ENTRA NR	50.26.556	
	DESCRIPTION	RADIATOR HOSE	
	PARÇA ADI	RADYATOR UST HORTUM	
	TYPE	O302	
	MARKASI		


	MERCEDES NR	6205010382	
	ENTRA NR	50.26.557	
	DESCRIPTION	RADIATOR HOSE	
	PARÇA ADI	RADYATOR ALT HORTUM	
	TYPE	2628 B	
	MARKASI		


	MERCEDES NR	3015010782	
	ENTRA NR	50.26.558	
	DESCRIPTION	RETARDER HOSE	
	PARÇA ADI	RETARDES HORTUM	
	TYPE	1835-1840	
	MARKASI		


	MERCEDES NR	6555011082	
	ENTRA NR	50.26.559	
	DESCRIPTION	RADIATOR HOSE	
	PARÇA ADI	RADYATOR HORTUMU	
	TYPE	1935-2628	
	MARKASI		


	MERCEDES NR ENTRA NR DESCRIPTION PARÇA ADI TYPE MARKASI	9415010382 50.26.560 RADIATOR HOSE RADYATOR HORTUMU ACTROS MARKASI
---	--	---


	MERCEDES NR ENTRA NR DESCRIPTION PARÇA ADI TYPE MARKASI	4716730 50.30.092 FILLER CAP DEPO KAPAGI 80 mm MARKASI
---	--	---


	MERCEDES NR ENTRA NR DESCRIPTION PARÇA ADI TYPE MARKASI	3024710130 4716730 4711230 50.30.080 FILLER CAP DEPO KAPAG 2622-2624-3031-2517 MARKASI
---	--	---

	MERCEDES NR ENTRA NR DESCRIPTION PARÇA ADI TYPE MARKASI	3044700005 3094700005 4700005 50.30.081 FILLER CAP DEPO KAPAGI 80 mm MARKASI
---	--	---


	MERCEDES NR ENTRA NR DESCRIPTION PARÇA ADI TYPE MARKASI	3714707205 50.30.082 FILLER CAP DEPO KAPAGI PLAASTIK 1821-1817-2628-2622 MARKASI
---	--	---


	MERCEDES NR ENTRA NR DESCRIPTION PARÇA ADI TYPE MARKASI	4700405 50.30.083 FILLER CAP DEPO KAPAGI PLASTIK AXOR MARKASI
---	--	--


	MERCEDES NR ENTRA NR DESCRIPTION PARÇA ADI TYPE MARKASI	3094700005 4700105 4700305 50.30.084 FILLER CAP DEPO KAPAGI PLASTIK KILITSIZ 1821-1817-2628-2622 MARKASI
---	--	---

	MERCEDES NR ENTRA NR DESCRIPTION PARÇA ADI TYPE MARKASI	4429905563 50.30.085 HOLLOW SCREW 6 MM MAZOT REKORU MARKASI
---	--	---


	MERCEDES NR	10740984	747684	746584
	ENTRA NR	50.30.086		
	DESCRIPTION	HOLLOW SCREW 8 MM		
	PARÇA ADI	MAZOT REKORU		
	TYPE			
	MARKASI			


	MERCEDES NR	4770002		
	ENTRA NR	50.30.087		
	DESCRIPTION	HOLLOW SCREW 14 MM		
	PARÇA ADI	MAZOT REKORU		
	TYPE	OM 401/A-402-403-404/A		
	MARKASI			

	MERCEDES NR			
	ENTRA NR	50.30.088		
	DESCRIPTION	HOLLOW SCREW 14 MM		
	PARÇA ADI	MAZOT REKORU		
	TYPE	OM355-360-364-366-401		
	MARKASI			

	MERCEDES NR			
	ENTRA NR	50.30.101		
	DESCRIPTION	FUEL PUMP COMPLETE		
	PARÇA ADI	MAZOT OTOM DİNLENDİRME SİSESİ		
	TYPE			
	MARKASI			

	MERCEDES NR	911101		
	ENTRA NR	50.30.102		
	DESCRIPTION	FUEL PUMP BOSCH TYPE		
	PARÇA ADI	MAZOT EL POMPASI BOSCH TYPE		
	TYPE	BOSH:2 477 222 020		
	MARKASI			

	MERCEDES NR	900210		
	ENTRA NR	50.30.103		
	DESCRIPTION	FUEL PUMP REPAIR KIT		
	PARÇA ADI	MAZOT OTOM FİBER YAY TK		
	TYPE	OM 312-314-326-327-346		
	MARKASI			

	MERCEDES NR	85428017		
	ENTRA NR	50.30.089		
	DESCRIPTION	FUEL SENDER UNIT 200 LT.		
	PARÇA ADI	DEPO SAMANDIRASI 200 LT		
	TYPE	FOR 200 Lt TANK		
	MARKASI			

	MERCEDES NR	10920201	10921101	10926701
	ENTRA NR	50.30.501		
	DESCRIPTION	FUEL FILTER COMPLETE		
	PARÇA ADI	MAZOT FİLTRESİ KOMPLE		
	TYPE	2517-2521-2524		
	MARKASI			

ASPAR OTOMOTİV SANAYİ VE DIŞ TİCARET LTD. ŞTİ.


DOLAPDERE SANAYİ SİT. 19.ADA NO26 İKİTELLİ / İSTANBUL / TÜRKİYE


TEL +90 212 671 72 61 - +90 212 671 61 49 FAX +90 212 671 61 27


MERCEDES 339


	MERCEDES NR ENTRA NR DESCRIPTION PARÇA ADI TYPE MARKASI	4770605 50.30.502 FILTER HOUSING 500 GR MAZOT FILITRE ALT TASI OM366 / A / LA	923205	920503
---	--	---	--------	--------


	MERCEDES NR ENTRA NR DESCRIPTION PARÇA ADI TYPE MARKASI	923108 50.30.503 FUEL FILTER HEAD 500 GR MAZOT FILITRE UST KAPAGI OM314-352-366	922708	
---	--	---	--------	--


	MERCEDES NR ENTRA NR DESCRIPTION PARÇA ADI TYPE MARKASI	4570700246 50.30.701 VALVE AT FUEL RETURN MAZOT TAZYIK SUBAP AXOR	5410700546	5410700646
---	--	---	------------	------------

	MERCEDES NR ENTRA NR DESCRIPTION PARÇA ADI TYPE MARKASI	906050 50.30.109 FUEL PUMP COMPLETE MAZOT EL OTOMATIGI 3031		
--	--	---	--	--

	MERCEDES NR ENTRA NR DESCRIPTION PARÇA ADI TYPE MARKASI	900751 50.30.110 FUEL HAND PUMP BOTTLE MAZOT EL OTOMATIGI TK 3031		
---	--	---	--	--


	MERCEDES NR ENTRA NR DESCRIPTION PARÇA ADI TYPE MARKASI	50.30.093 FUEL FILTER KEY MAZOT OTOM SUZGEC SOKME ANAHTARI 3031		
---	--	--	--	--


	MERCEDES NR ENTRA NR DESCRIPTION PARÇA ADI TYPE MARKASI	4772016 50.30.504 FUEL FILTER BOWL MAZOT FILITRE TASI Y.M ACTROS		
---	--	--	--	--


	MERCEDES NR ENTRA NR DESCRIPTION PARÇA ADI TYPE MARKASI	50.30.401 RIVET ENJEKTOR ISI KALKANI AXOR		
---	--	--	--	--


www.entra.com.tre-mail : entra@entra.com.tr


Orj. Parça no'ları referans olarak kullanılmıştır. Original parts no and brand name only for reference.


	MERCEDES NR ENTRA NR DESCRIPTION PARÇA ADI TYPE MARKASI	115426317 50.30.090 SENDER UNIT 400 LT. DEPO SAMANDIRASI 400 LT FOR 400 LT TANK	85428317	55424117
---	--	---	----------	----------


	MERCEDES NR ENTRA NR DESCRIPTION PARÇA ADI TYPE MARKASI	4030170271 50.30.402 SCREW FOR NOZZLE ENJEKTOR KUTUK SOMUNU OM 401/A-402/A-403	3460170260	4030170171
---	--	--	------------	------------


	MERCEDES NR ENTRA NR DESCRIPTION PARÇA ADI TYPE MARKASI	4770329 50.30.702 OVERFLOW VALVE TAZYIK SUBABI OM326		
---	--	--	--	--


	MERCEDES NR ENTRA NR DESCRIPTION PARÇA ADI TYPE MARKASI	50.30.403 NOZZLE KEY LONG ENJEKTOR ANAHTARI UZUN		
---	--	--	--	--


	MERCEDES NR ENTRA NR DESCRIPTION PARÇA ADI TYPE MARKASI	50.30.404 WASHER CTAL PUL		
---	--	---------------------------------	--	--

	MERCEDES NR ENTRA NR DESCRIPTION PARÇA ADI TYPE MARKASI	85428117 50.30.091 SENDER UNIT 300 LT. DEPO SAMANDIRASI 300 LT FOR 300 Lt TANK	55423917	
---	--	--	----------	--

	MERCEDES NR ENTRA NR DESCRIPTION PARÇA ADI TYPE MARKASI	900050 50.30.104 HAND PUMP WITH SEAL MAZOT EL OTOM KOMPLE OM 312-314-326-327-346		
---	--	--	--	--

	MERCEDES NR ENTRA NR DESCRIPTION PARÇA ADI TYPE MARKASI	908850 50.30.105 HAND PUMP WITH SEAL MAZOT EL OTOMATIGI OM 312-314-326-327-346	900050	
---	--	--	--------	--

	MERCEDES NR	900050		
	ENTRA NR	50.30.106		
	DESCRIPTION	HAND PUMP WITH SEAL		
	PARÇA ADI	MAZOT EL OTOMATIGI		
	TYPE	OM 312-314-326-327-346		
	MARKASI			


	MERCEDES NR	189972048	900245	9935605
	ENTRA NR	50.30.107		
	DESCRIPTION	STRAINER		
	PARÇA ADI	MAZOT OTOMATİK SUZGECİ		
	TYPE	2521		
	MARKASI			


	MERCEDES NR	14771301	14771401	
	ENTRA NR	50.30.505		
	DESCRIPTION	FUEL FILTER 1000 G		
	PARÇA ADI	MAZOT FİLTRESİ KOMP		
	TYPE	OM360		
	MARKASI			


	MERCEDES NR	4420920008	4420920208	
	ENTRA NR	50.30.506		
	DESCRIPTION	FILTER HEAD 1000 GR		
	PARÇA ADI	MAZOT FİLTRE KAPAGI		
	TYPE	OM422A/LA-OM442-		
	MARKASI			


	MERCEDES NR	4220900007		
	ENTRA NR	50.30.507		
	DESCRIPTION	FILTER HOUSING 1000 GR		
	PARÇA ADI	MAZOT FİLTRE TASI		
	TYPE	OM422A/LA-OM442-		
	MARKASI			


	MERCEDES NR			
	ENTRA NR	50.30.508		
	DESCRIPTION	FUEL FILTER COMPLETE		
	PARÇA ADI	MAZOT FİLTRESİ TEKLI		
	TYPE			
	MARKASI			


	MERCEDES NR	911240		
	ENTRA NR	50.30.108		
	DESCRIPTION	FILTER BOWL		
	PARÇA ADI	MAZOT OTOM SİSE PLASTIGI		
	TYPE	2521		
	MARKASI			


	MERCEDES NR	3529970540		
	ENTRA NR	50.30.405		
	DESCRIPTION	SEAL RING		
	PARÇA ADI	ENJEKTOR BORU LASTIGI		
	TYPE	OM 366		
	MARKASI			


	MERCEDES NR ENTRA NR DESCRIPTION PARÇA ADI TYPE MARKASI	109975448 50.30.406 SEAL RING ENJEKTOR KUTUK LASTIGI OM 366
---	--	---


	MERCEDES NR ENTRA NR DESCRIPTION PARÇA ADI TYPE MARKASI	4470700136 50.30.302 DELIVERY PIPE SET ENJEKTOR BORU TK 3031
---	--	--


	MERCEDES NR ENTRA NR DESCRIPTION PARÇA ADI TYPE MARKASI	3660702333 50.30.303 DELIVERY PIPE SET ENJEKTOR BORU TK 2517-2521-2524	3660703333	3660702233
---	--	--	------------	------------

	MERCEDES NR ENTRA NR DESCRIPTION PARÇA ADI TYPE MARKASI	4070700136 50.30.304 DELIVERY PIPE SET ENJEKTOR BORU TK O303
--	--	--


	MERCEDES NR ENTRA NR DESCRIPTION PARÇA ADI TYPE MARKASI	5410701533 50.30.305 DELIVERY PIPE SET ENEKTOR BORUSU ACTROS	5410701133	5410701933
---	--	--	------------	------------

	MERCEDES NR ENTRA NR DESCRIPTION PARÇA ADI TYPE MARKASI	9060702333 50.30.306 DELIVERY PIPE SET ENEKTOR BORUSU AXOR - OM906 LA	9060702133	9060701433
---	--	---	------------	------------


	MERCEDES NR ENTRA NR DESCRIPTION PARÇA ADI TYPE MARKASI	900087 50.30.509 COVER PRE-CLEANER MAZOT FILITRE BORU KAPAGI AXOR
---	--	---


	MERCEDES NR ENTRA NR DESCRIPTION PARÇA ADI TYPE MARKASI	3604700006 50.30.111 FUEL FILTER MAZOT DEPO SUZGECI O303	3074700106
---	--	--	------------


	MERCEDES NR ENTRA NR DESCRIPTION PARÇA ADI TYPE MARKASI	50.30.510 FUEL FILTER ELEMENT MAZOT FİLTRE DALGAKIRANI OM 906
---	--	--


	MERCEDES NR ENTRA NR DESCRIPTION PARÇA ADI TYPE MARKASI	50.30.407 INJECTION KEY SHORT ENEKTOR ANAHTARI KISA
---	--	---


	MERCEDES NR ENTRA NR DESCRIPTION PARÇA ADI TYPE MARKASI	4220900052 50.30.511 FUEL FILTER SINGLE-500 GR MAZOT FİLTRE KOMPLE
---	--	---


	MERCEDES NR ENTRA NR DESCRIPTION PARÇA ADI TYPE MARKASI	4700469 50.30.512 FILTER COMPLETE SEPAR SU AYIRICI FİLTRE KOMPLE AXOR
---	--	---


	MERCEDES NR ENTRA NR DESCRIPTION PARÇA ADI TYPE MARKASI	51103036107 50.30.307 DELIVERY PIPE SET ENJEKTOR BORU TK
---	--	---


	MERCEDES NR ENTRA NR DESCRIPTION PARÇA ADI TYPE MARKASI	9730010062 50.82.301 CIRCUIT PROTECTION
---	--	---


	MERCEDES NR ENTRA NR DESCRIPTION PARÇA ADI TYPE MARKASI	4756040022 50.82.302 LOAD APPORTIONING
---	--	--


	MERCEDES NR ENTRA NR DESCRIPTION PARÇA ADI TYPE MARKASI	4757155002 50.82.303 LOAD SENSING RELAY
---	--	---


	MERCEDES NR	4757120002
	ENTRA NR	50.82.304
	DESCRIPTION	LOAD SENSING RELAY
	PARÇA ADI	
	TYPE	
	MARKASI	


	MERCEDES NR	3640101180
	ENTRA NR	50.10.903
	DESCRIPTION	GASKET KIT (OIL PAN)
	PARÇA ADI	KARTER CONTASI
	TYPE	OM 364
	MARKASI	


	MERCEDES NR	
	ENTRA NR	50.10.904
	DESCRIPTION	TRANSMISSION GASKET KIT
	PARÇA ADI	SANZIMAN CONTA TK
	TYPE	
	MARKASI	


	MERCEDES NR	
	ENTRA NR	50.10.905
	DESCRIPTION	TRANSMISSION GASKET KIT
	PARÇA ADI	SANZIMAN CONTA TK
	TYPE	
	MARKASI	


	MERCEDES NR	
	ENTRA NR	50.10.906
	DESCRIPTION	TRANSMISSION GASKET KIT
	PARÇA ADI	SANZIMAN CONTA TK
	TYPE	
	MARKASI	

	MERCEDES NR	
	ENTRA NR	50.10.907
	DESCRIPTION	TRANSMISSION GASKET KIT
	PARÇA ADI	SANZIMAN CONTA TK
	TYPE	
	MARKASI	


	MERCEDES NR	
	ENTRA NR	50.10.908
	DESCRIPTION	ENGINE GASKET KIT -FULL
	PARÇA ADI	FUL TK CONTA
	TYPE	OM366
	MARKASI	

	MERCEDES NR	
	ENTRA NR	50.10.909
	DESCRIPTION	GASKET KIT ENGINE HALF
	PARÇA ADI	YARIM TAKIM CONTA
	TYPE	OM366
	MARKASI	

	MERCEDES NR	3660160321	
	ENTRA NR	50.10.910	
	DESCRIPTION	VALVE HEAD GASKET	
	PARÇA ADI	SUBAP KAPAK CONTASI KLINGRIT	
	TYPE	OM366	
	MARKASI		


	MERCEDES NR	3660160321	
	ENTRA NR	50.10.911	
	DESCRIPTION	VALVE HEAD GASKET	
	PARÇA ADI	SUBAP KAPAK CONTASI SAC KLINGRIT	
	TYPE	OM366	
	MARKASI		


	MERCEDES NR	3660150020		
	ENTRA NR	50.10.912		
	DESCRIPTION	GASKET (TIMING CASE		
	PARÇA ADI	EKS KAPAK CONTASI ON		
	TYPE	OM366		
	MARKASI			


	MERCEDES NR	3661880780	3661880580
	ENTRA NR	50.10.913	
	DESCRIPTION	GASKET (OIL COOLER	
	PARÇA ADI	YAG RADYATOR CONTASI	
	TYPE	OM366	
	MARKASI		


	MERCEDES NR	3660150080	3430150080	3660150180
	ENTRA NR	50.10.914		
	DESCRIPTION	GASKET (TIMING CASE)		
	PARÇA ADI	EKS KAPAK CONTASI		
	TYPE	OM366		
	MARKASI			


	MERCEDES NR			
	ENTRA NR	50.10.915		
	DESCRIPTION	GASKET (AXLE COVE		
	PARÇA ADI	CER KAPAK CONTASI		
	TYPE	2517-2521-2524		
	MARKASI			


	MERCEDES NR			
	ENTRA NR	50.10.916		
	DESCRIPTION	GASKET (WATER PIP		
	PARÇA ADI	SU BORU CONTASI		
	TYPE	2517-2521-2524		
	MARKASI			


	MERCEDES NR	3024900080		
	ENTRA NR	50.10.917		
	DESCRIPTION	GASKET (TURBOCHARGER)		
	PARÇA ADI	TURBUN CONTASI		
	TYPE	2517-2521-2524		
	MARKASI			


	MERCEDES NR ENTRA NR DESCRIPTION PARÇA ADI TYPE MARKASI	50.10.918 GASKET TURBUN CONTASI YUVARLAK 2517-2521-2524
---	--	--


	MERCEDES NR ENTRA NR DESCRIPTION PARÇA ADI TYPE MARKASI	50.10.919 GASKET KIT TRANSMISSION SANZIMAN TK CONTA ZF 75
---	--	--


	MERCEDES NR ENTRA NR DESCRIPTION PARÇA ADI TYPE MARKASI	6503560080 50.10.920 GASKET AXLE COVER AKS KAPAK CONTASI 2517-2521-2524
---	--	---


	MERCEDES NR ENTRA NR DESCRIPTION PARÇA ADI TYPE MARKASI	3642010280 50.10.921 GASKET WATERPUMP DEVIRDAIM CONTASI OM 366
--	--	--


	MERCEDES NR ENTRA NR DESCRIPTION PARÇA ADI TYPE MARKASI	3662010180 50.10.922 GASKET (WATER PUMP DEVIRDAIM CONTASI OM 366
---	--	--


	MERCEDES NR ENTRA NR DESCRIPTION PARÇA ADI TYPE MARKASI	3662030280 50.10.923 GASKET THERMOSTAT TERMOSTAT KAPAK CONTASI 2517-2521-2524
---	--	---


	MERCEDES NR ENTRA NR DESCRIPTION PARÇA ADI TYPE MARKASI	3660100580 50.10.924 GASKET KIT (OIL PAN KARTER CONTASI OM 366
---	--	--

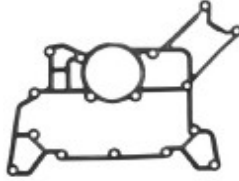
	MERCEDES NR ENTRA NR DESCRIPTION PARÇA ADI TYPE MARKASI	3661410780 50.10.925 GASKET ,INTAKE MANIFOLD EME MANIFOLD CONTASI OM 366
---	--	--


	MERCEDES NR	3520980280		
	ENTRA NR	50.10.926		
	DESCRIPTION	GASKET FOR		
	PARÇA ADI	TURBUN CONTASI KARE		
	TYPE	OM 366		
	MARKASI			


	MERCEDES NR	3660100587		
	ENTRA NR	50.10.927		
	DESCRIPTION	GASKET (OIL PAN		
	PARÇA ADI	KARTER CONTASI		
	TYPE	OM 366		
	MARKASI			


	MERCEDES NR	3661420180	3661420480	
	ENTRA NR	50.10.928		
	DESCRIPTION	GASKET EXHAUS		
	PARÇA ADI	EKSOZ MANIFOLD CONTA		
	TYPE	OM 366		
	MARKASI			

	MERCEDES NR	9060140422	9060140722	
	ENTRA NR	50.10.929		
	DESCRIPTION	GASKET (OIL PAN)		
	PARÇA ADI	YAG RADYATOR CONTASI		
	TYPE	OM 906		
	MARKASI			

	MERCEDES NR	1883380		
	ENTRA NR	50.10.930		
	DESCRIPTION	GASKET OIL COOLER		
	PARÇA ADI	YAG RADYATOR CONTASI		
	TYPE	OM 906		
	MARKASI			

	MERCEDES NR	4570160221	5410160321	4570160121
	ENTRA NR	50.10.931		
	DESCRIPTION	GASKET CYLINDER HEAD		
	PARÇA ADI	SUBAP KAPAK CONTASI		
	TYPE	OM 501 LA - OM 502		
	MARKASI			

	MERCEDES NR	4570140222	4570140522	4570140422
	ENTRA NR	50.10.932		
	DESCRIPTION	GASKET OIL PAN		
	PARÇA ADI	KARTER CONTASI		
	TYPE	OM 457		
	MARKASI			


	MERCEDES NR	9060160621	9060161121	
	ENTRA NR	50.10.933		
	DESCRIPTION	GASKET VALVE HEAD		
	PARÇA ADI	SUBAP KAPAK CONTASI		
	TYPE	OM 906		
	MARKASI			


ASPAR OTOMOTİV SANAYİ VE DIŞ TİCARET LTD. ŞTİ.


DOLAPDERE SANAYİ SİT. 19.ADA NO26 İKİTELLİ / İSTANBUL / TÜRKİYE


TEL +90 212 671 72 61 - +90 212 671 61 49 FAX +90 212 671 61 27


MERCEDES 348


	MERCEDES NR ENTRA NR DESCRIPTION PARÇA ADI TYPE MARKASI	5410160720 5410161120 5410160920
		50.10.934 GASKET CYLINDER HEAD SİLİNDİR KAPAK CONTASI OM 501 LA - OM 502


	MERCEDES NR ENTRA NR DESCRIPTION PARÇA ADI TYPE MARKASI	5410140722 5410140322
		50.10.935 GASKET OIL PAN KARTER CONTASI OM 501 LA - OM 502

	MERCEDES NR ENTRA NR DESCRIPTION PARÇA ADI TYPE MARKASI	5410980480 5410980065 5410980380
		50.10.936 GASKET INTAKE MANIFOLD EMME MANIFOLD CONTASI OM 501 LA - OM 502

	MERCEDES NR ENTRA NR DESCRIPTION PARÇA ADI TYPE MARKASI	4570150180 4470150080
		50.10.937 GASKET TIMING CASE VOLANT MUHAFAZA CONTASI OM 457

	MERCEDES NR ENTRA NR DESCRIPTION PARÇA ADI TYPE MARKASI	4410140422 4410140022
		50.10.938 GASKET OIL PAN KARTER CONTASI V6


	MERCEDES NR ENTRA NR DESCRIPTION PARÇA ADI TYPE MARKASI	4420140222 4020140222
		50.10.939 GASKET OIL PAN KARTER CONTASI OM 422/A/LA - OM


	MERCEDES NR ENTRA NR DESCRIPTION PARÇA ADI TYPE MARKASI	3273560180 9433340080
		50.10.940 GASKET AXLE COVER AKS KAPAK CONTASI O303


	MERCEDES NR ENTRA NR DESCRIPTION PARÇA ADI TYPE MARKASI	4230104833 4030100880
		50.10.941 GASKET KIT OIL PAN KARTER CONTASI OM 401-402-403-421-


www.entra.com.tre-mail : entra@entra.com.tr


Orj. Parça no'ları referans olarak kullanılmıştır. Original parts no and brand name only for reference.


	MERCEDES NR	4421880580		
	ENTRA NR	50.10.942		
	DESCRIPTION	OIL COOLER HOUSING		
	PARÇA ADI	YAG RADYATOR CONTASI		
	TYPE	OM401/LA-402/LA-403		
	MARKASI			


	MERCEDES NR	4420160420	4420160520	
	ENTRA NR	50.10.943		
	DESCRIPTION	GASKET CYLINDER HEAD		
	PARÇA ADI	SİLİNDİR KAPAK CONTASI		
	TYPE	OM 401-402-403-421		
	MARKASI			


	MERCEDES NR	4420160621	4420160721	4420160721
	ENTRA NR	50.10.944		
	DESCRIPTION	VALVE HEAD GASKET		
	PARÇA ADI	SUBAP KAPAK CONTASI		
	TYPE	OM 401 A - OM 402/A		
	MARKASI			


	MERCEDES NR	4421411980	4421411780	4421411880
	ENTRA NR	50.10.945		
	DESCRIPTION	GASKET INTAKE MANIFOLD		
	PARÇA ADI	EMME MANIFOLD CONTASI		
	TYPE	OM 401/A-402/A-403		
	MARKASI			


	MERCEDES NR	4430140022		
	ENTRA NR	50.10.946		
	DESCRIPTION	GASKET KIT OIL PAN		
	PARÇA ADI	KARTER CONTASI		
	TYPE	V 10		
	MARKASI			


	MERCEDES NR	4230100608	4230100680	4230100780
	ENTRA NR	50.10.947		
	DESCRIPTION	GASKET KIT ENGINE		
	PARÇA ADI	YARIM TAKIM CONTA		
	TYPE	V 10		
	MARKASI			


	MERCEDES NR	4421880580		
	ENTRA NR	50.10.948		
	DESCRIPTION	GASKET OIL COOLER		
	PARÇA ADI	YAG RADYATOR CONTASI		
	TYPE	O304 - 403		
	MARKASI			


	MERCEDES NR			
	ENTRA NR	50.10.949		
	DESCRIPTION	GASKET KIT ENGINE		
	PARÇA ADI	YARIM TAKIM CONTA		
	TYPE	OM364		
	MARKASI			

	MERCEDES NR	3640160121		
	ENTRA NR	50.10.950		
	DESCRIPTION	GASKET VALVE HEAD		
	PARÇA ADI	SUBAP KAPAK CONTASI		
	TYPE	OM364		
	MARKASI			


	MERCEDES NR	9061420280	9061421180	
	ENTRA NR	50.10.951		
	DESCRIPTION	GASKET EXHAUST		
	PARÇA ADI	EKSOZ MANIFOLD CONTASI		
	TYPE	OM 904 LA - OM 906		
	MARKASI			


	MERCEDES NR	5411420180	5411420280	
	ENTRA NR	50.10.952		
	DESCRIPTION	GASKET EXHAUST		
	PARÇA ADI	EKSOZ MANIFOLD CONTASI		
	TYPE	OM 501 LA - OM 502		
	MARKASI			

	MERCEDES NR	4210100408		
	ENTRA NR	50.10.953		
	DESCRIPTION	GASKET KIT ENGINE-HALF		
	PARÇA ADI	YARIM TAKIM CONTA		
	TYPE	OM 401 - OM 401 A - OM		
	MARKASI			

	MERCEDES NR			
	ENTRA NR	50.10.954		
	DESCRIPTION	GASKET KIT ENGINE-FULL		
	PARÇA ADI	FULL TK CONTA		
	TYPE	OM 422/A/LA - OM		
	MARKASI			

	MERCEDES NR	4421880280	4031840280	4421850580
	ENTRA NR	50.10.955		
	DESCRIPTION	GASKET OIL FILTER HEAD		
	PARÇA ADI	YAG FİLTRE KAPAK CONTASI		
	TYPE	OM401-402-403-407H		
	MARKASI			

	MERCEDES NR	4221420080		
	ENTRA NR	50.10.956		
	DESCRIPTION	GASKET FOR		
	PARÇA ADI	TURBUN CONTASI		
	TYPE	OM422A-423A		
	MARKASI			


	MERCEDES NR	4221440280		
	ENTRA NR	50.10.957		
	DESCRIPTION	TURBOCHARGER GASKET		
	PARÇA ADI	TURBUN ÇIKIS CONTASI		
	TYPE	V/6-V/8		
	MARKASI			


ASPAR OTOMOTİV SANAYİ VE DIŞ TİCARET LTD. ŞTİ.

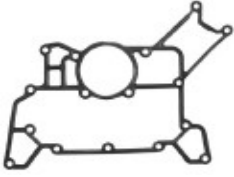
DOLAPDERE SANAYİ SİT. 19.ADA NO26 İKİTELLİ / İSTANBUL / TÜRKİYE


TEL +90 212 671 72 61 - +90 212 671 61 49 FAX +90 212 671 61 27

MERCEDES 351

	MERCEDES NR ENTRA NR DESCRIPTION PARÇA ADI TYPE MARKASI	4220160620 50.10.958 GASKET CYLINDER HEAD SİLİNDİR KAPAK CONTASI OM401-402-403	4420160420	4220160420
---	--	--	------------	------------

	MERCEDES NR ENTRA NR DESCRIPTION PARÇA ADI TYPE MARKASI	50.10.960 SEAL YAN KAPAK LASTIGI 2517-2521-2524		
---	--	--	--	--

	MERCEDES NR ENTRA NR DESCRIPTION PARÇA ADI TYPE MARKASI	5411840980 50.10.961 GASKET TO OIL RADIATOR YAĞ RADYATOR CONTASI OM 501 LA - OM 502	5411840780	
---	--	---	------------	--

	MERCEDES NR ENTRA NR DESCRIPTION PARÇA ADI TYPE MARKASI	9423260050 50.59.549 BALL JOINT BUGI BURCU 1844		
---	--	---	--	--